



US00D898388S

(12) **United States Design Patent** (10) **Patent No.:** **US D898,388 S**
Avery-Payne (45) **Date of Patent:** **** Oct. 13, 2020**

(54) **GARMENT HANGER** 6,230,945 B1 * 5/2001 Licari A47G 25/28
223/85

(71) Applicant: **Addison Avery-Payne**, Ridgefield, CT 6,431,418 B1 8/2002 Pease
(US) D464,813 S * 10/2002 Lin D6/317
6,722,538 B1 4/2004 Autry et al.
6,811,064 B2 11/2004 Salem
(72) Inventor: **Addison Avery-Payne**, Ridgefield, CT 7,182,232 B2 2/2007 Fleming et al.
(US) 8,028,869 B2 10/2011 Rossaki
9,055,834 B2 6/2015 Zechini
9,402,495 B2 8/2016 Laibe
9,468,326 B2 10/2016 Yip et al.
(**) Term: **15 Years** D816,352 S * 5/2018 Lu D6/319
D852,519 S * 7/2019 Frushtick A47G 25/24
D6/319

(21) Appl. No.: **29/699,774**

(22) Filed: **Jul. 29, 2019**

(51) **LOC (12) Cl.** **06-08**

(52) **U.S. Cl.**
USPC **D6/319; D6/318**

(58) **Field of Classification Search**
USPC D6/315-328, 672
CPC A47G 25/14; A47G 25/28; A47G 25/26;
A47G 25/30; A47G 25/36; A47G 25/50;
A47G 25/442; A47G 25/483; A47G
25/743; A47G 25/4023; A47F 5/0006
See application file for complete search history.

2004/0016779 A1 1/2004 Salem
2005/0284899 A1 12/2005 Fleming et al.
2007/0119879 A1 5/2007 Escatllar
2007/0261975 A1 11/2007 Rabinoff
2009/0120974 A1 5/2009 Rossaki
2011/0121041 A1 5/2011 Tukulj-Popovic
2012/0223109 A1 9/2012 Wheeler, Sr.
2013/0320051 A1 12/2013 Madden
2014/0361053 A1 12/2014 Laibe
2014/0367425 A1 12/2014 Laibe

(Continued)

Primary Examiner — Lauren R Calve

(74) Attorney, Agent, or Firm — Matthew J Patterson

(56) **References Cited**

U.S. PATENT DOCUMENTS

1,015,605 A 1/1912 Wilt
1,015,606 A 1/1912 Wilt
1,054,279 A 2/1913 Corley
1,214,926 A 2/1917 Kimball
1,410,411 A 3/1922 Scofield
2,419,879 A * 4/1947 Blades A47G 25/487
223/91
3,180,544 A 4/1965 Magiera
3,348,745 A * 10/1967 Basile A47G 25/24
223/88
3,741,449 A 6/1973 MacKenzie
D264,533 S * 5/1982 Jensen D6/319
5,501,376 A 3/1996 Roda-Balzarini
5,975,385 A 11/1999 See
6,158,828 A 12/2000 Vacovsky et al.

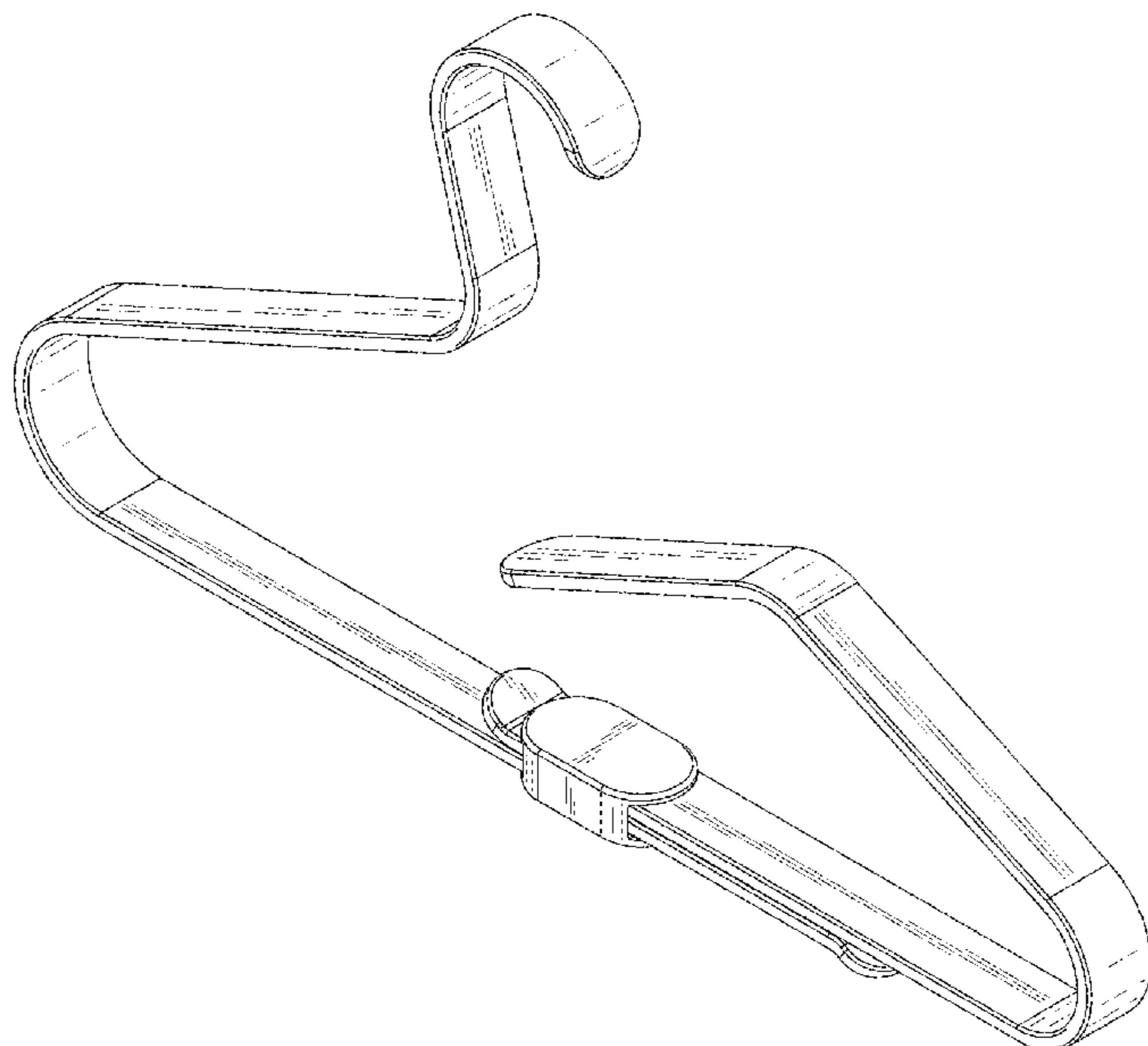
(57) **CLAIM**

The ornamental design for a garment hanger, as shown and described.

DESCRIPTION

FIG. 1 is a front perspective view of the garment hanger of the present invention;
FIG. 2 is a front view thereof;
FIG. 3 is a top view thereof;
FIG. 4 is a bottom view thereof;
FIG. 5 is a right side view thereof; and,
FIG. 6 is a left side view thereof.

1 Claim, 4 Drawing Sheets



(56)

References Cited

U.S. PATENT DOCUMENTS

2015/0028066 A1 1/2015 Zechini
2015/0190005 A1 7/2015 Aspera
2016/0022076 A1 1/2016 Yip et al.
2016/0235232 A1 8/2016 Goyal

* cited by examiner

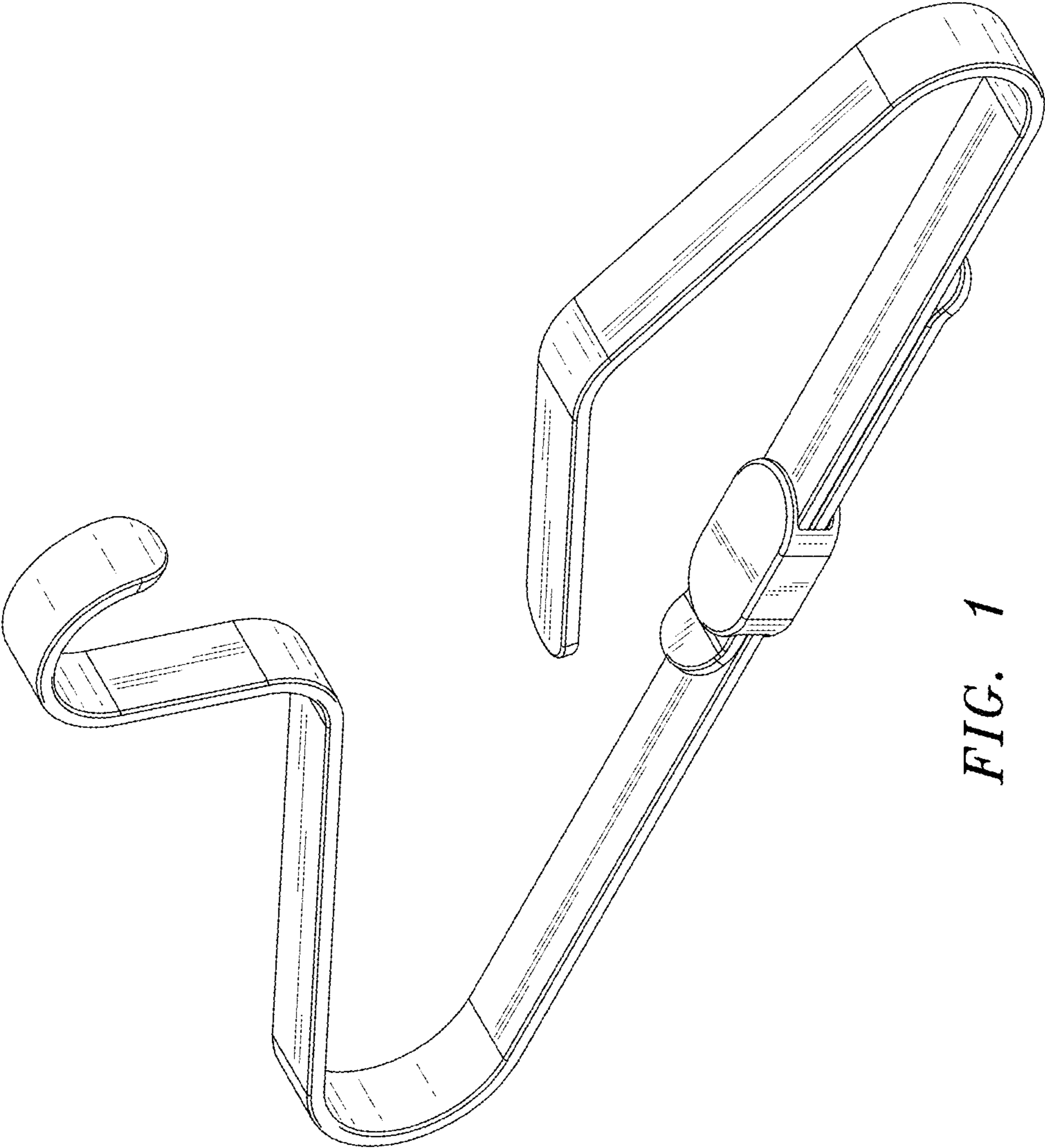


FIG. 1

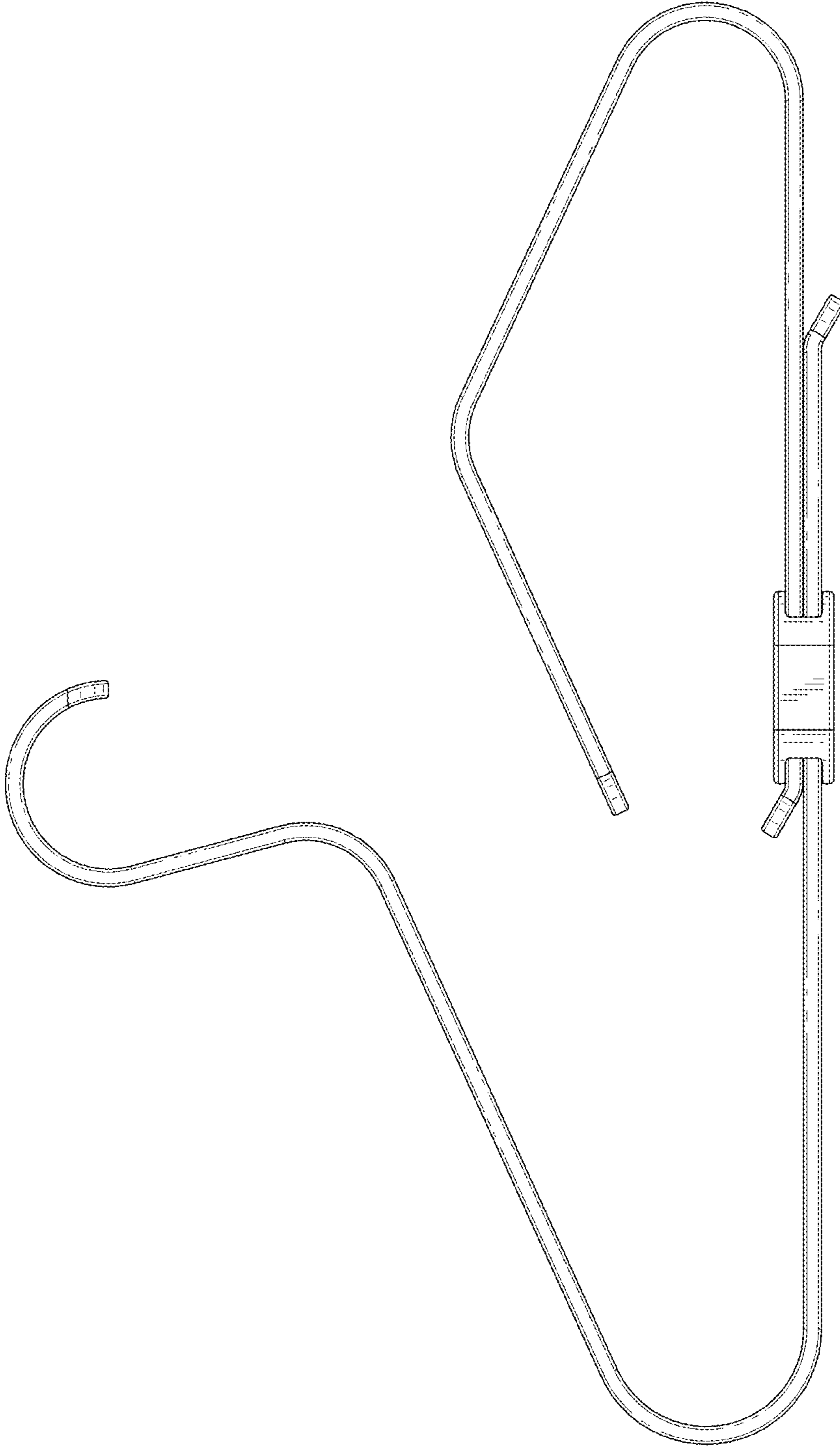


FIG. 2

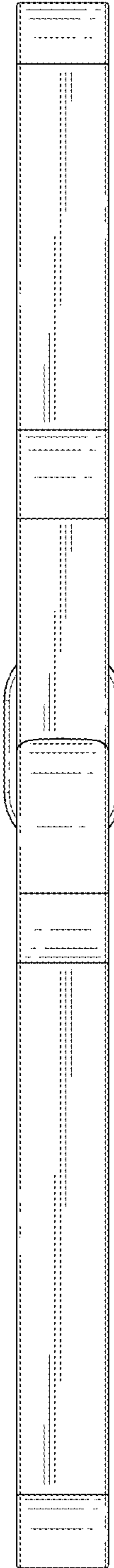


FIG. 3

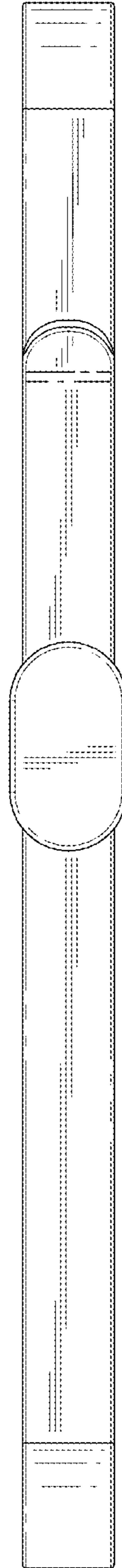


FIG. 4

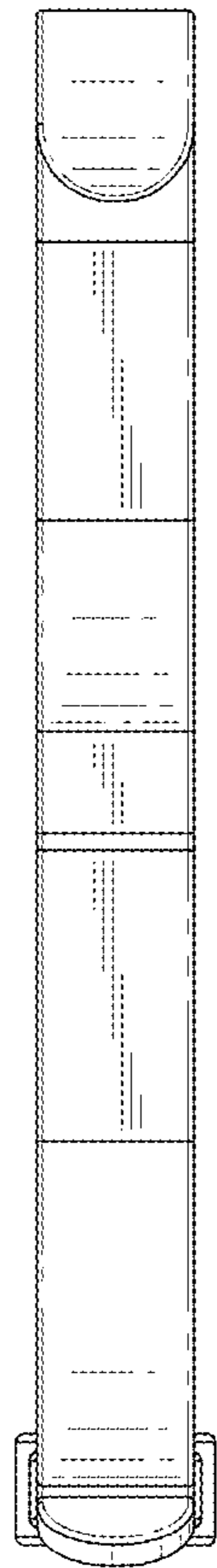


FIG. 5

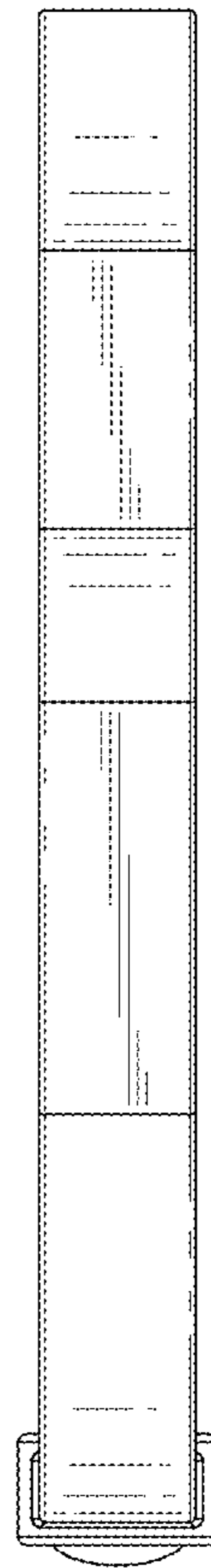


FIG. 6