



US00D898378S

(12) **United States Design Patent** (10) **Patent No.:** **US D898,378 S**  
**Beck et al.** (45) **Date of Patent:** **\*\* Oct. 13, 2020**

(54) **COMPUTER KEYBOARD CLEANING BRUSH**

(56) **References Cited**

(71) Applicants: **Benjamin Beck**, Boston, MA (US);  
**Michael McDuffee**, Malden, MA (US);  
**Ryan Donovan**, Newton, MA (US);  
**Brian Poirier**, Portsmouth, RI (US);  
**Jonathan Liston**, Somerville, MA (US)

U.S. PATENT DOCUMENTS

D245,462 S *	8/1977	Hauf .....	D4/129
D311,455 S *	10/1990	Snipes .....	D4/129
D392,434 S *	3/1998	Garner .....	D32/46
D521,740 S *	5/2006	Pryor .....	D4/135
D679,507 S *	4/2013	Hile .....	D4/135
D689,700 S *	9/2013	Lee .....	D4/114
D705,544 S *	5/2014	Masalin .....	D4/129
D866,191 S *	11/2019	Dawson .....	D4/135

(72) Inventors: **Benjamin Beck**, Boston, MA (US);  
**Michael McDuffee**, Malden, MA (US);  
**Ryan Donovan**, Newton, MA (US);  
**Brian Poirier**, Portsmouth, RI (US);  
**Jonathan Liston**, Somerville, MA (US)

\* cited by examiner

*Primary Examiner* — Austin Murphy

(73) Assignee: **Helen of Troy Limited**, St. Michael (BB)

(74) *Attorney, Agent, or Firm* — Rankin Hill Clark LLP

(\*\*) Term: **15 Years**

(57) **CLAIM**

The ornamental design for a computer keyboard cleaning brush, as shown, and described.

(21) Appl. No.: **29/686,612**

**DESCRIPTION**

(22) Filed: **Apr. 5, 2019**

(51) **LOC (12) Cl.** ..... **04-02**

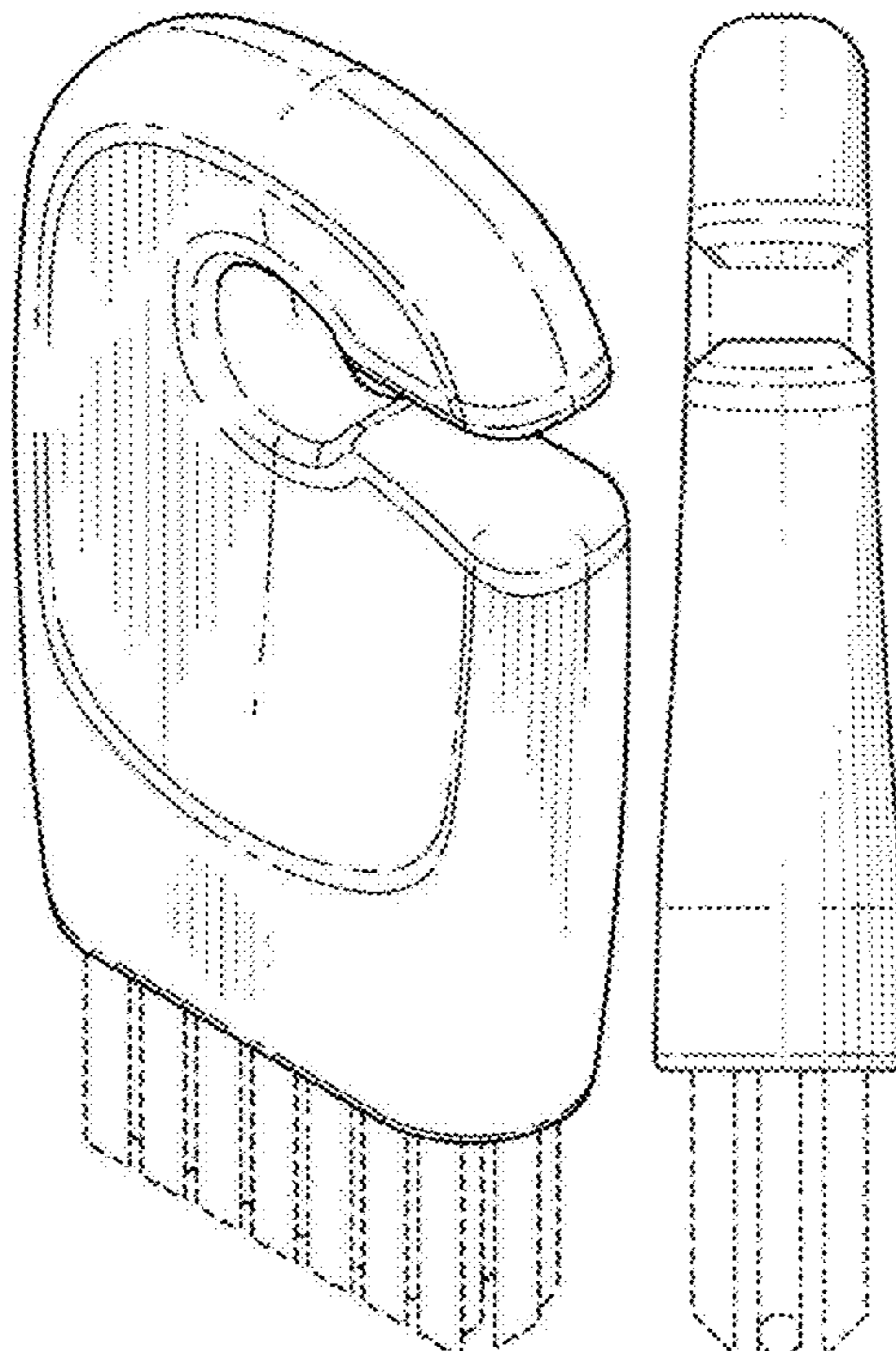
(52) **U.S. Cl.**  
USPC ..... **D4/135**

(58) **Field of Classification Search**  
USPC ..... D4/128, 129, 131, 136, 138, 108, 109,  
D4/119; D32/35, 51; 15/104.5, 104.16,  
15/104.2, 104.31, 104.32, 164, 165, 206;  
D28/65; D7/682; 452/298, 458  
CPC ..... A46B 2200/10; A46B 2200/104;  
A45D 2/10; A45D 1/00; A45D 1/003;  
A46D 1/003; A46D 3/087

FIG. 1 is a perspective view of a computer keyboard cleaning brush;  
FIG. 2 is a left elevation view thereof;  
FIG. 3 is a right elevation view thereof;  
FIG. 4 is a front view thereof  
FIG. 5 is a rear view thereof;  
FIG. 6 is a top plan view thereof;  
FIG. 7 is a bottom plan view thereof; and,  
FIG. 8 is a perspective view thereof in a use environment.  
The broken lines represent unclaimed matter and form no part of the claimed design.

See application file for complete search history.

**1 Claim, 8 Drawing Sheets**



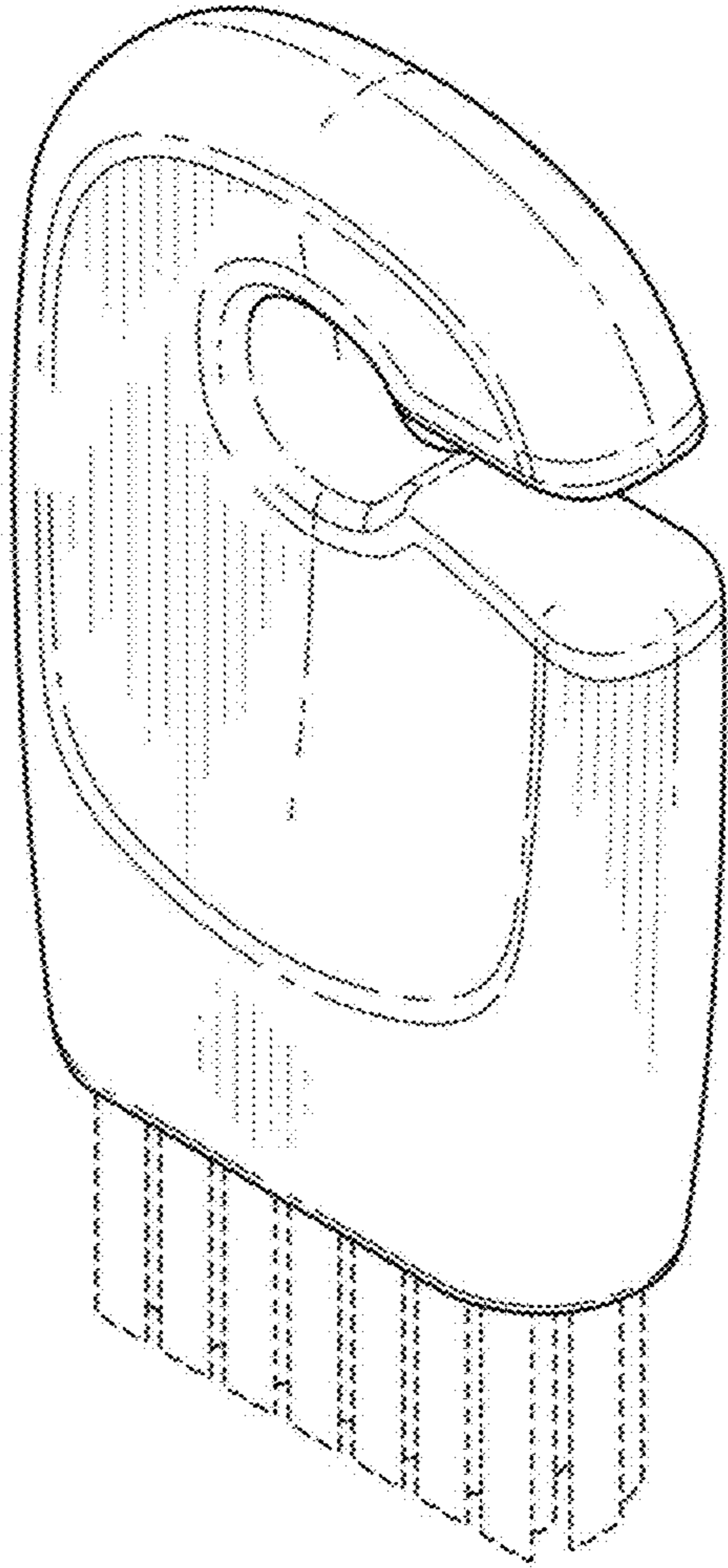


FIG. 1




FIG. 2




FIG. 3

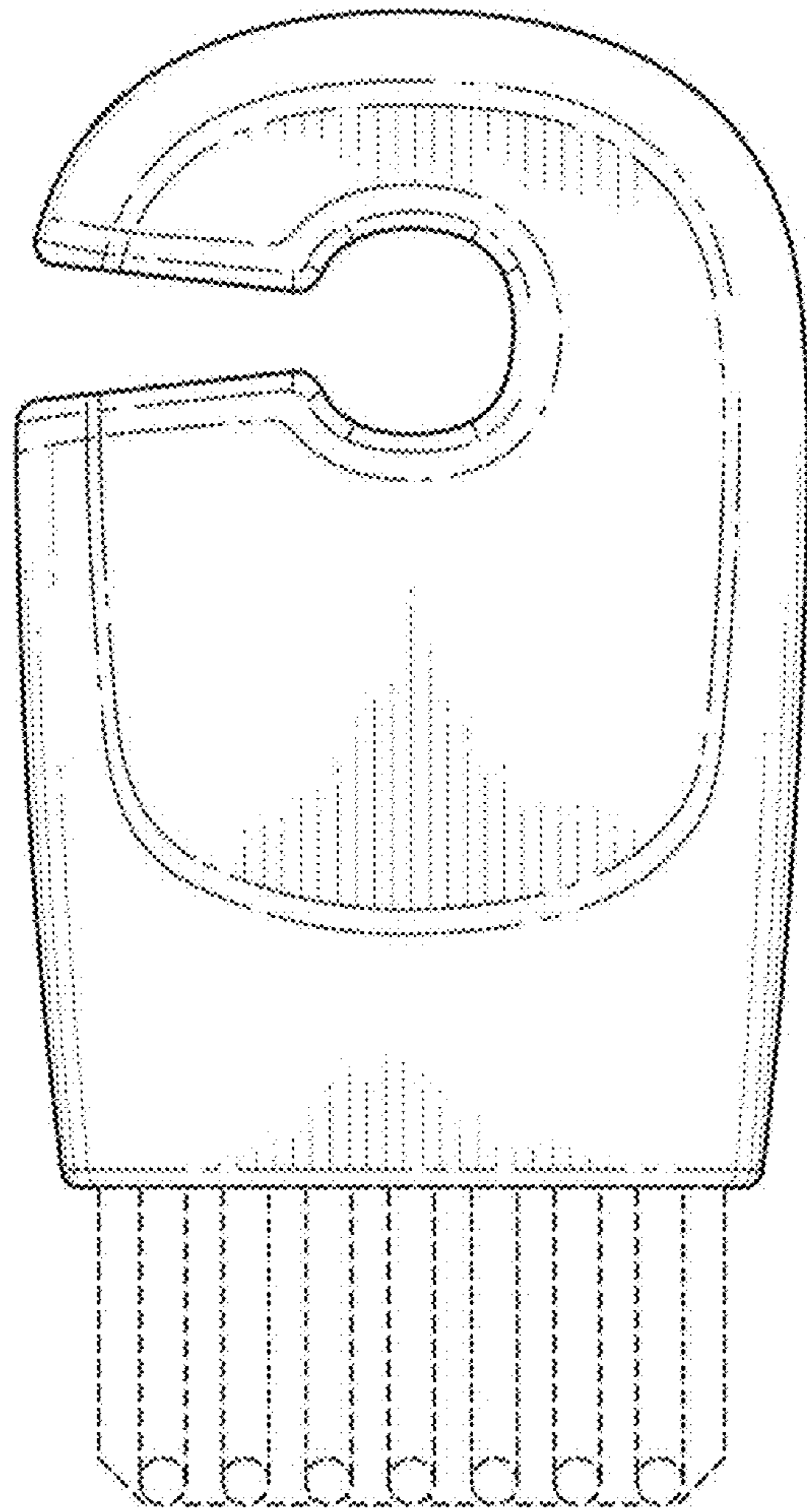


FIG. 4

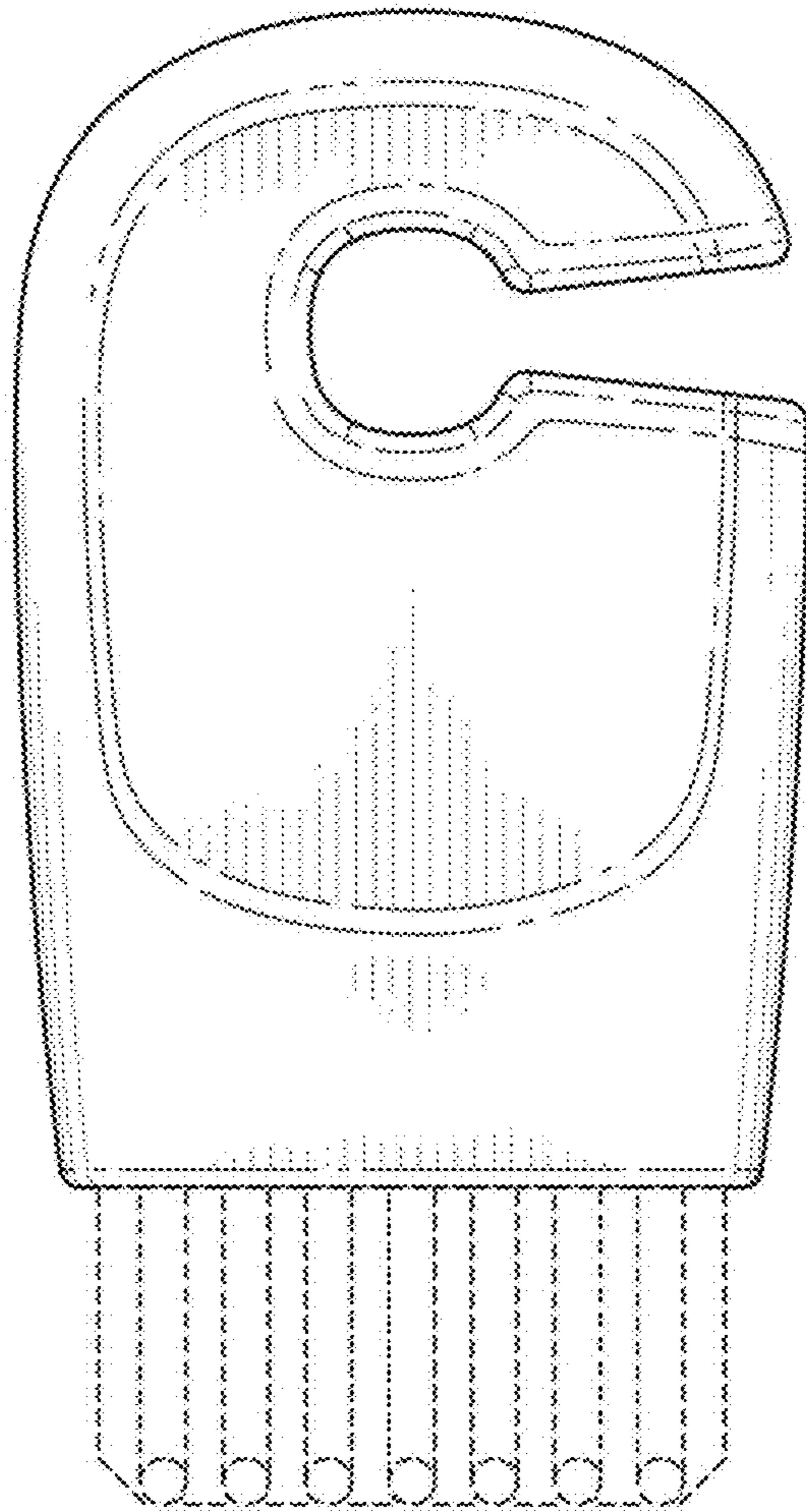


FIG. 5




FIG. 6

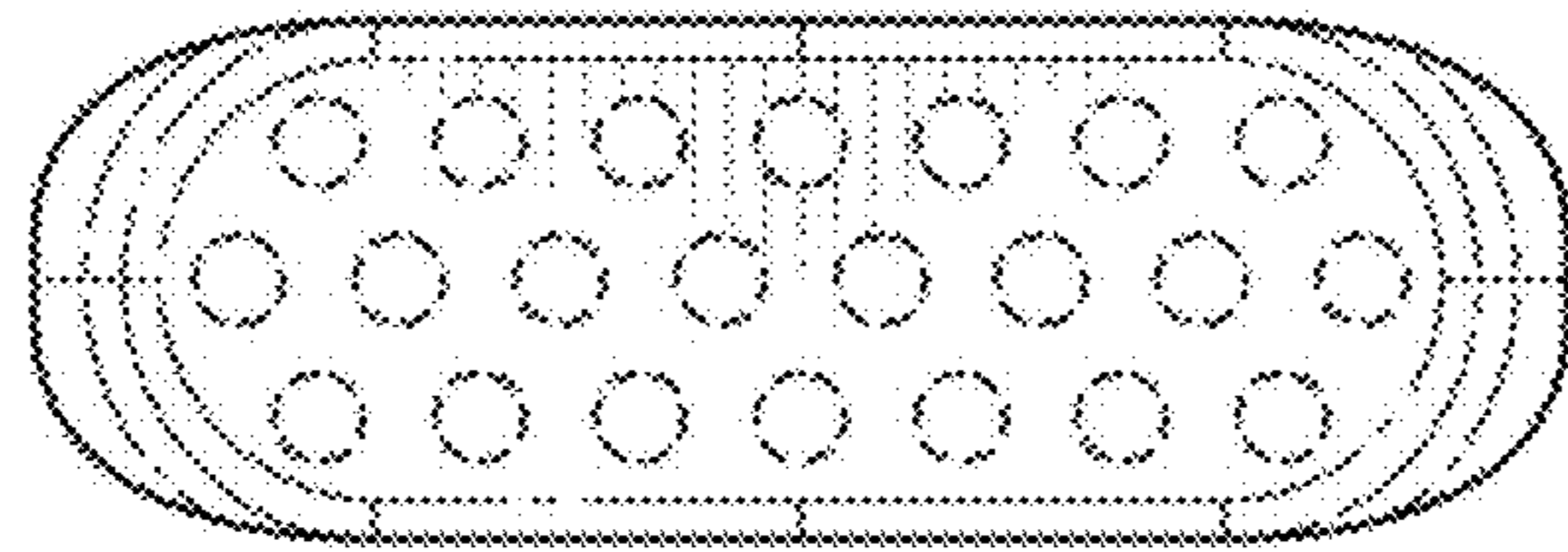


FIG. 7



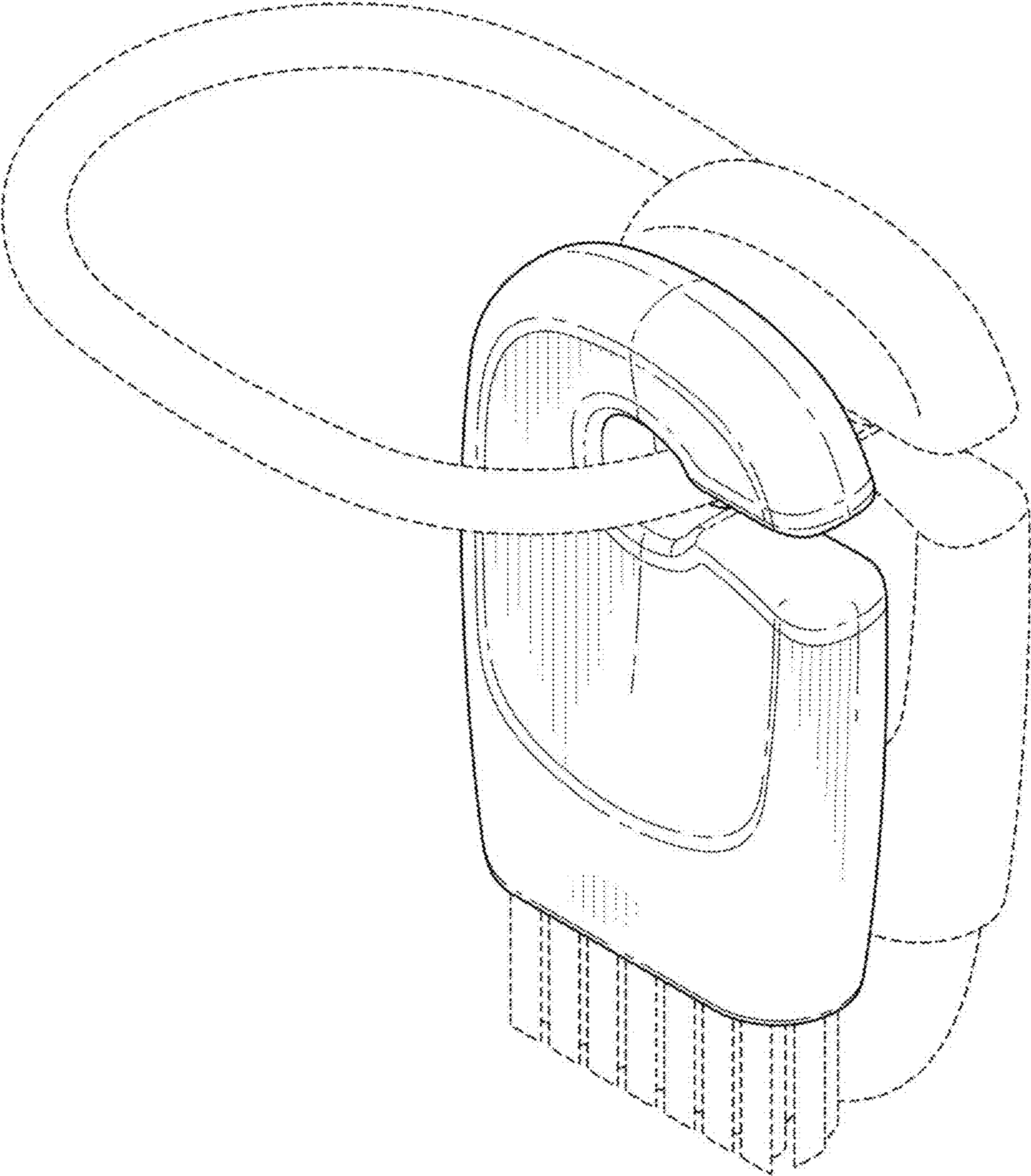


FIG. 8