



US00D898348S

(12) **United States Design Patent**  
**Guo et al.**

(10) **Patent No.:** **US D898,348 S**

(45) **Date of Patent:** **\*\* Oct. 13, 2020**

- (54) **PILL BOX**
- (71) Applicant: **ZHUHAI EKTOUCH TECHNOLOGY CO., LTD.**, Zhuhai (CN)
- (72) Inventors: **Jinpeng Guo**, Zhuhai (CN); **Wei Du**, Zhuhai (CN)
- (73) Assignee: **ZHUHAI EKTOUCH TECHNOLOGY CO., LTD.**, Zhuhai (CN)
- (\*\*) Term: **15 Years**
- (21) Appl. No.: **29/732,431**
- (22) Filed: **Apr. 24, 2020**
- (51) **LOC (12) Cl.** ..... **03-01**
- (52) **U.S. Cl.**  
USPC ..... **D3/203.3**
- (58) **Field of Classification Search**  
USPC ..... D3/201, 203.1, 203.2, 203.3, 203.4, D3/203.5, 203.6, 273, 294, 295; D9/420, D9/421, 757, 759  
CPC ..... B65D 1/36; B65D 2583/04; B65D 83/04; B65D 83/0445; B65D 83/0481; A61J 1/00; A61J 1/03; A61J 7/04; A61J 7/0084  
See application file for complete search history.

- D466,801 S \* 12/2002 Holland ..... D3/203.3
- D528,782 S \* 9/2006 Oas ..... D3/203.3
- 7,387,207 B2 \* 6/2008 Priebe ..... A61J 1/03  
206/532
- 7,494,012 B1 \* 2/2009 Priebe ..... A61J 1/03  
206/1.5
- D587,898 S \* 3/2009 Cetera ..... D3/203.2
- 7,798,330 B2 \* 9/2010 Noble ..... B65D 83/04  
206/1.5
- 8,381,911 B2 \* 2/2013 Buchner ..... B65D 83/04  
206/530
- D684,355 S \* 6/2013 Priebe ..... D3/203.3
- D696,008 S \* 12/2013 Priebe ..... D3/203.3
- D696,010 S \* 12/2013 Priebe ..... D3/203.3
- D697,303 S \* 1/2014 Priebe ..... D3/203.3
- D698,141 S \* 1/2014 Priebe ..... D3/203.3
- D709,282 S \* 7/2014 Priebe ..... D3/203.3
- 9,161,885 B1 \* 10/2015 Zhou ..... A61J 7/0418
- D747,869 S \* 1/2016 Priebe ..... D3/203.3

(Continued)

*Primary Examiner* — Steven J Czyz

(57) **CLAIM**

The ornamental design for a pill box, as shown and described.

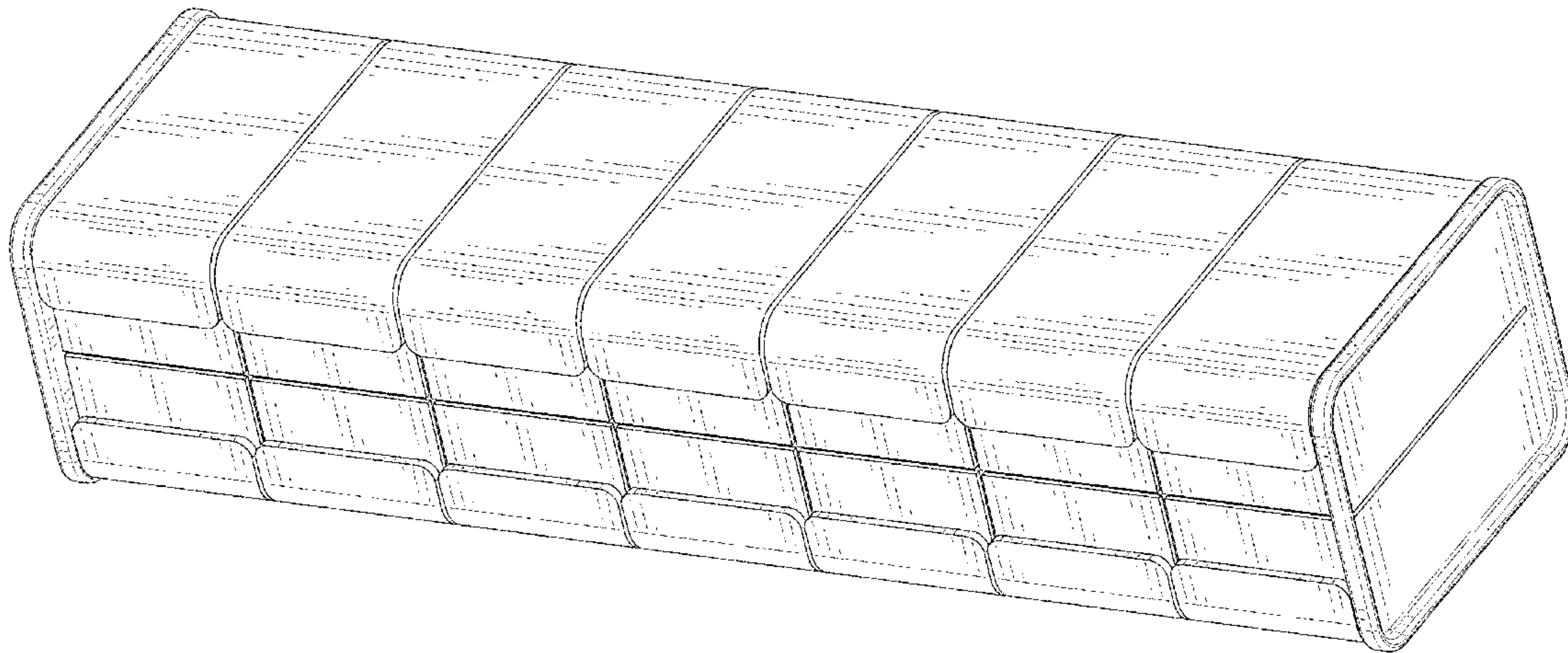
**DESCRIPTION**

FIG. 1 is a perspective view of a pill box showing our new design;  
 FIG. 2 is another perspective view thereof;  
 FIG. 3 is a front elevational view thereof;  
 FIG. 4 is a rear elevational view thereof;  
 FIG. 5 is a left side elevational view thereof;  
 FIG. 6 is a right side elevational view thereof;  
 FIG. 7 is a top plan view thereof;  
 FIG. 8 is a bottom plan view thereof; and,  
 FIG. 9 is a perspective view of the pill box where the pill box is in a configuration of use.  
 The broken lines in the drawings depict portions of the pill box that form no part of the claimed design.

**1 Claim, 9 Drawing Sheets**

(56) **References Cited**  
 U.S. PATENT DOCUMENTS

- D227,552 S \* 7/1973 Bridges et al. .... D3/203.3
- D281,225 S \* 11/1985 Leman ..... D3/203.3
- D298,803 S \* 12/1988 Ebling ..... D3/203.3
- 4,793,492 A \* 12/1988 Halbich ..... A45C 11/24  
206/538
- D304,905 S \* 12/1989 Zimmerman ..... D3/203.3
- D337,725 S \* 7/1993 Bunin ..... D3/203.3
- D415,958 S \* 11/1999 Noble ..... D3/203.3
- D457,819 S \* 5/2002 Noble ..... D10/40



(56)

**References Cited**

U.S. PATENT DOCUMENTS

D775,462	S	*	1/2017	Noble	.....	D3/203.3
D812,368	S	*	3/2018	Noble	.....	D3/203.3
D831,331	S	*	10/2018	Lee	.....	D3/203.3
D833,733	S		11/2018	Chen		
D850,782	S	*	6/2019	Lee	.....	D3/203.3
10,420,703	B1	*	9/2019	Lee	.....	A61J 7/0084
D861,324	S	*	10/2019	Egge	.....	D3/203.2
10,683,137	B2	*	6/2020	Hawry	.....	B65D 1/34

\* cited by examiner

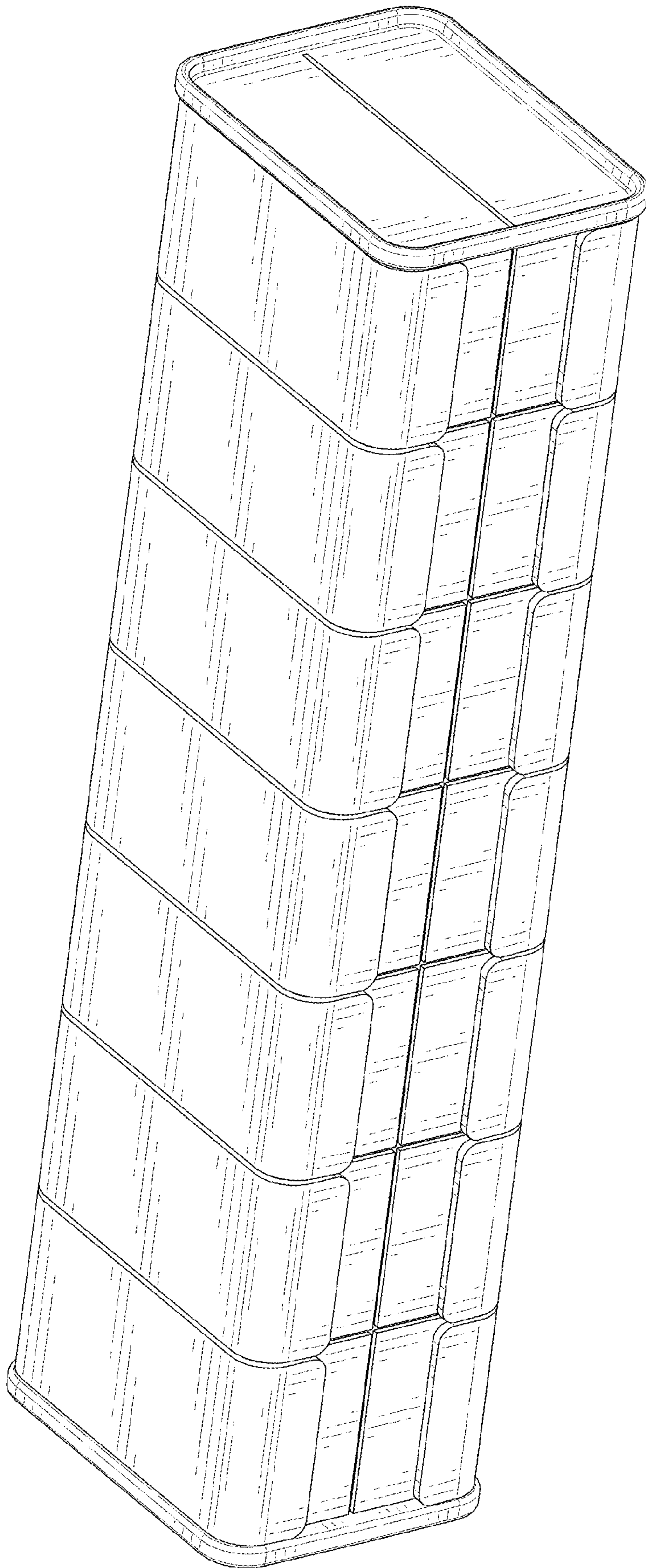


FIG. 1



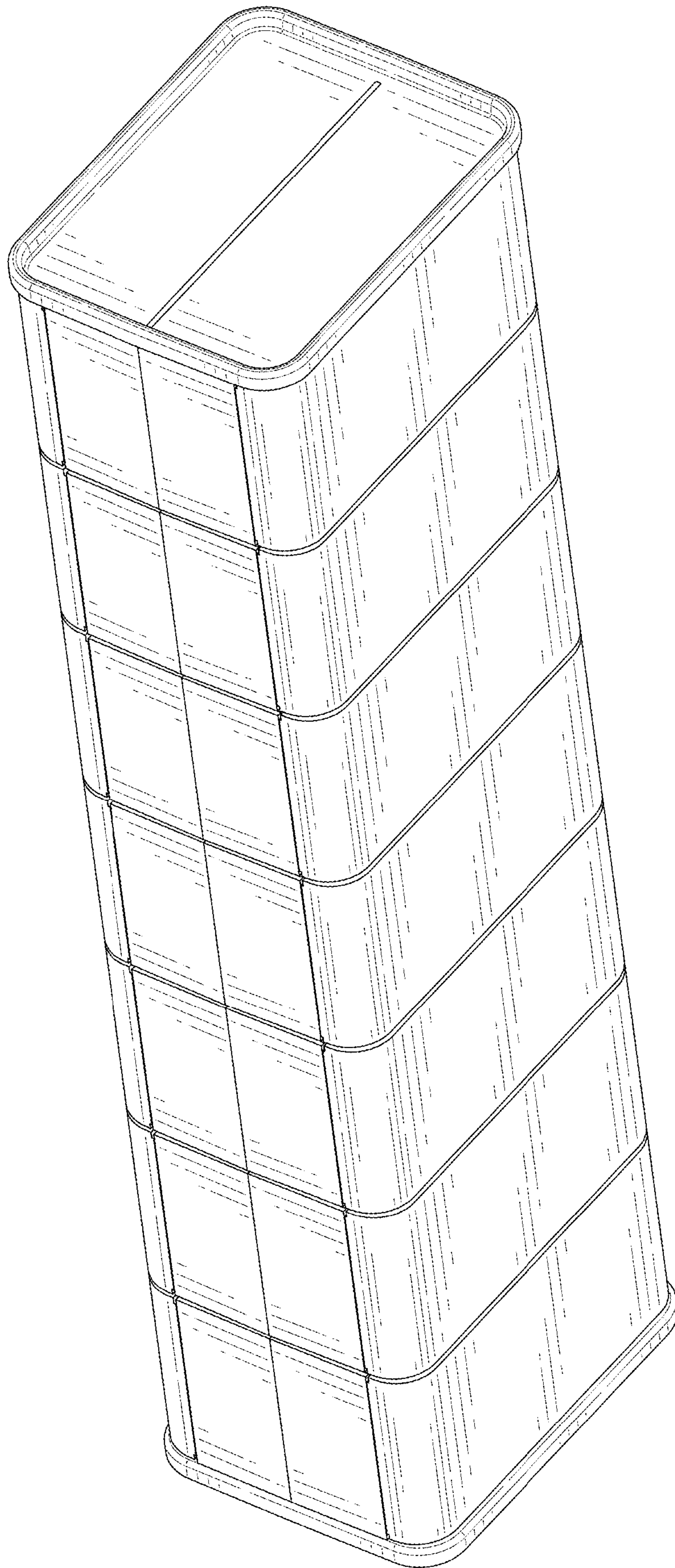


FIG. 2

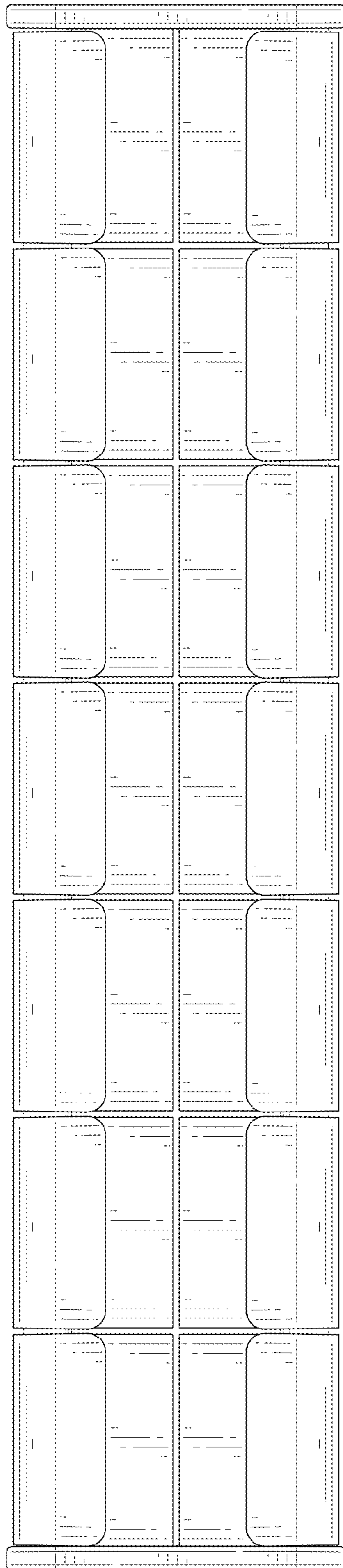


FIG. 3

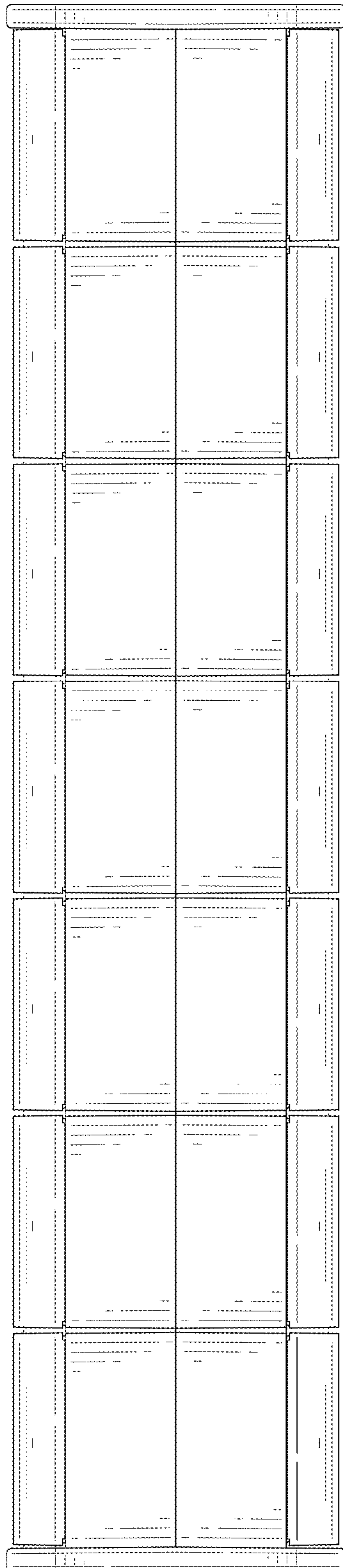


FIG. 4




FIG. 5




FIG. 6






FIG. 7

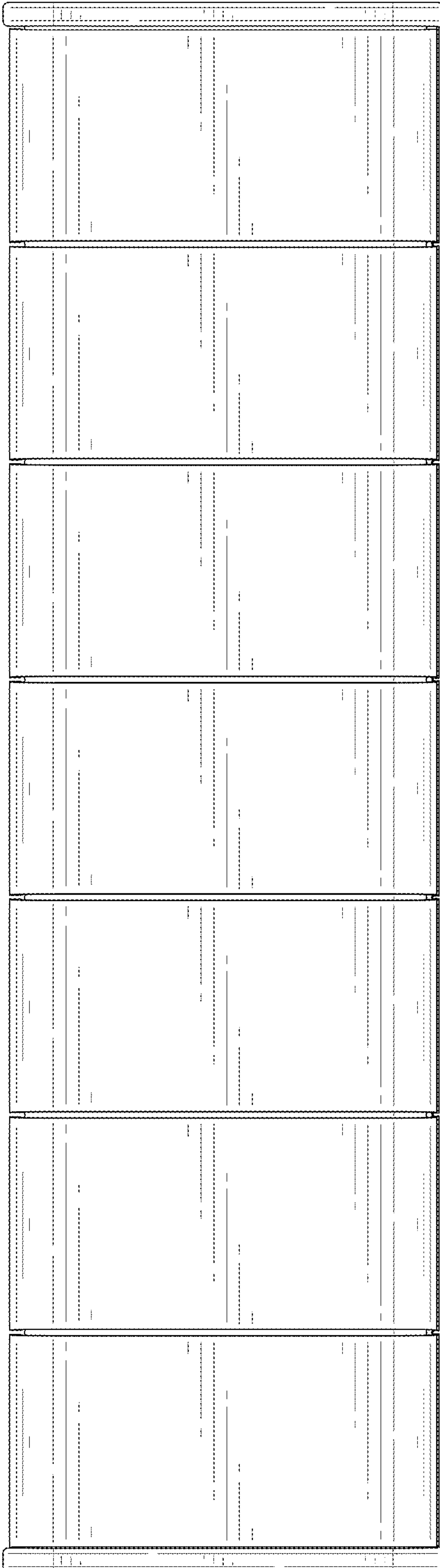


FIG. 8

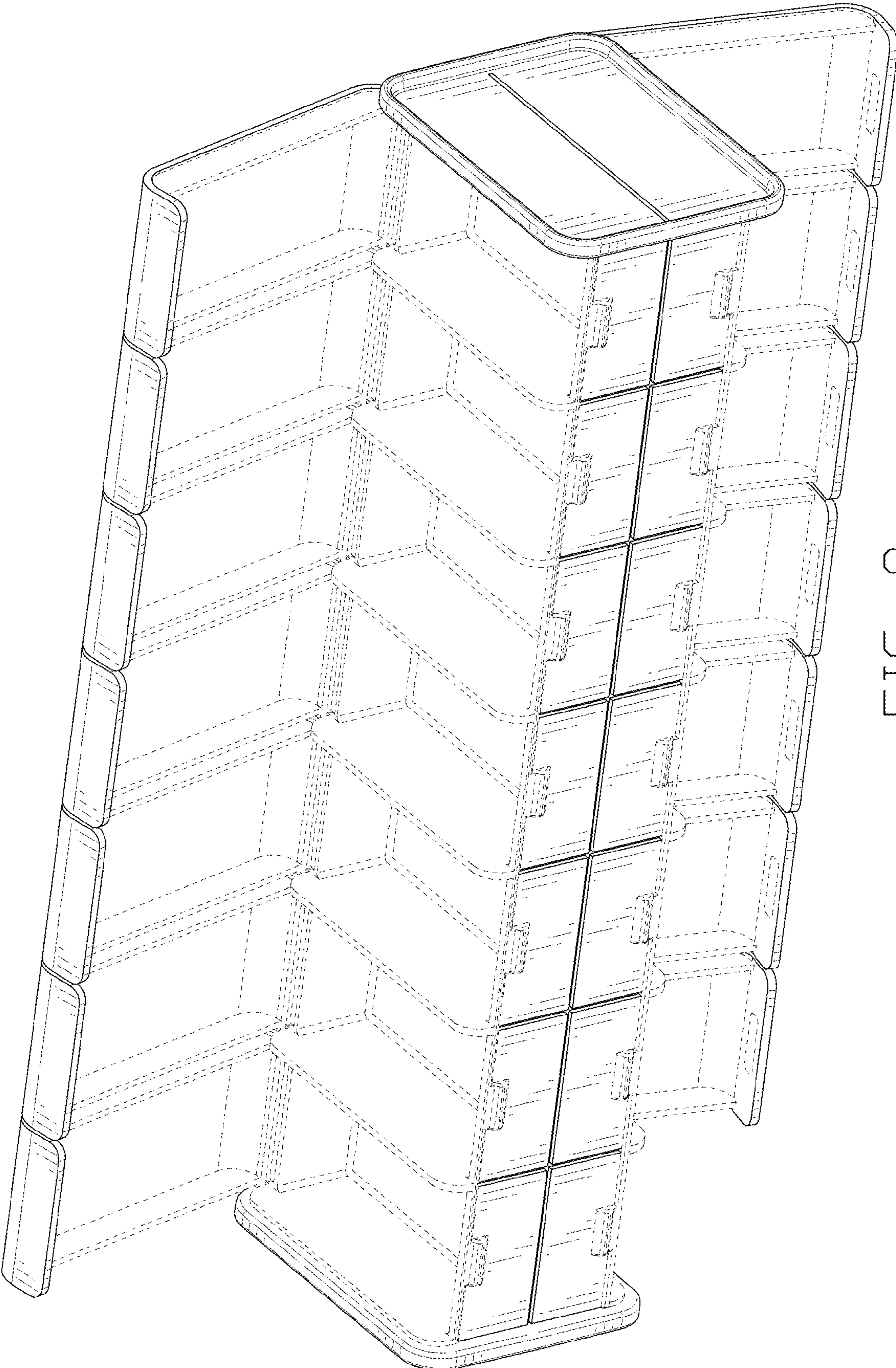


FIG. 9