



US00D898334S

(12) **United States Design Patent**
Radabaugh

(10) **Patent No.:** **US D898,334 S**

(45) **Date of Patent:** **** Oct. 13, 2020**

(54) **TREAD FOR FOOTWEAR OUTSOLE**

(71) Applicant: **Vionic Group LLC**, San Rafael, CA
(US)

(72) Inventor: **Scott Radabaugh**, Mill Valley, CA
(US)

(73) Assignee: **Vionic Group LLC**, San Rafael, CA
(US)

(**) Term: **15 Years**

(21) Appl. No.: **29/655,215**

(22) Filed: **Jun. 30, 2018**

(51) **LOC (12) Cl.** **02-04**

(52) **U.S. Cl.**
USPC **D2/957**; D2/951; D2/960

(58) **Field of Classification Search**
USPC D2/902, 906, 908, 916, 918, 925,
D2/946-962, 977; 36/3 B, 22 R, 24.5,
36/25 R, 28, 32 R, 34 R, 59 C, 67 A, 103
CPC A43B 13/00; A43B 13/02; A43B 13/023;
A43B 13/026; A43B 13/04; A43B 13/08;
A43B 13/10; A43B 13/12; A43B 13/14;
A43B 13/141; A43B 13/143; A43B
13/16; A43B 13/18; A43B 13/181; A43B
13/187; A43B 13/189; A43B 13/20; A43B
13/22; A43B 13/223; A43B 13/24; A43B
13/28; A43B 13/30; A43B 13/32; A43B
13/34; A43B 13/36
See application file for complete search history.

(56) **References Cited**

U.S. PATENT DOCUMENTS

D203,741 S * 2/1966 Wakeland D2/957
D234,014 S * 12/1974 Traver D2/959
4,255,874 A * 3/1981 Sironi A43B 13/223
36/32 R

D278,852 S * 5/1985 Michaeli D2/955
D307,510 S * 5/1990 Issler D2/957
D319,724 S * 9/1991 Issler D2/957
D331,832 S * 12/1992 Issler D2/952
D352,597 S * 11/1994 Cohen D2/953
D357,570 S * 4/1995 Parisotto D2/904
D364,265 S * 11/1995 Murray D2/951
D412,238 S * 7/1999 Greenberg D2/951
D431,894 S * 10/2000 Begg, II D2/957
D435,333 S * 12/2000 Robbins D2/947
D548,935 S * 8/2007 McClaskie D2/951
D549,431 S * 8/2007 McClaskie D2/951
D574,584 S * 8/2008 Earle D2/951
D576,395 S * 9/2008 Earle D2/951
D592,847 S * 5/2009 Rosenbaum A43B 13/223
D2/951
D612,136 S * 3/2010 Hubner D2/951
D645,236 S * 9/2011 McClaskie D2/951

(Continued)

Primary Examiner — T Chase Nelson

(74) *Attorney, Agent, or Firm* — Nina Habib Borders;
Reed Smith LLP

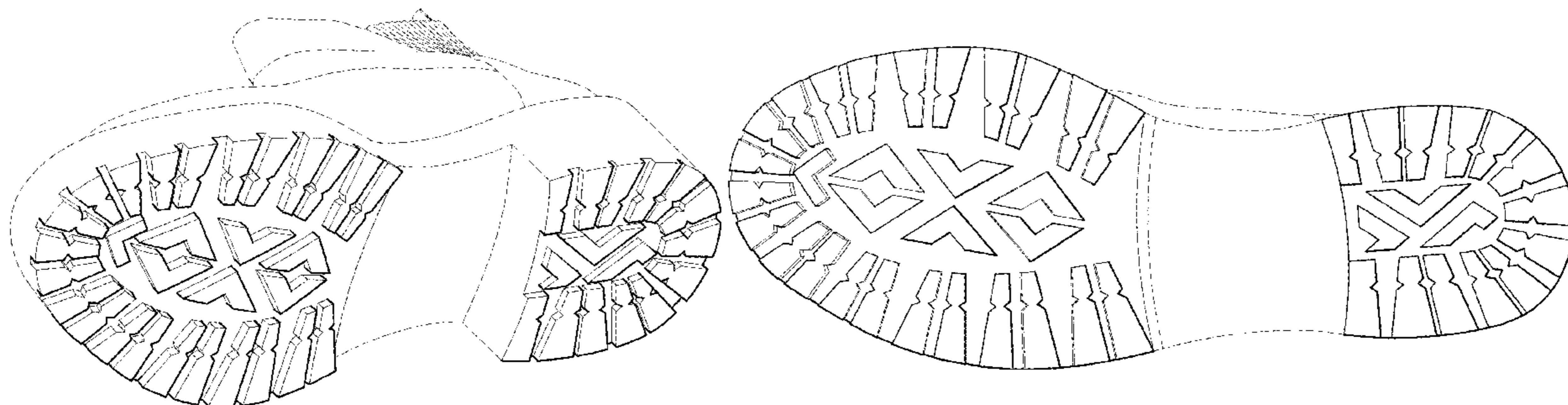
(57) **CLAIM**

The ornamental design for the tread for footwear outsole, as shown and described.

DESCRIPTION

FIG. 1 is a first perspective view of my ornamental design for a tread for footwear outsole;
FIG. 2 is a front elevational view thereof;
FIG. 3 is a rear elevational view thereof;
FIG. 4 is a bottom plan view;
FIG. 5 is a left side elevation view thereof;
FIG. 6 is a right side elevation view thereof; and,
FIG. 7 is a second perspective view thereof.
The broken lines show portions of the tread for footwear outsole that form no part of the claimed design as well as environmental structures in the form of a footwear midsole and upper that also form no part of the claimed design.

1 Claim, 6 Drawing Sheets



(56)

References Cited

U.S. PATENT DOCUMENTS

D645,239	S	*	9/2011	McClaskie	D2/951
D663,930	S	*	7/2012	McClaskie	D2/950
D669,256	S	*	10/2012	Castellon	D2/951
D753,554	S	*	4/2016	Wood	D12/114
D811,059	S	*	2/2018	Matsuo	D2/923
D844,944	S	*	4/2019	Theodorus van Oudvors	D2/910
D848,718	S	*	5/2019	Mahoney	D2/957
D849,382	S	*	5/2019	Jenkins	D2/959
D850,083	S	*	6/2019	Jenkins	D2/959
D873,541	S	*	1/2020	Wu	D2/910
2017/0224049	A1	*	8/2017	Stien	A43B 7/223

* cited by examiner

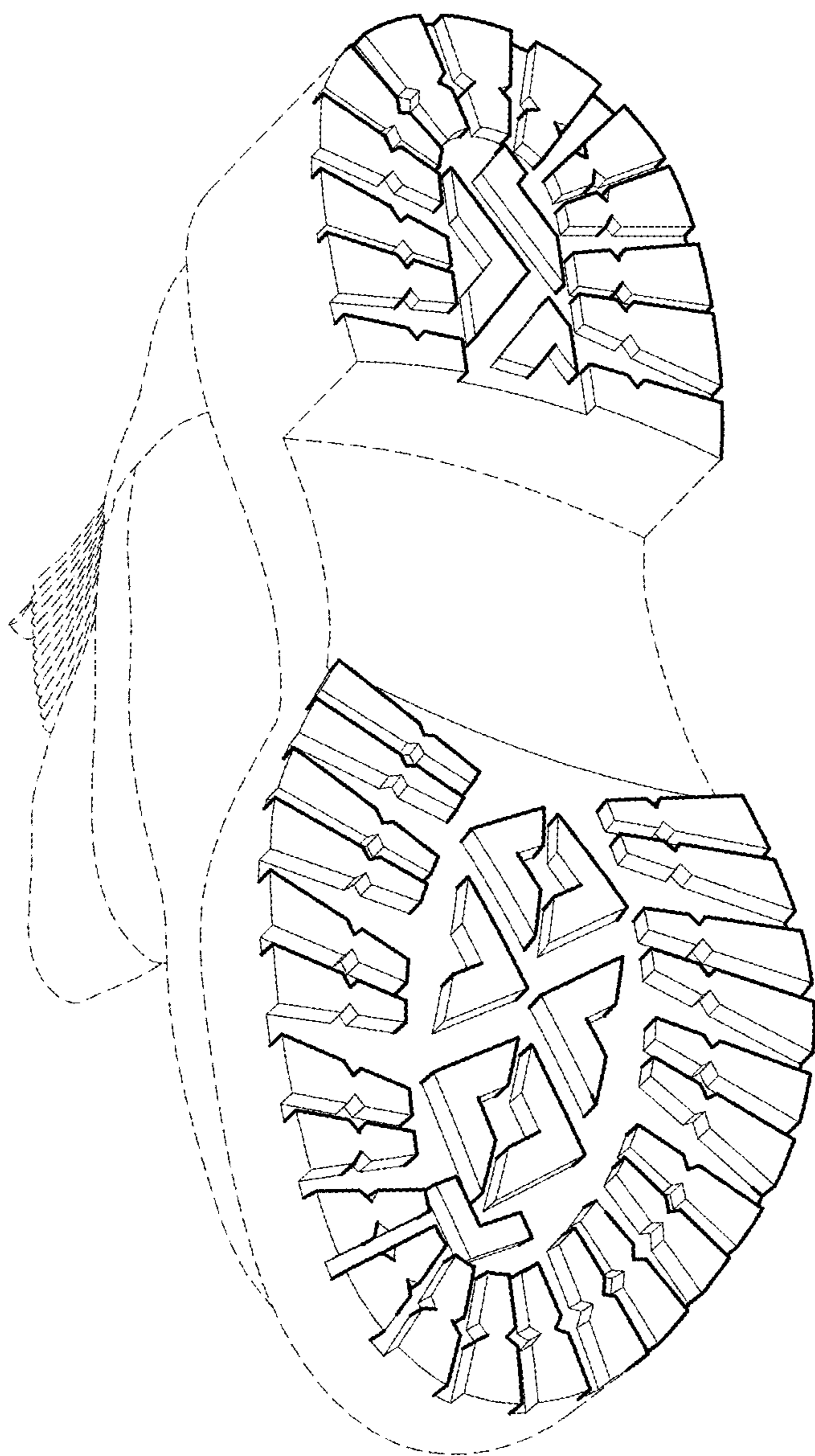


FIG. 1

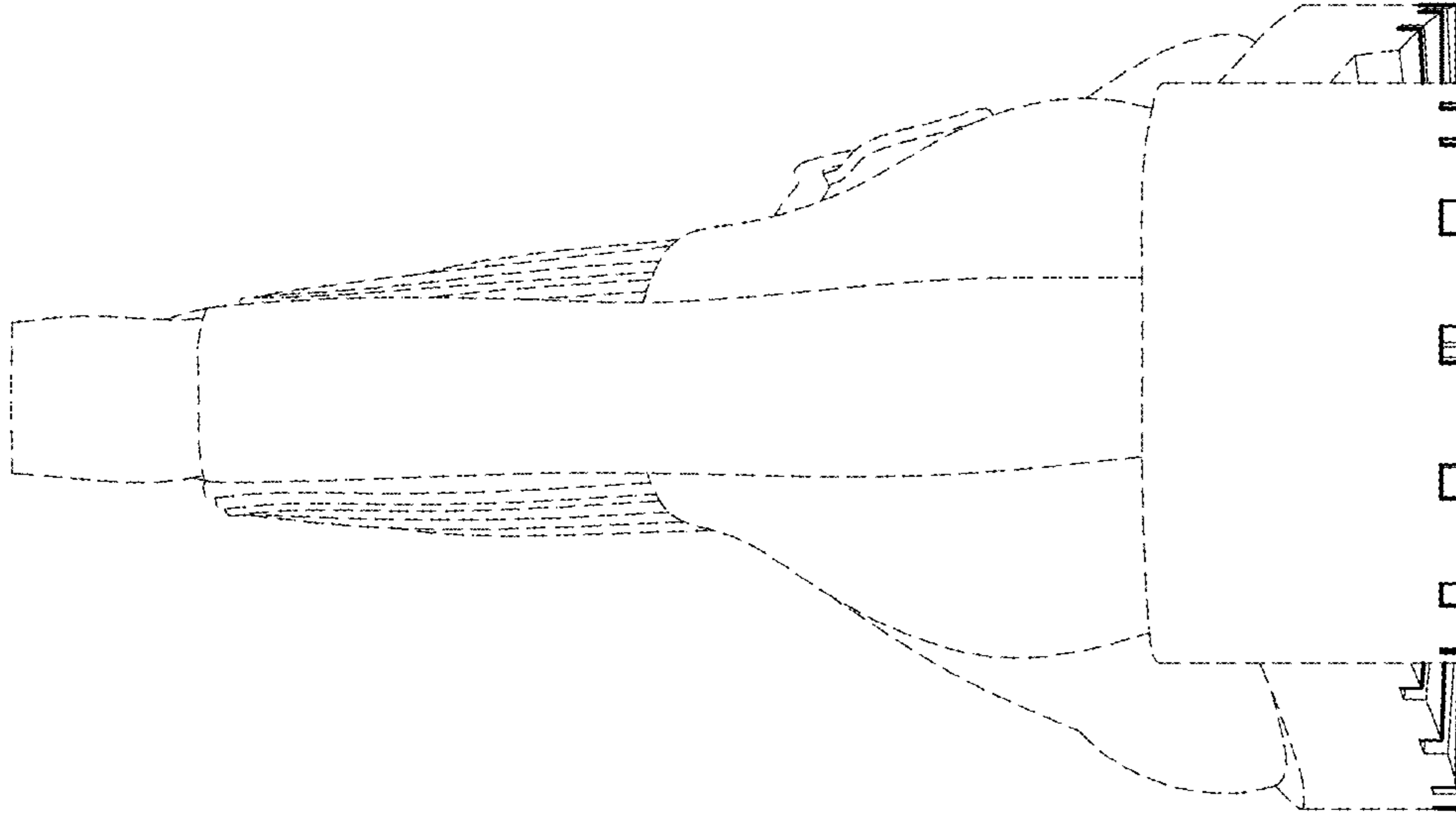


FIG. 3

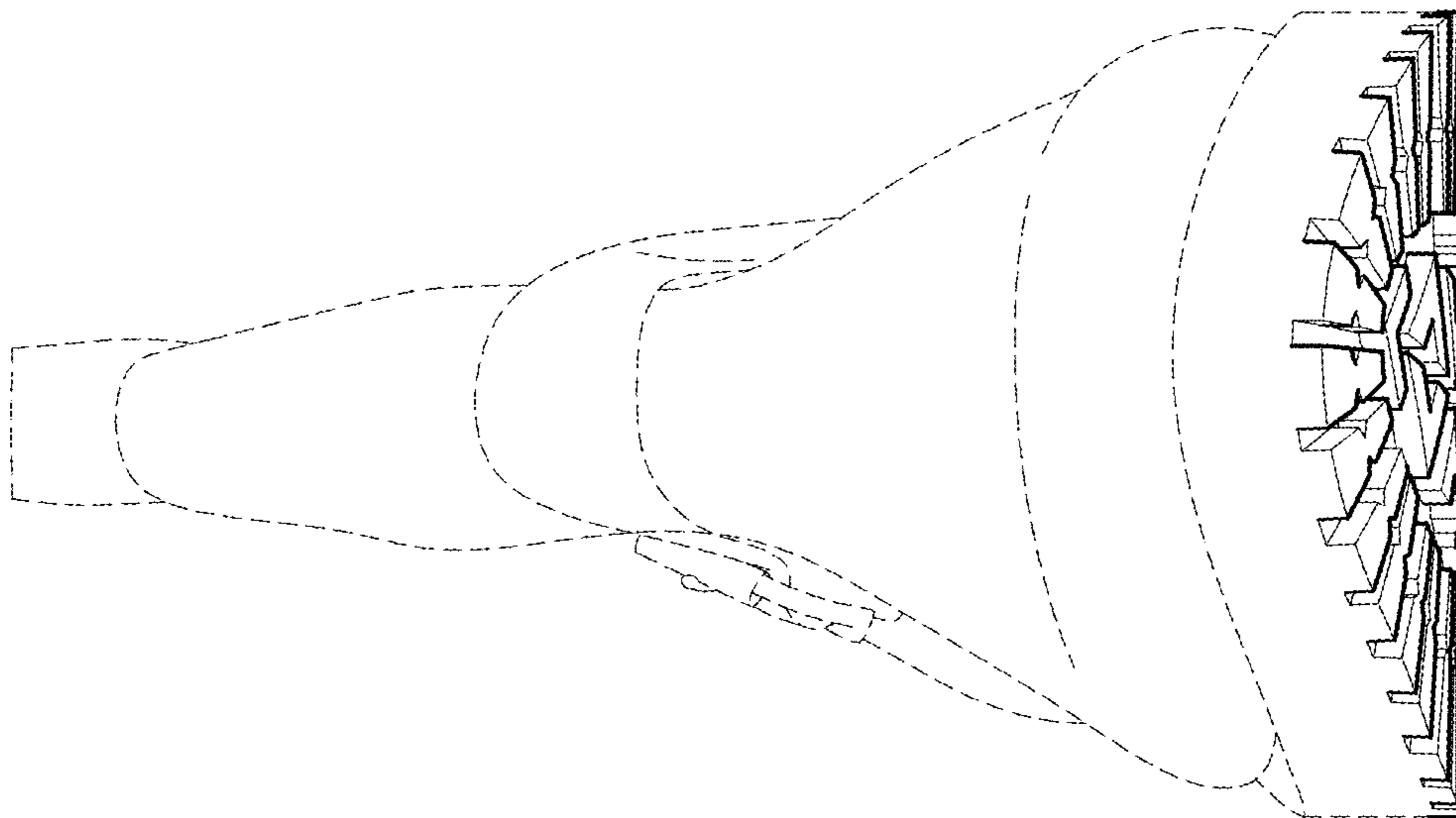


FIG. 2

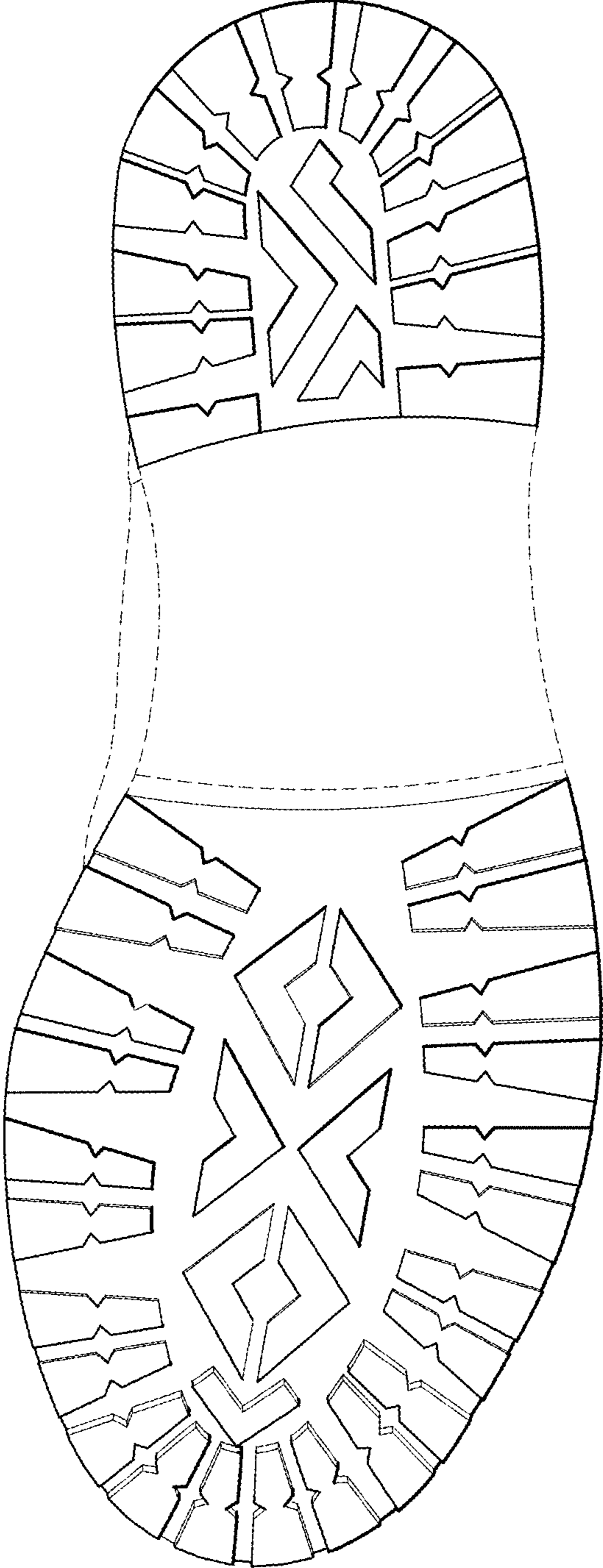


FIG. 4



FIG. 5

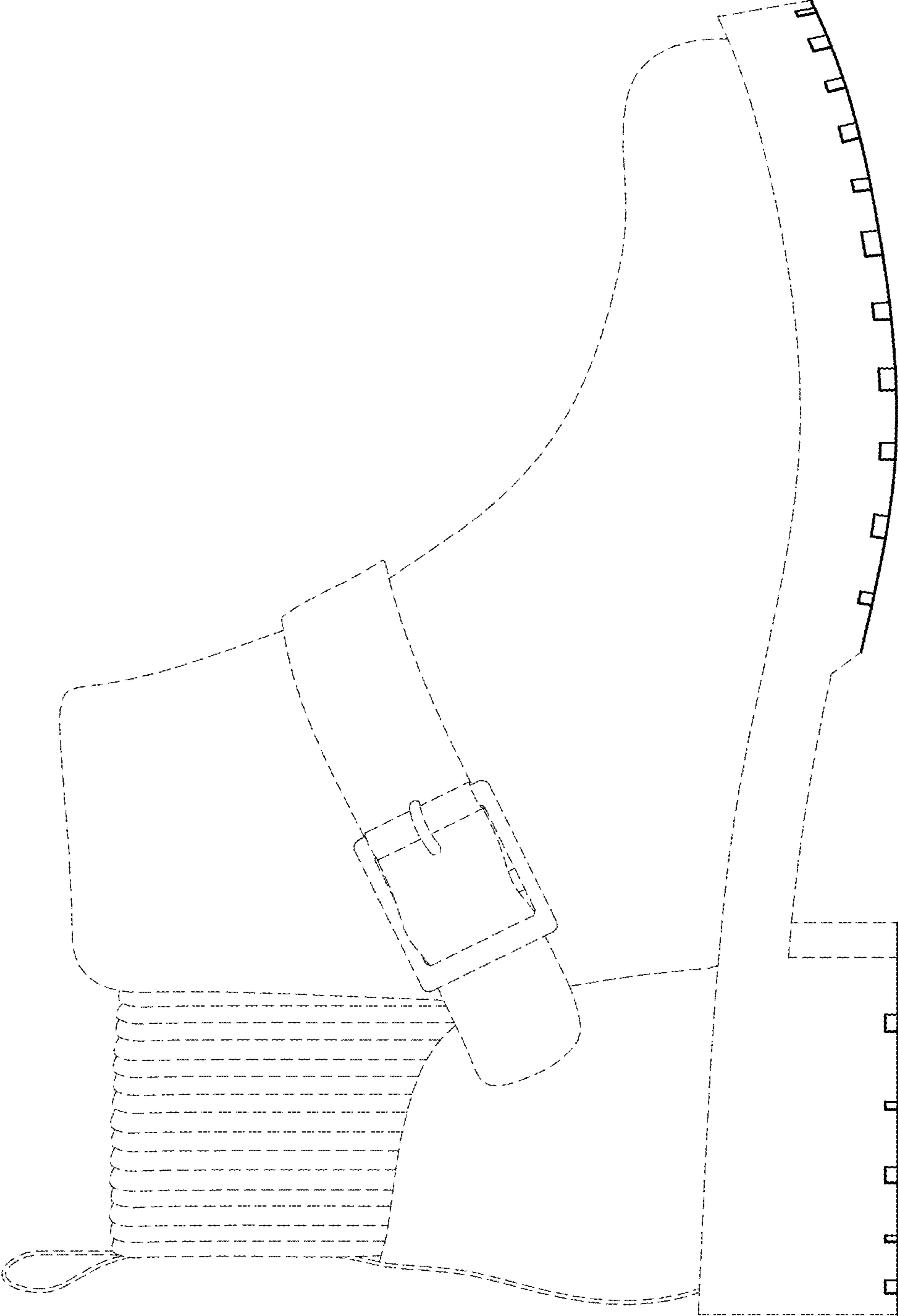


FIG. 6

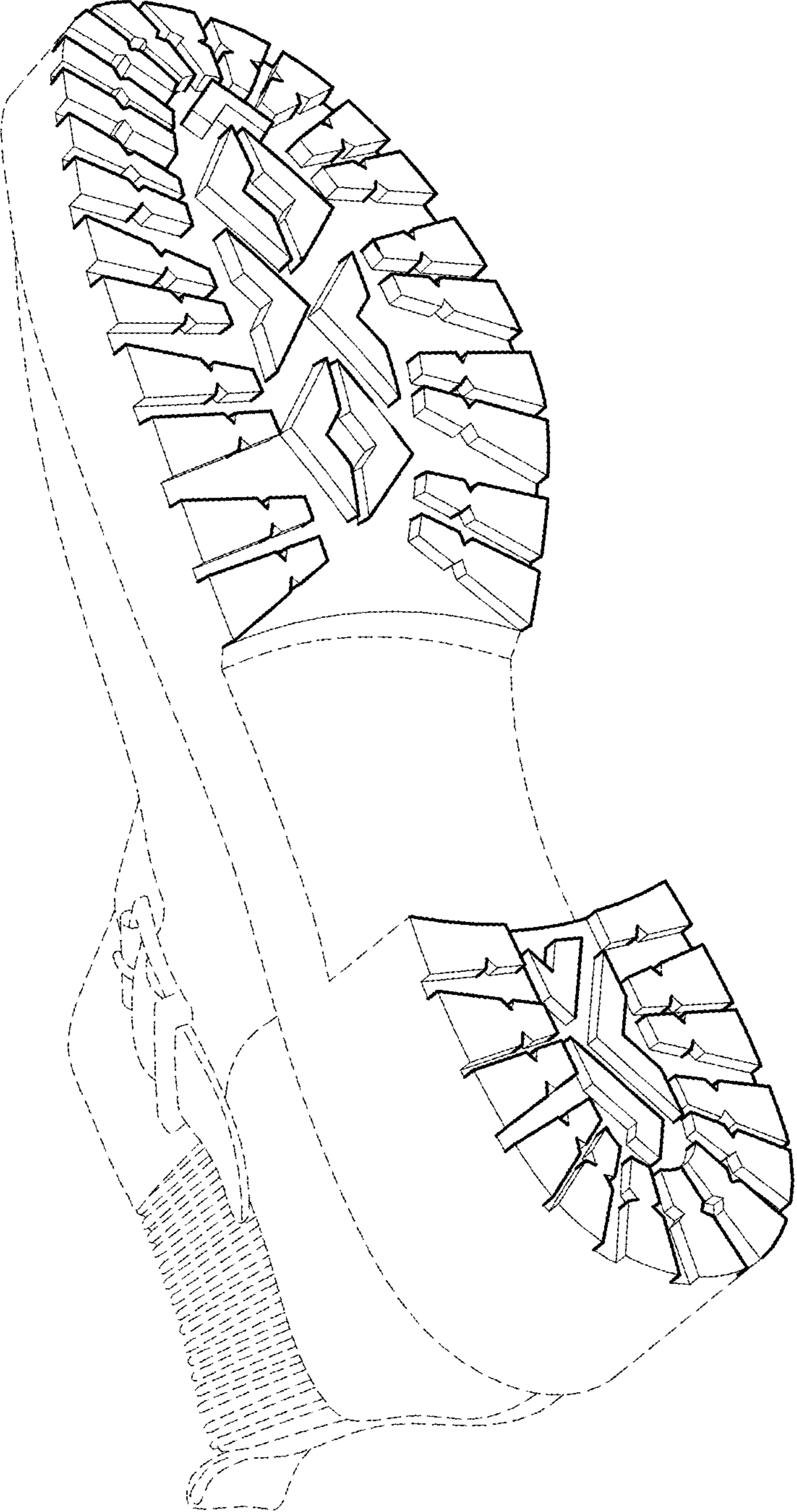


FIG. 7