



US00D898333S

(12) **United States Design Patent**
Evans

(10) **Patent No.:** **US D898,333 S**

(45) **Date of Patent:** **** Oct. 13, 2020**

(54) **FOOTWEAR SOLE**

(71) Applicant: **Wolverine Outdoors, Inc.**, Rockford, MI (US)

(72) Inventor: **Karra K. Evans**, Cedar Springs, MI (US)

(73) Assignee: **Wolverine Outdoors, Inc.**, Rockford, MI (US)

(**) Term: **15 Years**

(21) Appl. No.: **29/689,844**

(22) Filed: **May 2, 2019**

(51) **LOC (12) Cl.** **02-04**

(52) **U.S. Cl.**
USPC **D2/956**; D2/947; D2/951; D2/953;
D2/960

(58) **Field of Classification Search**
USPC D2/902, 906, 908, 916, 918, 925,
D2/946-962, 972, 977; 36/3 B, 22 R,
36/24.5, 25 R, 28, 32 R, 34 R, 59 C,
36/67 A, 103
CPC A43B 13/00; A43B 13/02; A43B 13/023;
A43B 13/026; A43B 13/04; A43B 13/08;
A43B 13/10; A43B 13/12; A43B 13/14;
A43B 13/141; A43B 13/143; A43B
13/16; A43B 13/18; A43B 13/181; A43B
13/187; A43B 13/189; A43B 13/20; A43B
13/22; A43B 13/223; A43B 13/24; A43B
13/28; A43B 13/30; A43B 13/32; A43B
13/34; A43B 13/36

See application file for complete search history.

(56) **References Cited**

U.S. PATENT DOCUMENTS

5,212,878 A * 5/1993 Burke A43B 13/16
36/103
D372,354 S * 8/1996 Mitsu D2/951

D394,943 S * 6/1998 Campbell D2/956
D431,710 S 10/2000 Panella
6,212,795 B1 * 4/2001 Nakabe A43B 7/18
36/107
6,295,742 B1 * 10/2001 Bathum A43B 5/001
36/59 C
6,385,866 B1 * 5/2002 Sotter A43B 13/223
36/59 C
6,412,196 B1 * 7/2002 Gross A43B 13/026
36/102
D504,758 S 5/2005 Sonnergren
D508,160 S * 8/2005 Sonnergren D2/953
D512,819 S * 12/2005 Usuki D2/953
D515,290 S 2/2006 Sonnergren
D515,291 S 2/2006 Sonnergren
D516,781 S 3/2006 Ardissono et al.

(Continued)

Primary Examiner — T Chase Nelson

(74) *Attorney, Agent, or Firm* — Warner Norcross + Judd
LLP

(57) **CLAIM**

The ornamental design for footwear sole, as shown and described.

DESCRIPTION

FIG. 1 is a perspective view of the footwear sole embodying the new design;
FIG. 2 is a bottom plan view thereof;
FIG. 3 is a right side view thereof;
FIG. 4 is a left side view thereof;
FIG. 5 is a front view thereof; and,
FIG. 6 is a rear view thereof.

FIGS. 1-6 show features of an article of footwear in broken lines. These features are shown for environmental purposes and do not form any part of the claimed design. Further, the broken lines immediately adjacent the solid-line portions of the design form the boundary of the design, with the broken lines forming no part of the claimed design.

1 Claim, 5 Drawing Sheets



(56)

References Cited

U.S. PATENT DOCUMENTS

D518,285	S	4/2006	Schoenborn et al.	
D522,724	S *	6/2006	Urie	D2/953
D530,490	S	10/2006	Sonnergren	
D545,533	S *	7/2007	Belley	D2/953
D546,034	S *	7/2007	Matis	D2/953
D547,037	S *	7/2007	Nakano	D2/954
D549,939	S *	9/2007	Schoenborn	D2/953
D551,434	S *	9/2007	Nakano	D2/954
D561,436	S *	2/2008	St. Louis	D2/953
D561,437	S *	2/2008	Evans	D2/953
D563,085	S *	3/2008	Matis	D2/953
D566,935	S *	4/2008	Matis	D2/953
D566,936	S *	4/2008	Schoenborn	D2/953
D566,940	S *	4/2008	Schoenborn	D2/954
D571,089	S *	6/2008	Centurione	D2/956
D572,448	S *	7/2008	Schoenborn	D2/951
D574,130	S *	8/2008	Le	D2/953
D592,389	S *	5/2009	St-Louis	D2/953
D593,739	S *	6/2009	St-Louis	D2/951
D594,195	S *	6/2009	Nakano	D2/951
D604,488	S *	11/2009	Amphyon	D2/951
D609,895	S *	2/2010	Andersen	D2/956
D615,740	S *	5/2010	Banik	D2/956
D619,794	S *	7/2010	McClaskie	D2/957
D700,421	S *	3/2014	Mueller	D2/959
D717,527	S *	11/2014	Truelsen	D2/951
D724,296	S *	3/2015	Law	D2/957
D740,530	S *	10/2015	Truelsen	D2/953
D777,411	S *	1/2017	Howe	D2/951
9,894,958	B2 *	2/2018	Cheney	A43B 13/38
D881,538	S *	4/2020	Dean	D2/956
D891,064	S *	7/2020	Dean	D2/958

* cited by examiner



Fig. 1

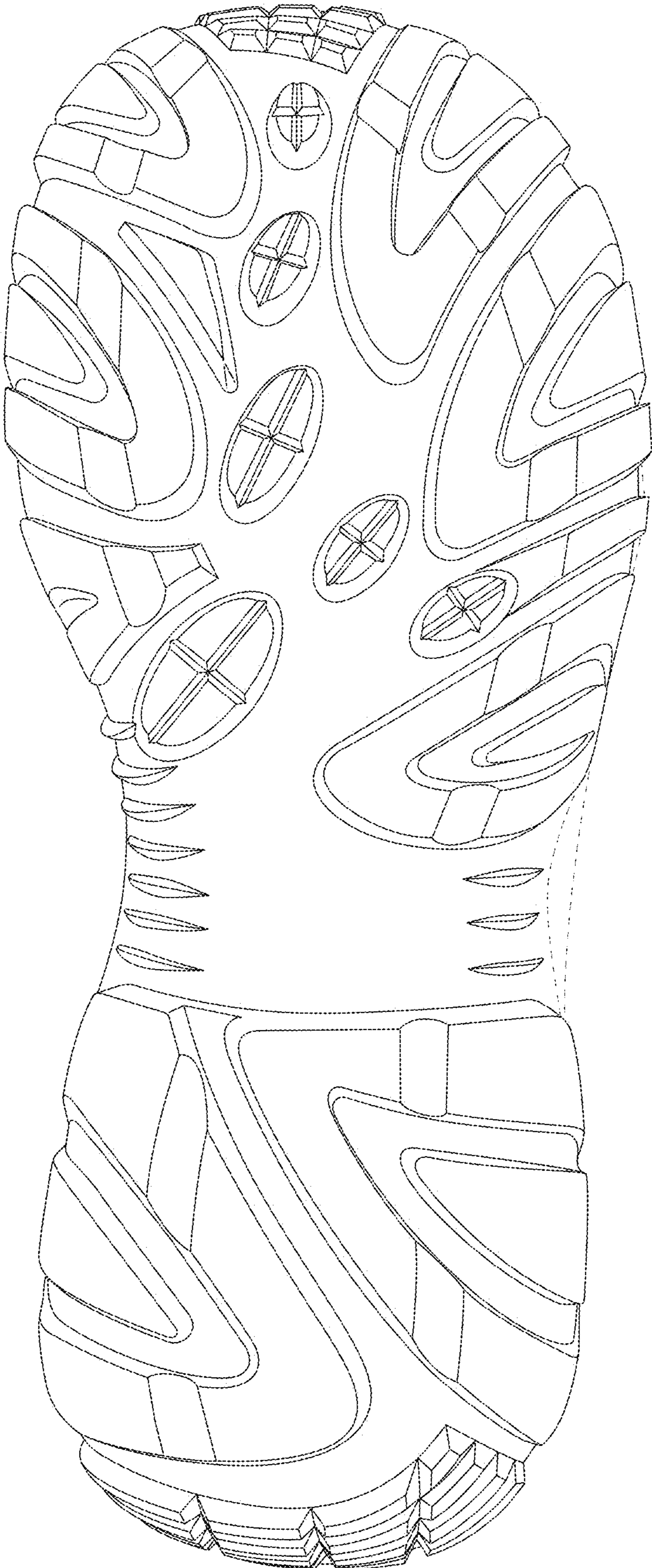


Fig. 2

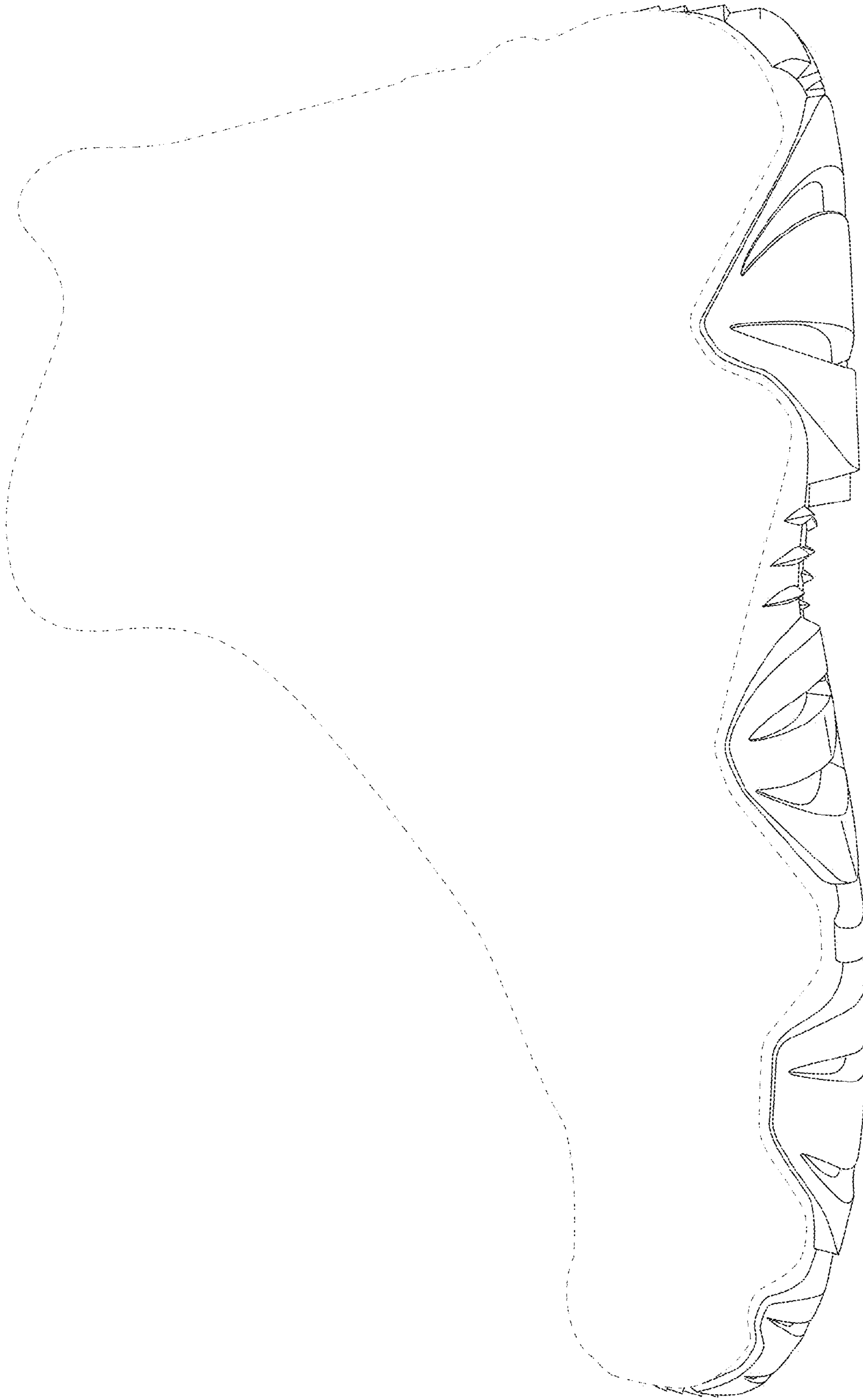


Fig. 3

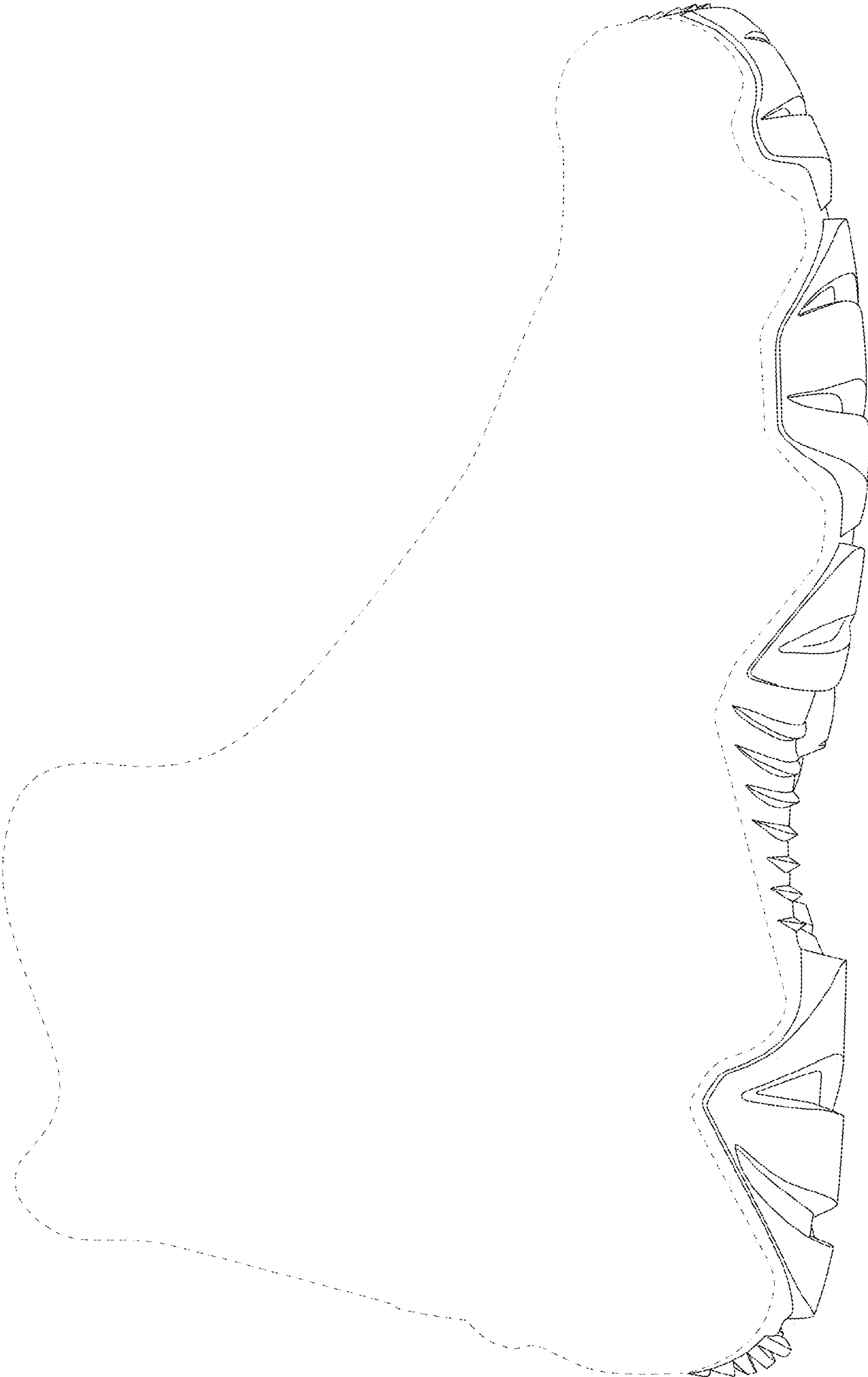


Fig. 4

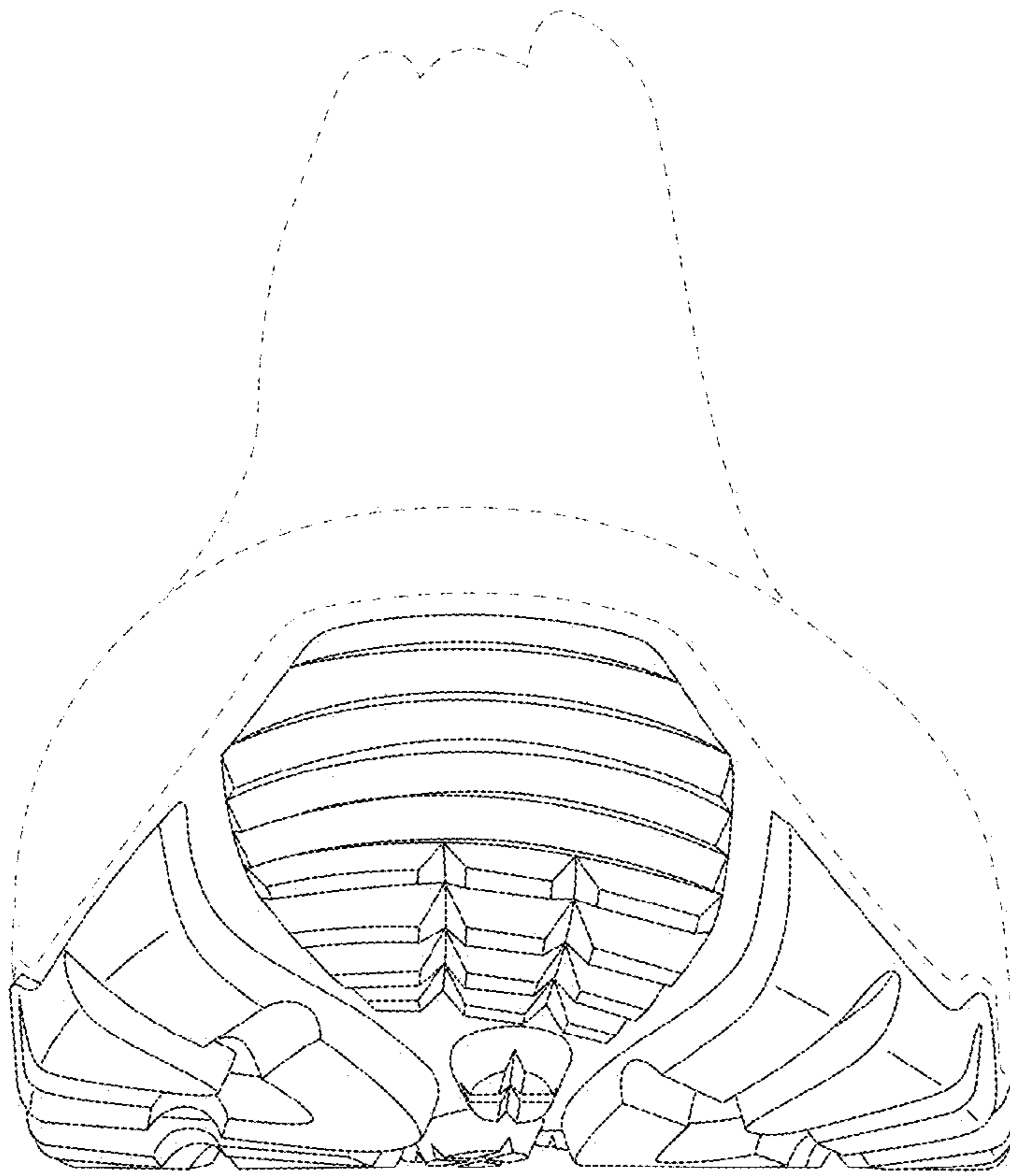


Fig. 5

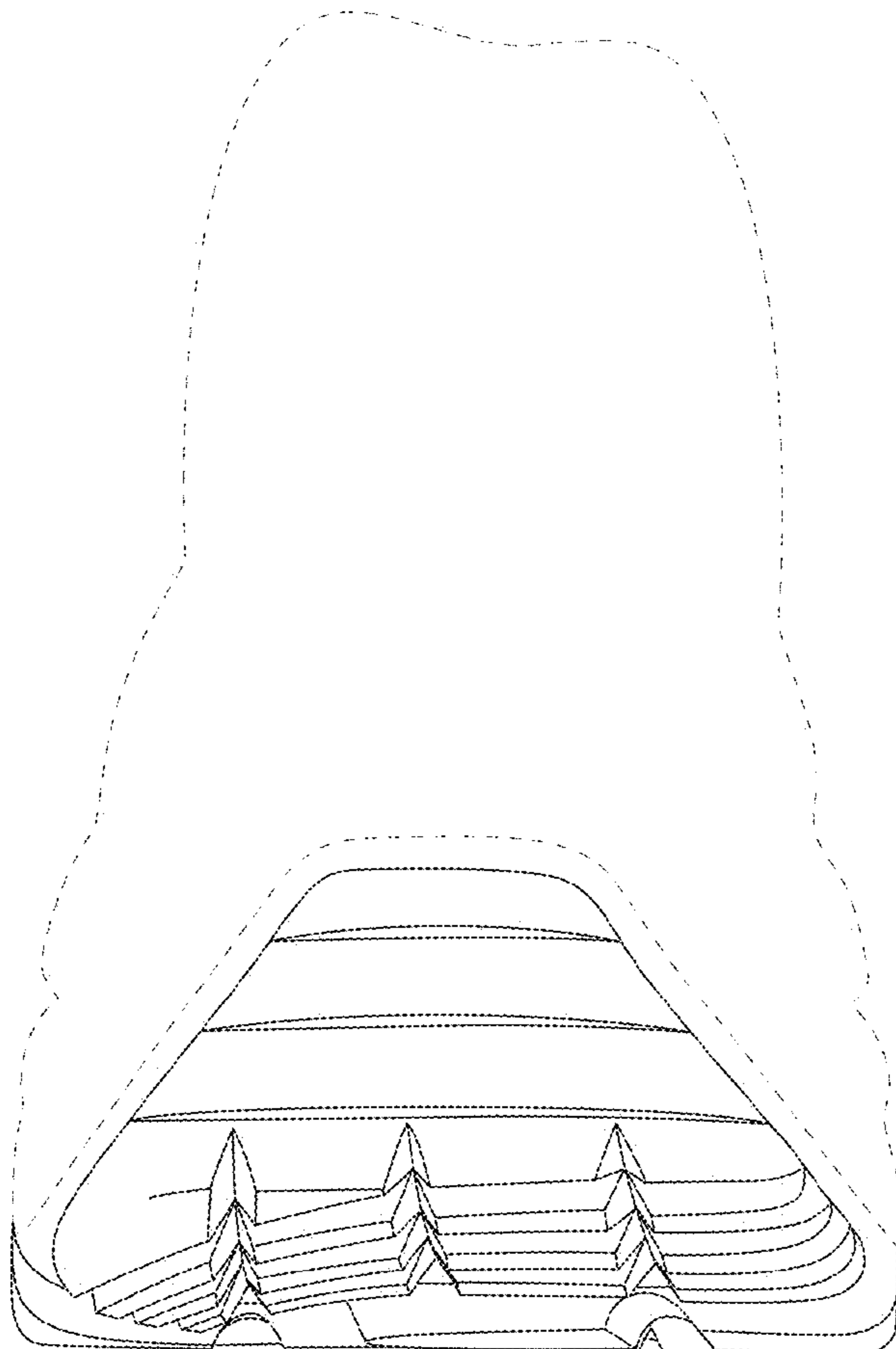


Fig. 6