



US00D898325S

(12) **United States Design Patent**
Burrows

(10) **Patent No.:** **US D898,325 S**

(45) **Date of Patent:** **** Oct. 6, 2020**

- (54) **PEBBLE SHAPED URN**
- (71) Applicant: **Grayboo Brands Pty. Ltd.**, Epping (AU)
- (72) Inventor: **Richard Burrows**, Epping (AU)
- (73) Assignee: **Grayboo Brands Pty Ltd**, Epping (AU)
- (**) Term: **15 Years**
- (21) Appl. No.: **29/691,991**
- (22) Filed: **May 21, 2019**
- (51) **LOC (12) Cl.** **99-00**
- (52) **U.S. Cl.**
USPC **D99/5**
- (58) **Field of Classification Search**
USPC D99/5, 37; 27/1, 2; D1/111; D3/211, D3/212; D19/96, 97; D11/223, 130, D11/131, 157; D21/453; 52/102; 428/13, 15; 40/358; 206/540; 446/491; 63/18
CPC A61G 17/00; A61G 17/08
See application file for complete search history.

(56) **References Cited**

U.S. PATENT DOCUMENTS

- D27,442 S * 7/1897 Martin D99/37
- D59,730 S * 11/1921 Finley D99/37
- D59,733 S * 11/1921 Finley D99/37
- 1,651,962 A * 12/1927 Miller A63H 37/00
446/491
- 2,125,354 A * 8/1938 Meier A45C 1/02
383/43
- 2,501,917 A * 3/1950 Reilly A44C 25/002
63/18
- D221,646 S * 8/1971 Boulanger D99/3
- D227,932 S * 7/1973 Nash D18/19
- D232,442 S * 8/1974 Atwell D11/157

- 4,014,122 A * 3/1977 Woods B43M 9/00
40/358
- D265,470 S * 7/1982 Fritzke D11/131
- 4,385,088 A * 5/1983 Baskin B44C 5/06
206/518
- 4,531,635 A * 7/1985 Cleveland A45C 11/00
206/37.1
- D283,690 S * 5/1986 McCollum D11/157
- 5,078,815 A * 1/1992 Othon B32B 9/00
156/63
- D339,804 S * 9/1993 Simon D14/189
- 5,262,243 A * 11/1993 Gevorgian B32B 15/04
428/457
- D346,407 S * 4/1994 Herbert 428/542.4
- D359,463 S * 6/1995 Lindo D11/130
- 5,443,774 A * 8/1995 Kluh B29C 33/3857
264/130
- D381,599 S * 7/1997 Hamblin D11/131

(Continued)

FOREIGN PATENT DOCUMENTS

GB 5001723 * 2/2016

Primary Examiner — Paula Allen Greene

(74) *Attorney, Agent, or Firm* — Eric Karich; Karich & Associates

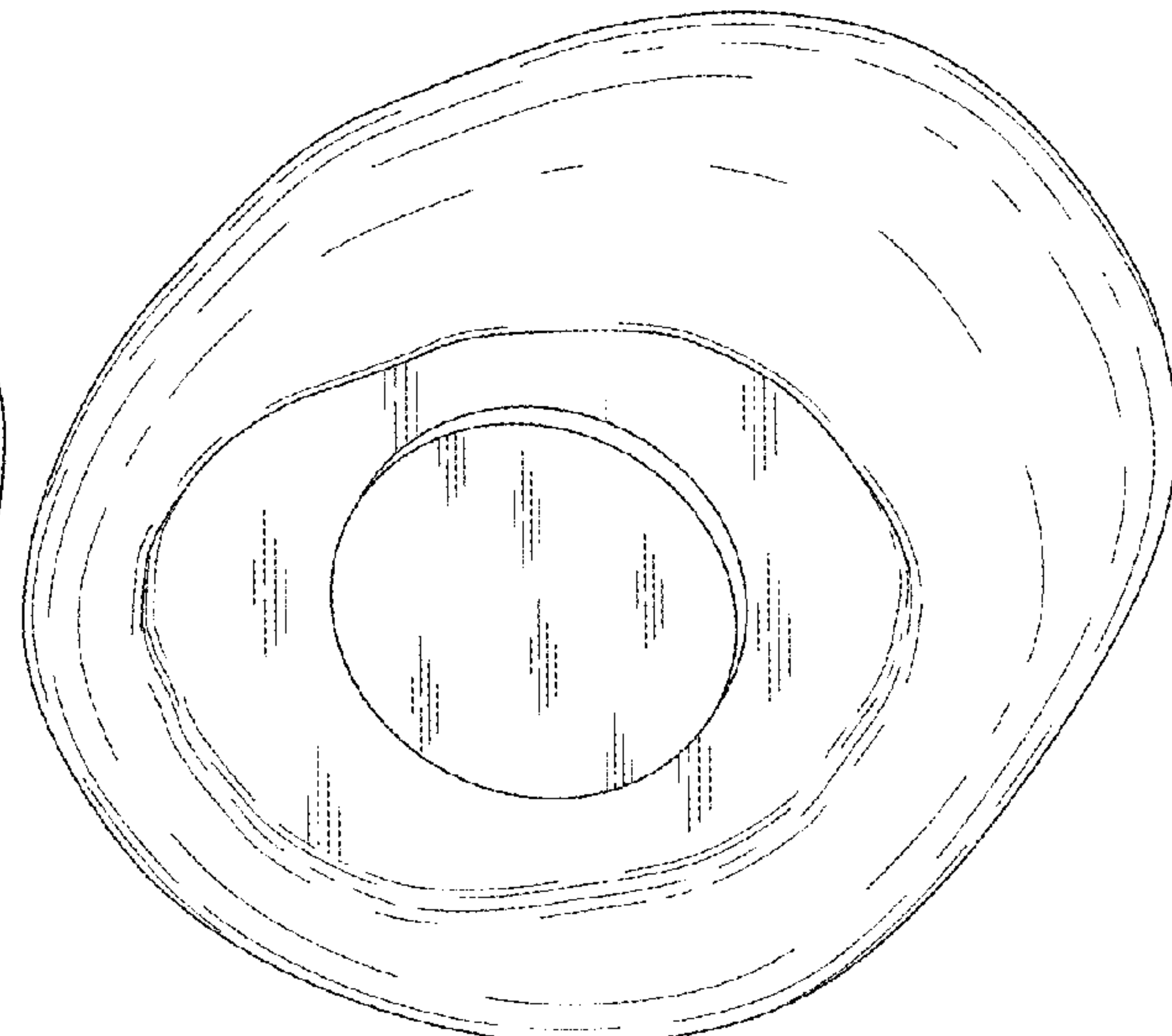
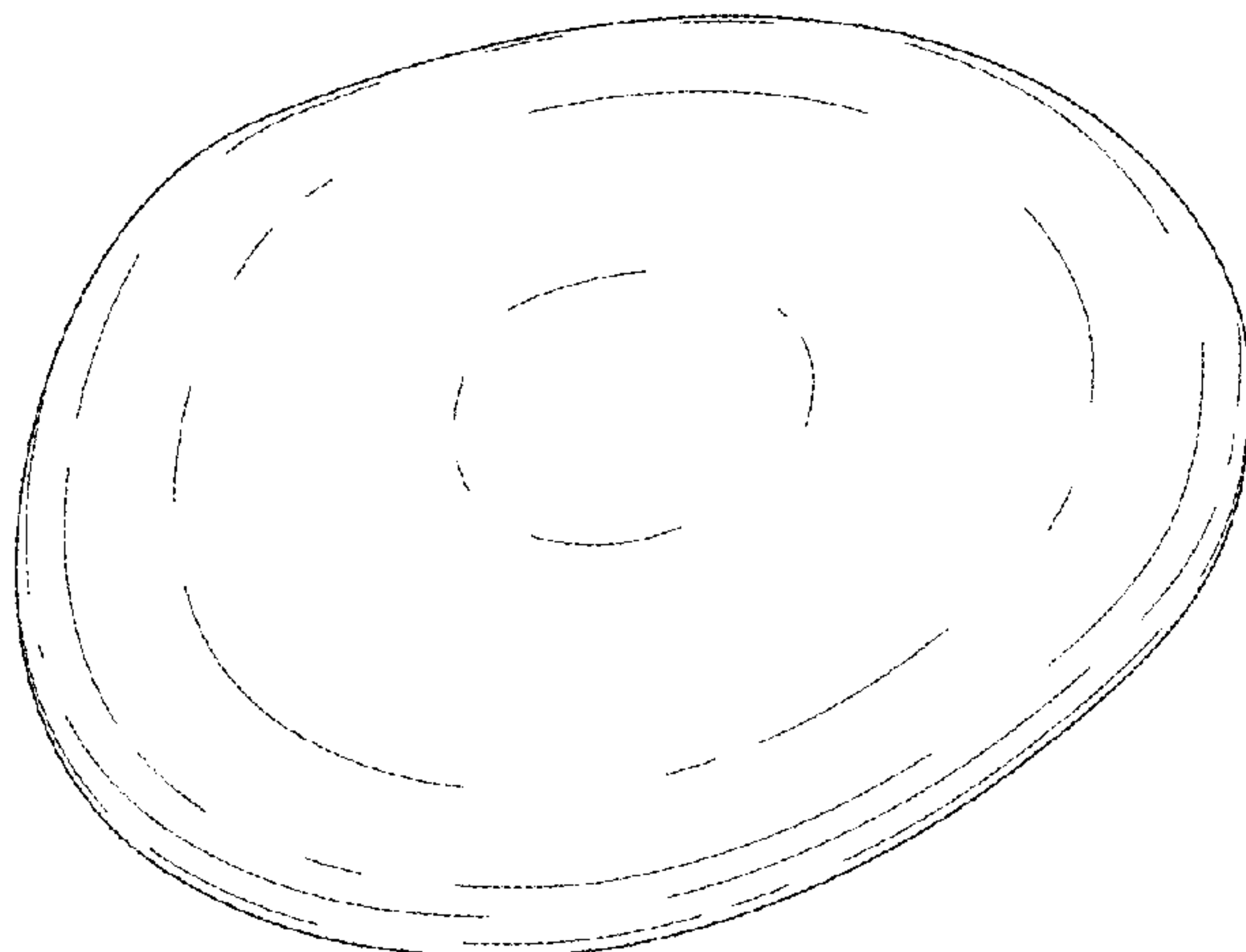
(57) **CLAIM**

The ornamental design for a pebble shaped urn, as shown and described.

DESCRIPTION

FIG. 1 is a top perspective view of a pebble shaped urn, showing my new design;
 FIG. 2 is a bottom perspective view thereof;
 FIG. 3 is a front elevational view thereof;
 FIG. 4 is a rear elevational view thereof;
 FIG. 5 is a left side elevational view thereof;
 FIG. 6 is a right side elevational view thereof;
 FIG. 7 is a top plan view thereof; and,
 FIG. 8 is a bottom plan view thereof.

1 Claim, 3 Drawing Sheets



(56)

References Cited

U.S. PATENT DOCUMENTS

5,875,528 A * 3/1999 Parker A61G 17/08
27/1
D415,329 S * 10/1999 Parker D99/5
6,033,744 A * 3/2000 Bright, Sr. A01G 9/00
428/15
6,510,596 B1 * 1/2003 McCarthy A61G 17/007
27/1
D502,281 S * 2/2005 Krause D26/94
D519,700 S * 4/2006 Pizzolon D34/4
D616,624 S * 5/2010 Steuer D99/5
D641,535 S * 7/2011 Kan D99/37
D650,964 S * 12/2011 Roberson D99/5
D703,415 S * 4/2014 Khan A61G 17/08
D99/5
D703,914 S * 4/2014 Irvine A61G 17/08
D99/5
D731,738 S * 6/2015 Jackson D99/3
D817,588 S * 5/2018 Fraser D99/5
2009/0266108 A1 * 10/2009 Balme A44C 25/007
63/1.11

* cited by examiner

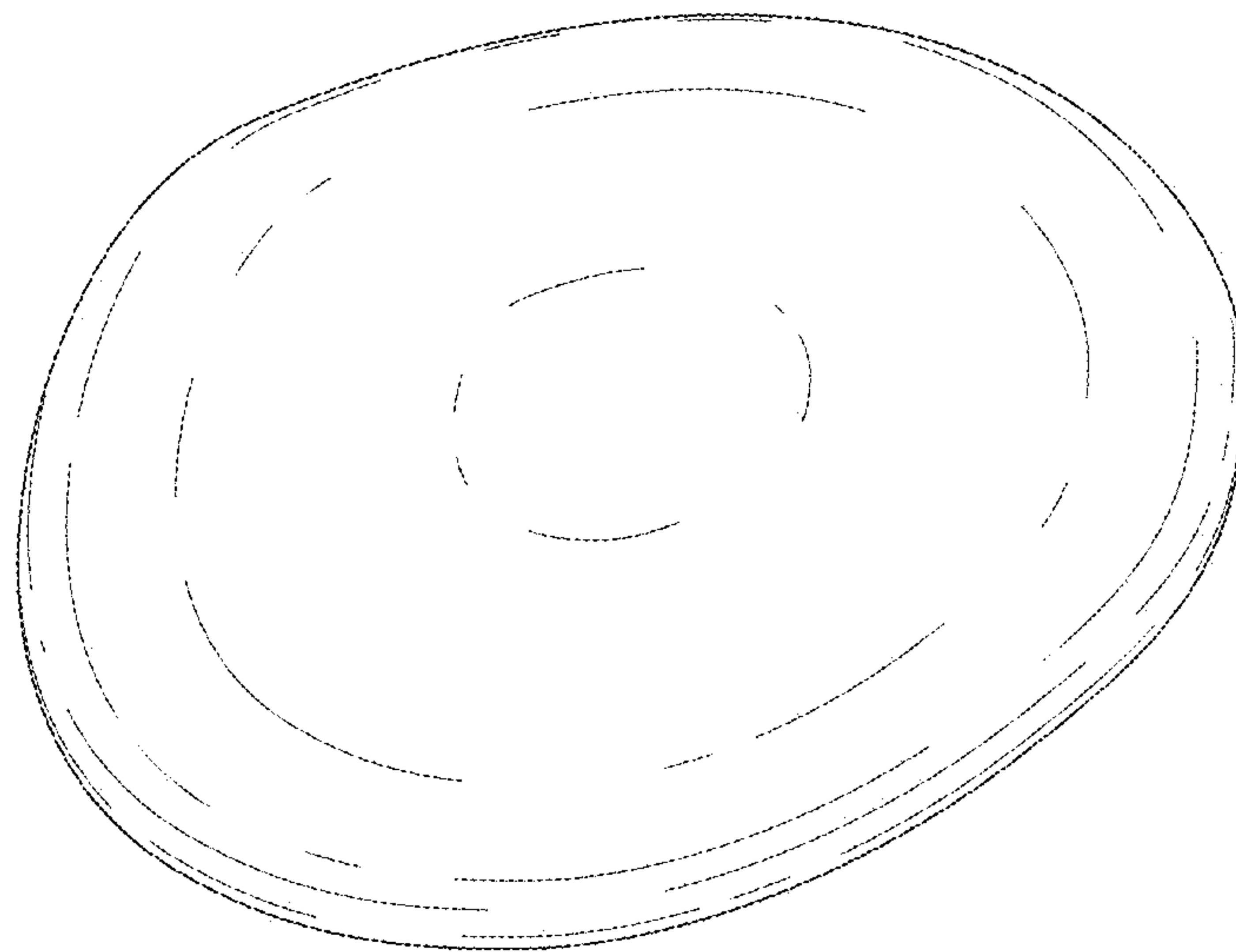


Fig. 1

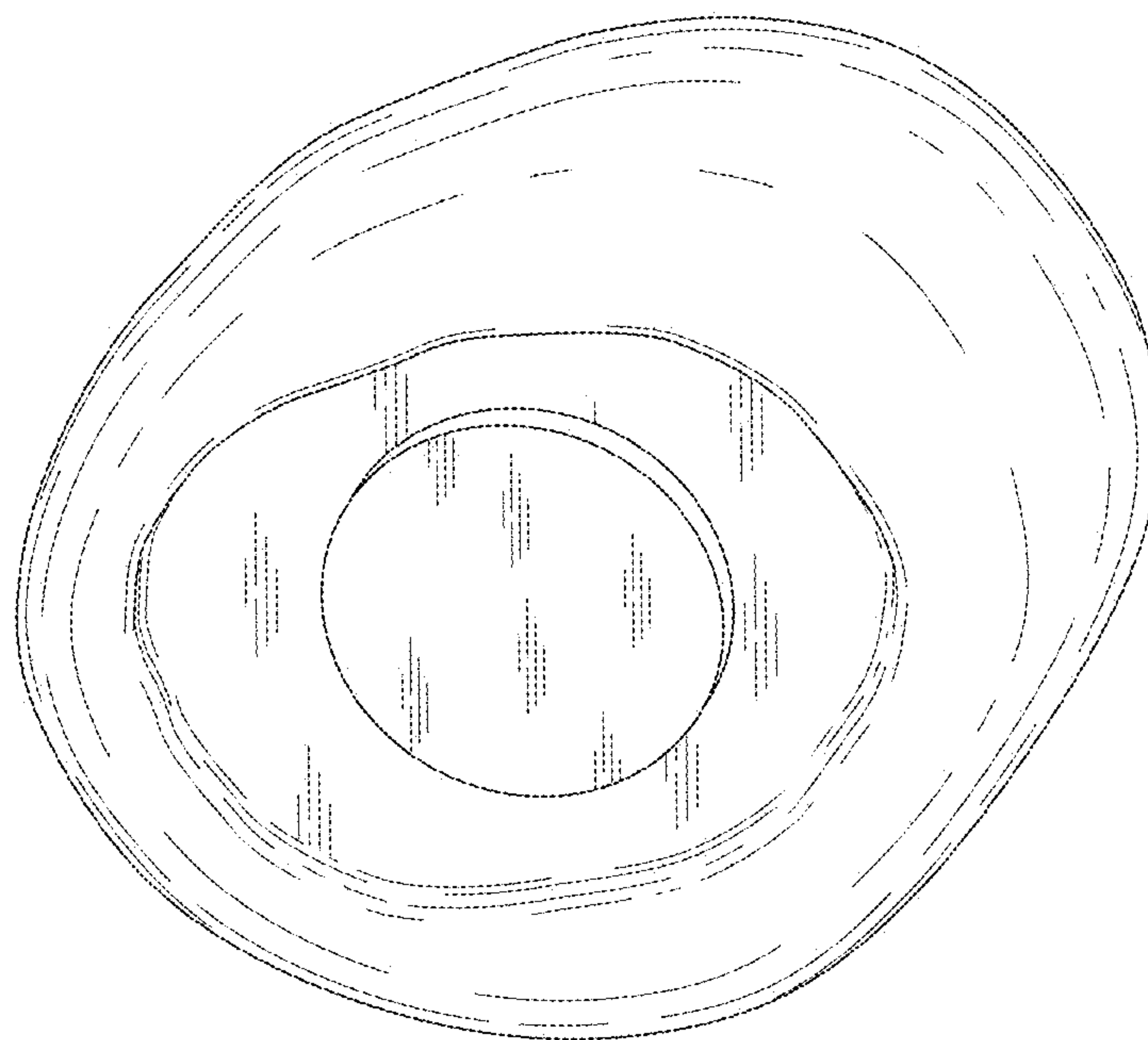


Fig. 2



Fig. 3




Fig. 4




Fig. 5




Fig. 6

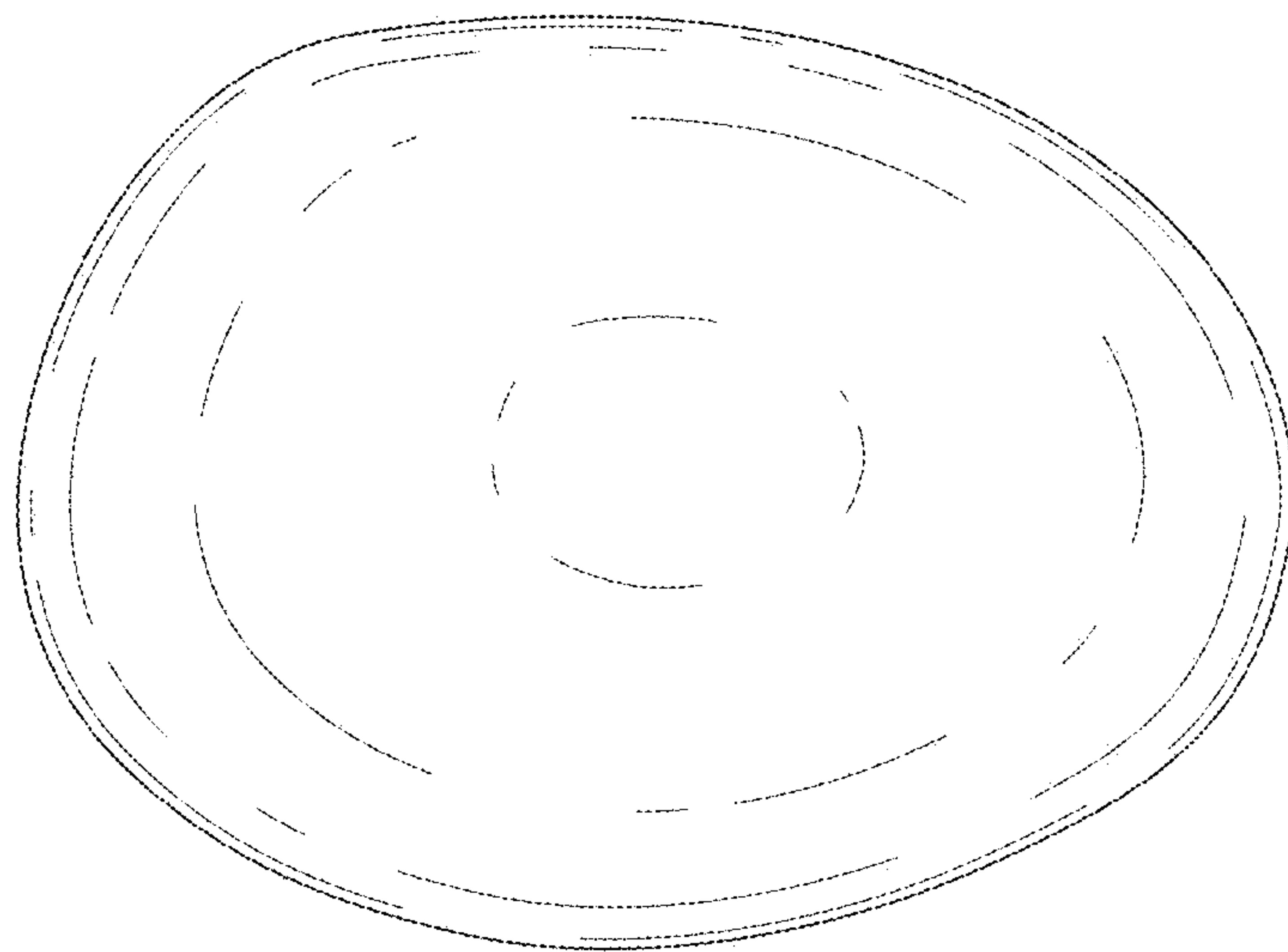


Fig. 7

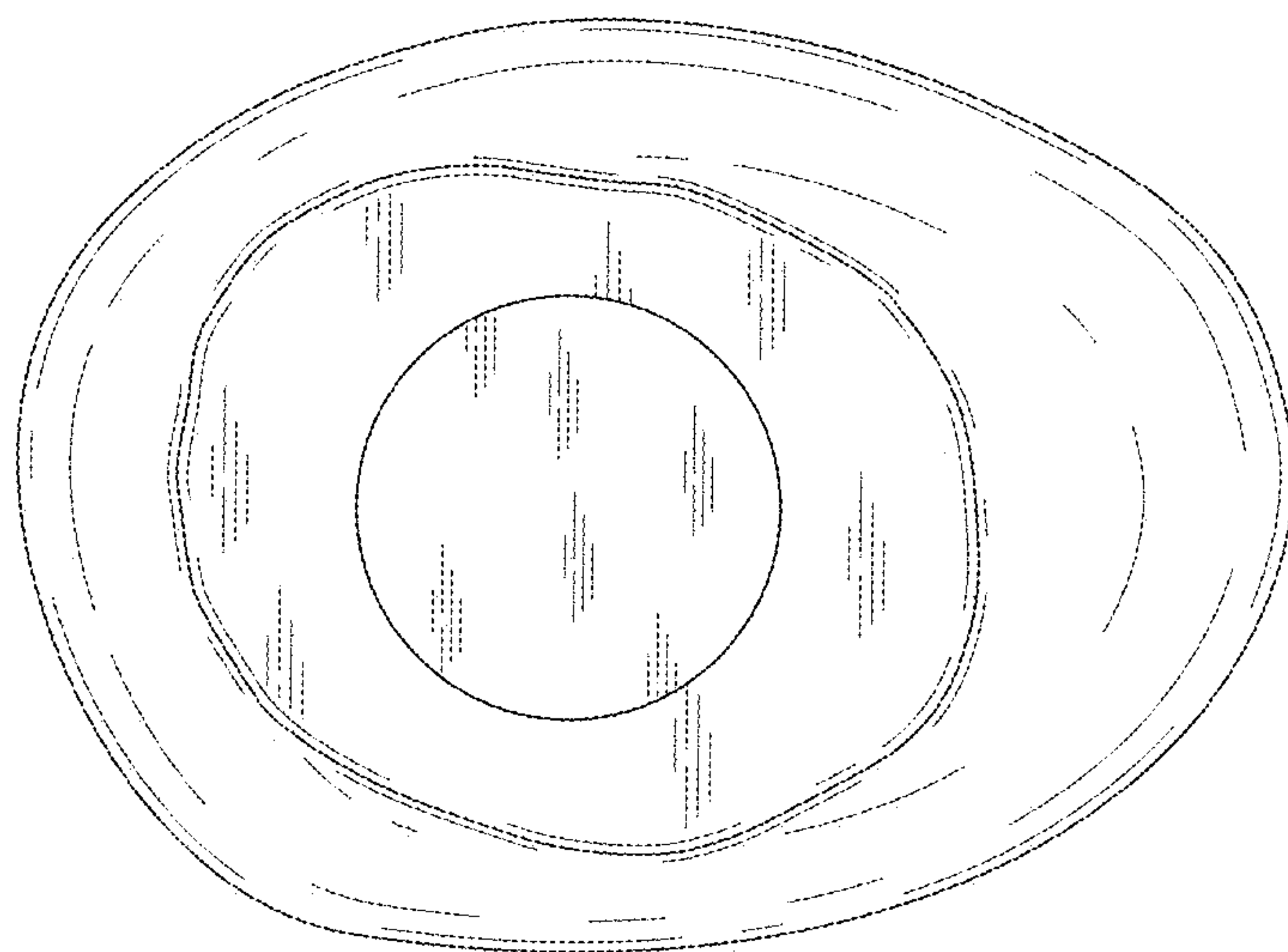


Fig. 8