



US00D898311S

(12) **United States Design Patent**  
**Smith et al.**

(10) **Patent No.:** **US D898,311 S**

(45) **Date of Patent:** **\*\* Oct. 6, 2020**

(54) **CORDLESS HANDHELD VACUUM  
CLEANER**

(71) Applicant: **BISSELL INC.**, Grand Rapids, MI  
(US)

(72) Inventors: **Derek Everett Smith**, Grand Rapids,  
MI (US); **Gang Song**, Suqian (CN)

(73) Assignee: **BISSELL Inc.**, Grand Rapids, MI (US)

(\*\*) Term: **15 Years**

(21) Appl. No.: **29/674,901**

(22) Filed: **Dec. 27, 2018**

(51) **LOC (12) Cl.** ..... **15-05**

(52) **U.S. Cl.**  
USPC ..... **D32/18**

(58) **Field of Classification Search**  
USPC ... D32/17, 18, 21, 22, 31-34, 68, 70, 71, 73  
CPC ..... A47L 5/24; A47L 5/28; A47L 11/4044;  
A47L 11/34; A47L 7/038; A47L 9/325;  
A47L 9/02; A47L 1/08; D01H 11/006;  
B60S 1/64; A46B 11/001; A46B 11/002;  
B08B 3/026; B08B 3/028  
See application file for complete search history.

(56) **References Cited**

**U.S. PATENT DOCUMENTS**

D509,930 S \* 9/2005 Stratford ..... D32/18  
D789,627 S \* 6/2017 Helfert ..... D32/22

D790,142 S \* 6/2017 Carr ..... D32/31  
D791,420 S \* 7/2017 Meyer ..... D32/22  
D844,266 S \* 3/2019 Wang ..... D32/18  
D855,908 S \* 8/2019 Tu ..... D32/18  
D855,909 S \* 8/2019 Ma ..... D32/18  
D862,819 S \* 10/2019 Xu ..... D32/18  
D867,695 S \* 11/2019 Tian ..... D32/18  
D868,403 S \* 11/2019 Wang ..... D32/18  
D869,794 S \* 12/2019 Zhou ..... D32/18  
2019/0365178 A1 \* 12/2019 Khalil ..... A47L 5/225

\* cited by examiner

*Primary Examiner* — Cathron C Brooks

*Assistant Examiner* — Yolanda Robinson

(74) *Attorney, Agent, or Firm* — McGarry Bair PC

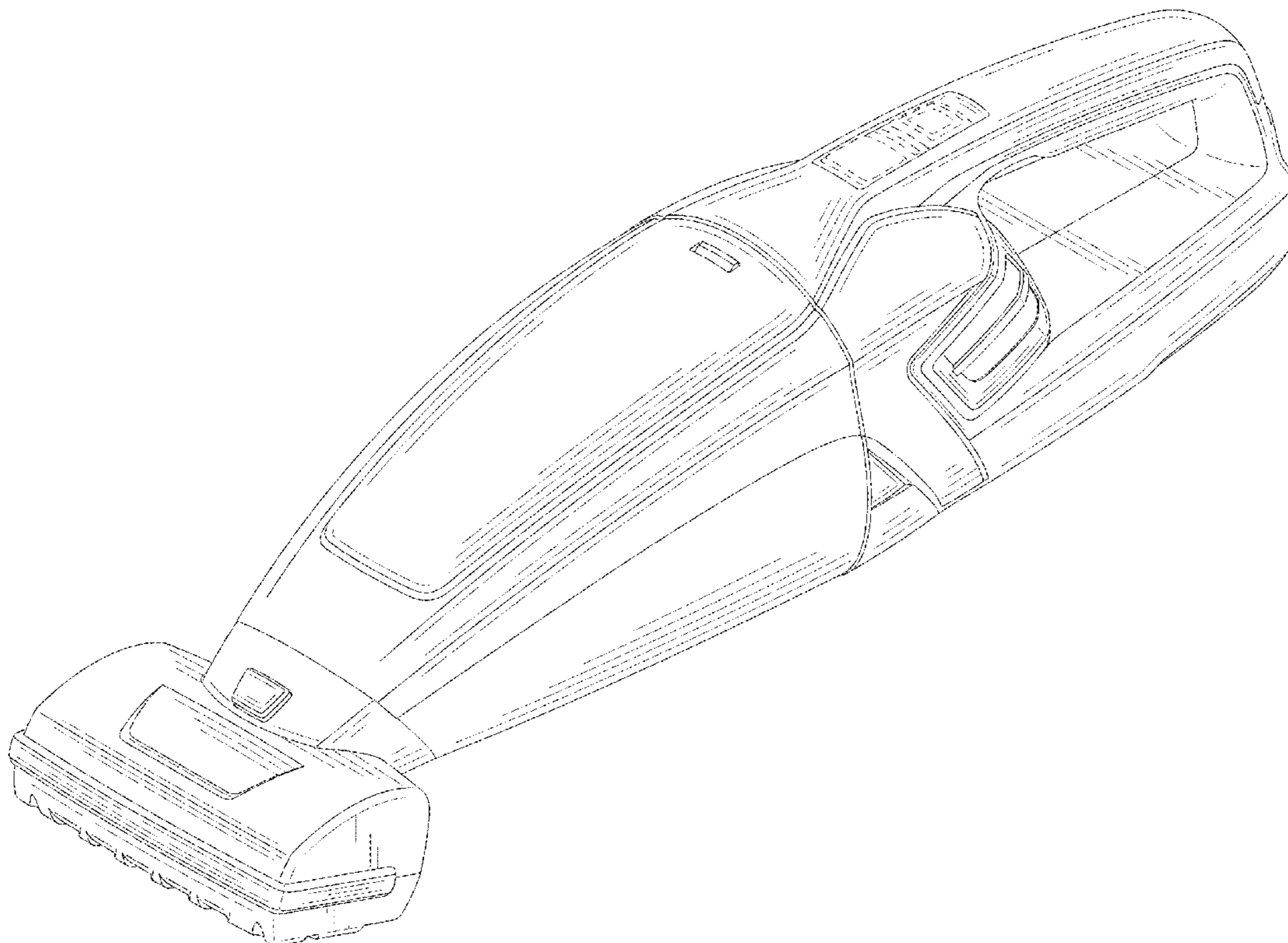
(57) **CLAIM**

The ornamental design for a cordless handheld vacuum cleaner, as shown and described.

**DESCRIPTION**

FIG. 1 is a top, front, and right-side perspective view of a cordless handheld vacuum cleaner showing our new design; FIG. 2 is a front view thereof; FIG. 3 is a rear view thereof; FIG. 4 is a right side view thereof; FIG. 5 is a left side view thereof; and, FIG. 6 is a top view thereof.

**1 Claim, 4 Drawing Sheets**



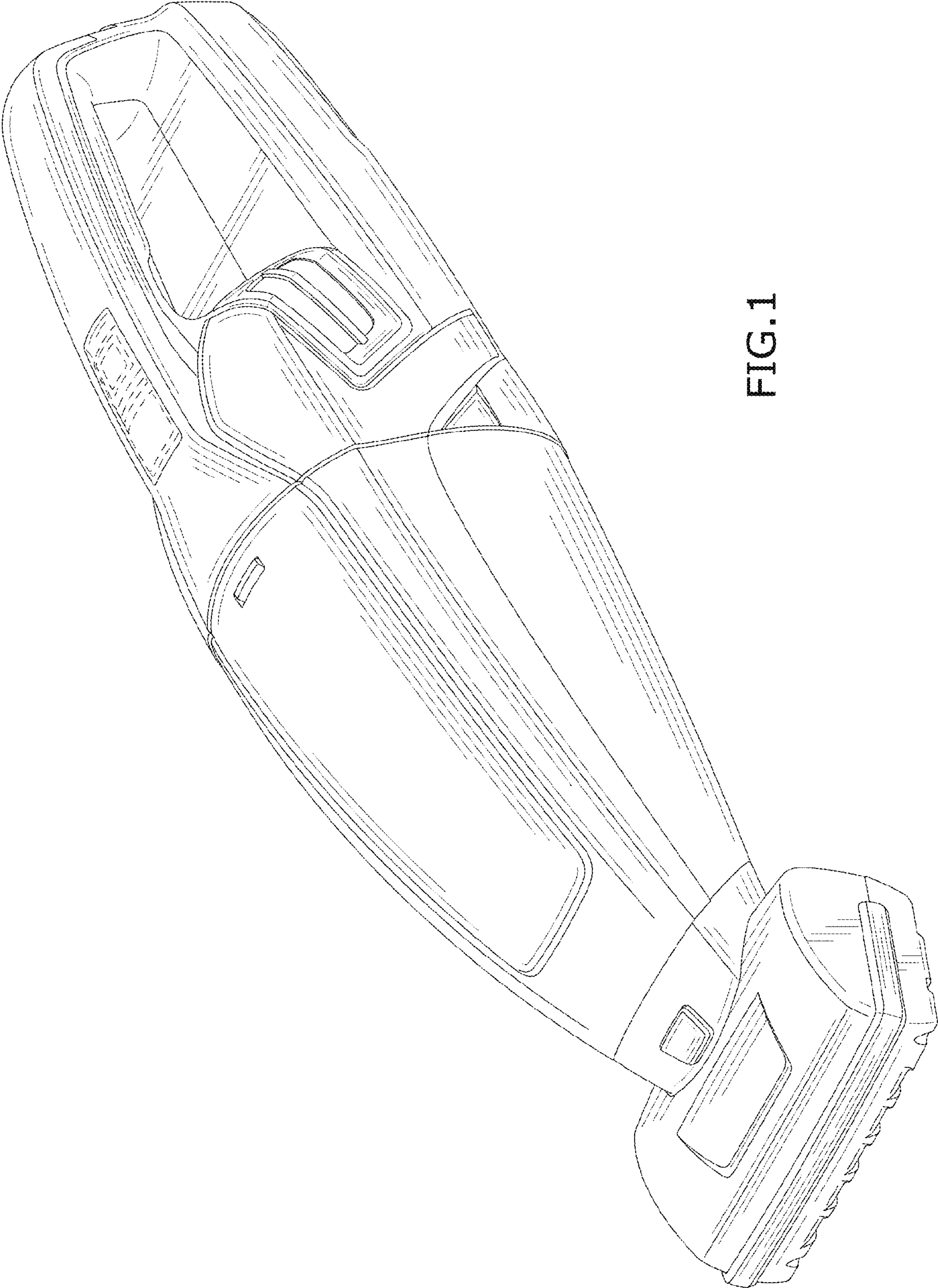


FIG. 1

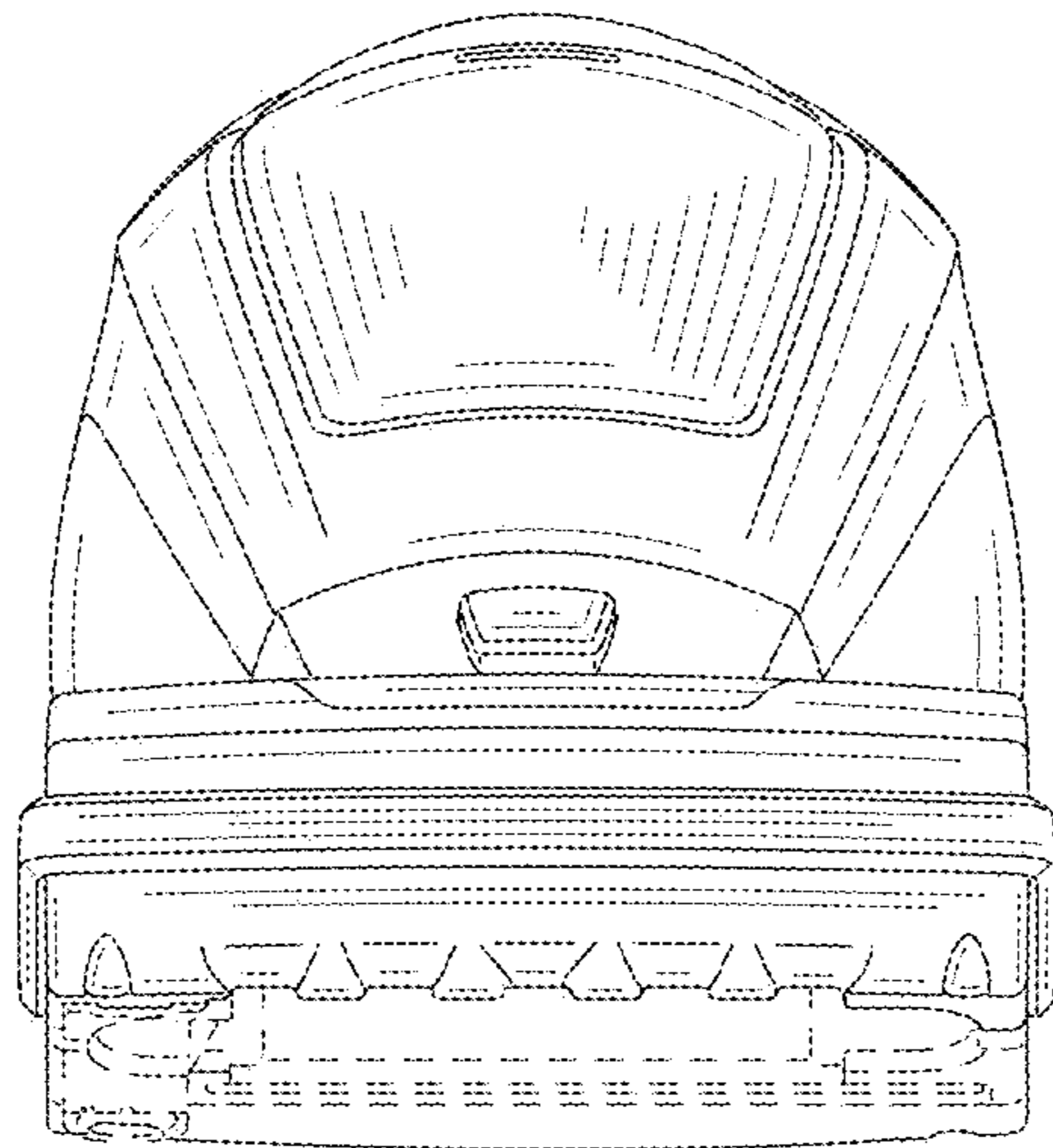


FIG. 2

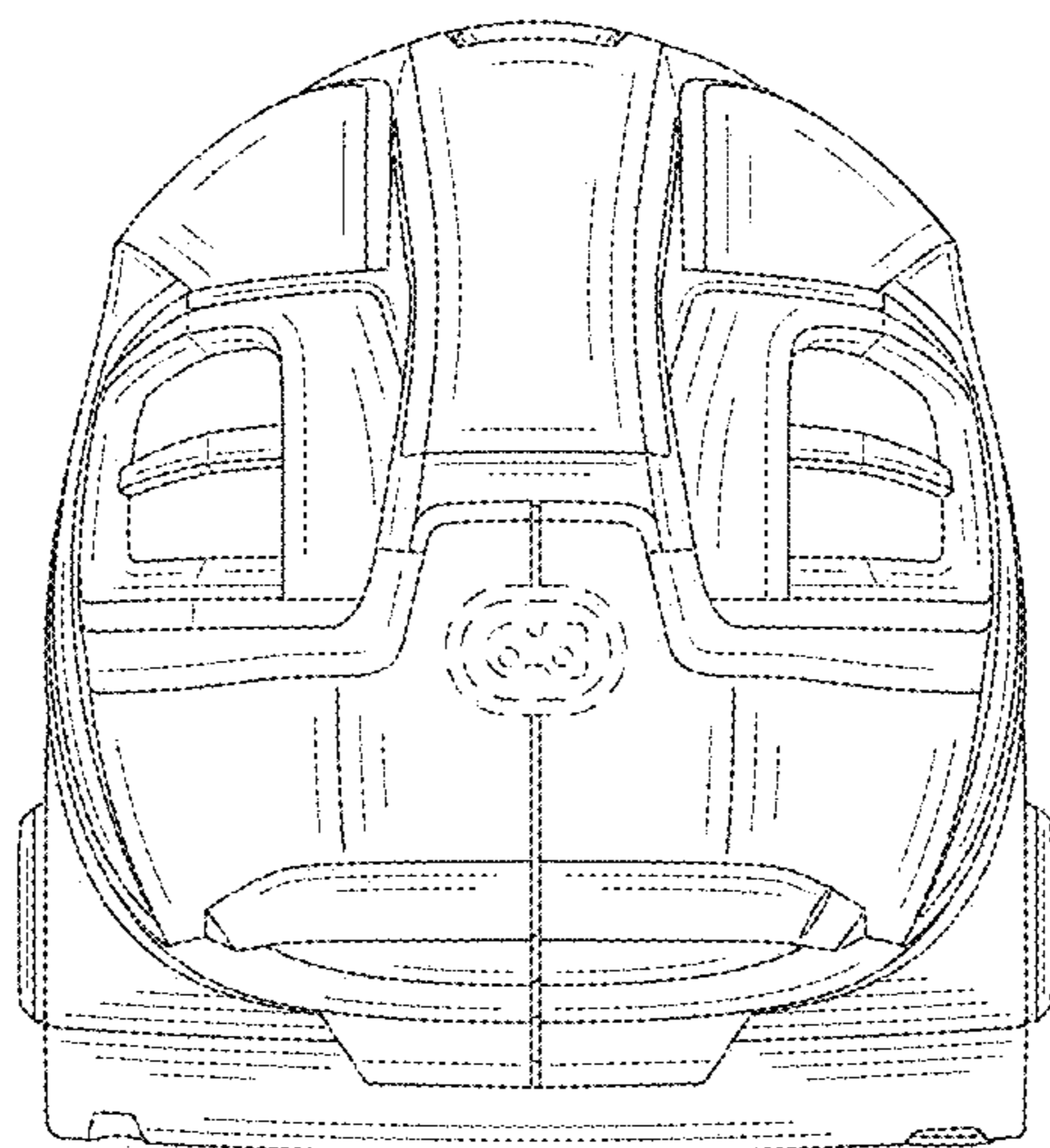


FIG. 3

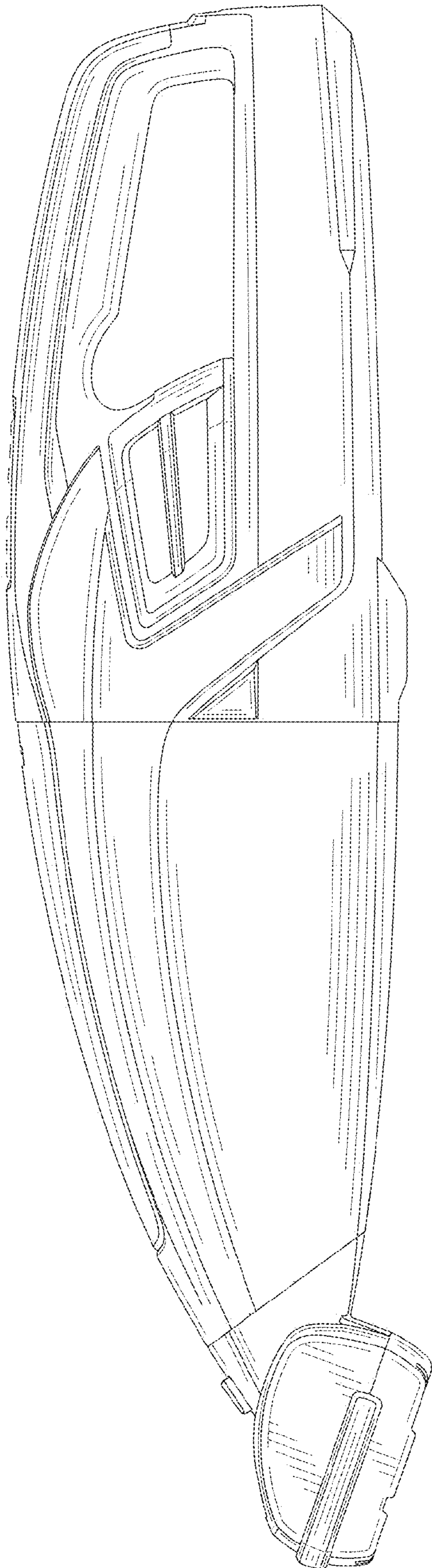


FIG. 4

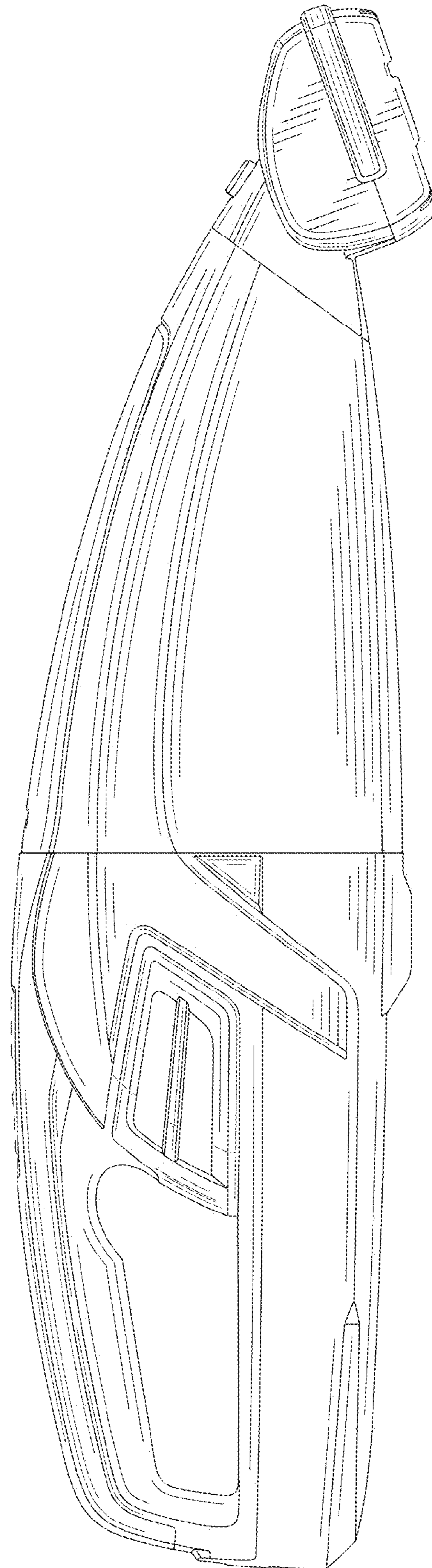


FIG. 5

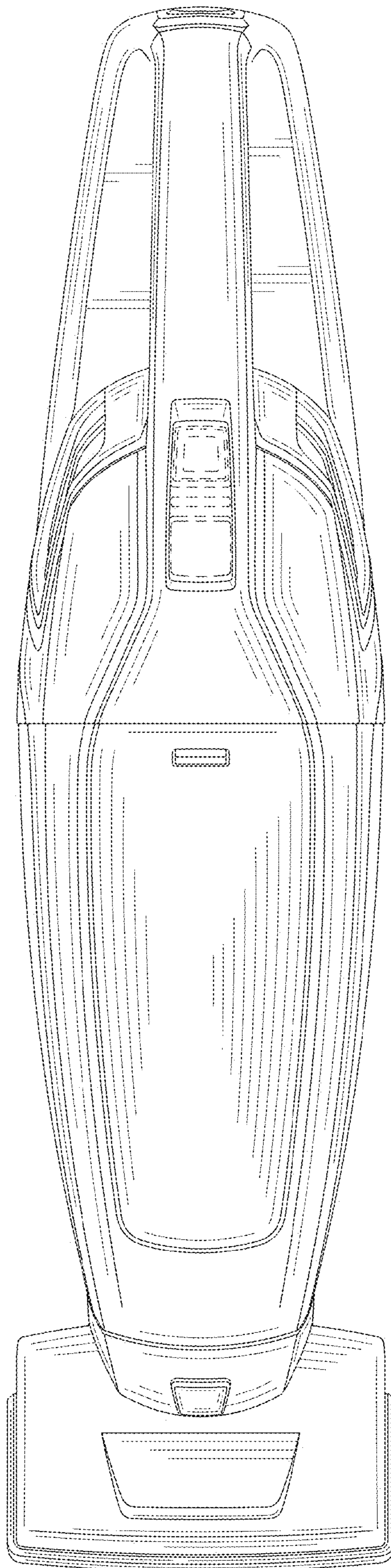


FIG.6