



US00D898289S

(12) **United States Design Patent**  
**Howell**

(10) **Patent No.:** **US D898,289 S**  
(45) **Date of Patent:** **\*\* Oct. 6, 2020**

(54) **HAIR CLIPPER**  
(71) Applicant: **LISTER SHEARING EQUIPMENT LIMITED**, Stonehouse, Gloucestershire (GB)  
(72) Inventor: **Robin Howell**, Cheltenham (GB)  
(73) Assignee: **LISTER SHEARING EQUIPMENT LIMITED**, Stonehouse, Gloucestershire (GB)  
(\*\*) Term: **15 Years**

2,322,610 A \* 6/1943 Wilcox ..... B26B 19/24 173/59  
2,375,262 A \* 5/1945 Turner ..... B26B 19/24 30/222  
2,532,476 A \* 12/1950 Bartlett ..... B26B 19/24 30/221  
3,467,204 A \* 9/1969 Jenkinson ..... B26B 19/24 173/169  
4,094,065 A \* 6/1978 Geary ..... B26B 15/00 30/123.3  
4,291,462 A \* 9/1981 Corder ..... B26B 19/24 30/221  
4,785,537 A \* 11/1988 Moran ..... B26B 19/24 30/219  
8,359,755 B1 \* 1/2013 Laube ..... A01K 13/002 119/611

(21) Appl. No.: **29/668,629**

(Continued)

(22) Filed: **Oct. 31, 2018**

**OTHER PUBLICATIONS**

(30) **Foreign Application Priority Data**

<https://www.youtube.com/watch?v=MITP3GE8X5c> Esquiladora portatil Fusion Shear, 1 page, www.youtube.com (Year: 2019).\*

May 2, 2018 (EM) ..... 005255270-0001  
May 2, 2018 (EM) ..... 005255270-0002

*Primary Examiner* — Jennifer Rivard

(51) **LOC (12) Cl.** ..... **28-03**  
(52) **U.S. Cl.**

(74) *Attorney, Agent, or Firm* — Greer, Burns & Crain, Ltd.

USPC ..... **D28/54**

(57) **CLAIM**

(58) **Field of Classification Search**  
USPC ..... D28/49–54; D30/158–159  
CPC ..... B26B 19/26–265; B26B 19/3853–386;  
B26B 19/38–38626; B26B 19/00–08;  
B26B 13/3886; B26B 19/10–107; B26B  
19/388; B26B 19/14–148; B26B 19/3873;  
B26B 19/24

I claim the ornamental design for a hair clipper, as shown and described.

See application file for complete search history.

**DESCRIPTION**

(56) **References Cited**

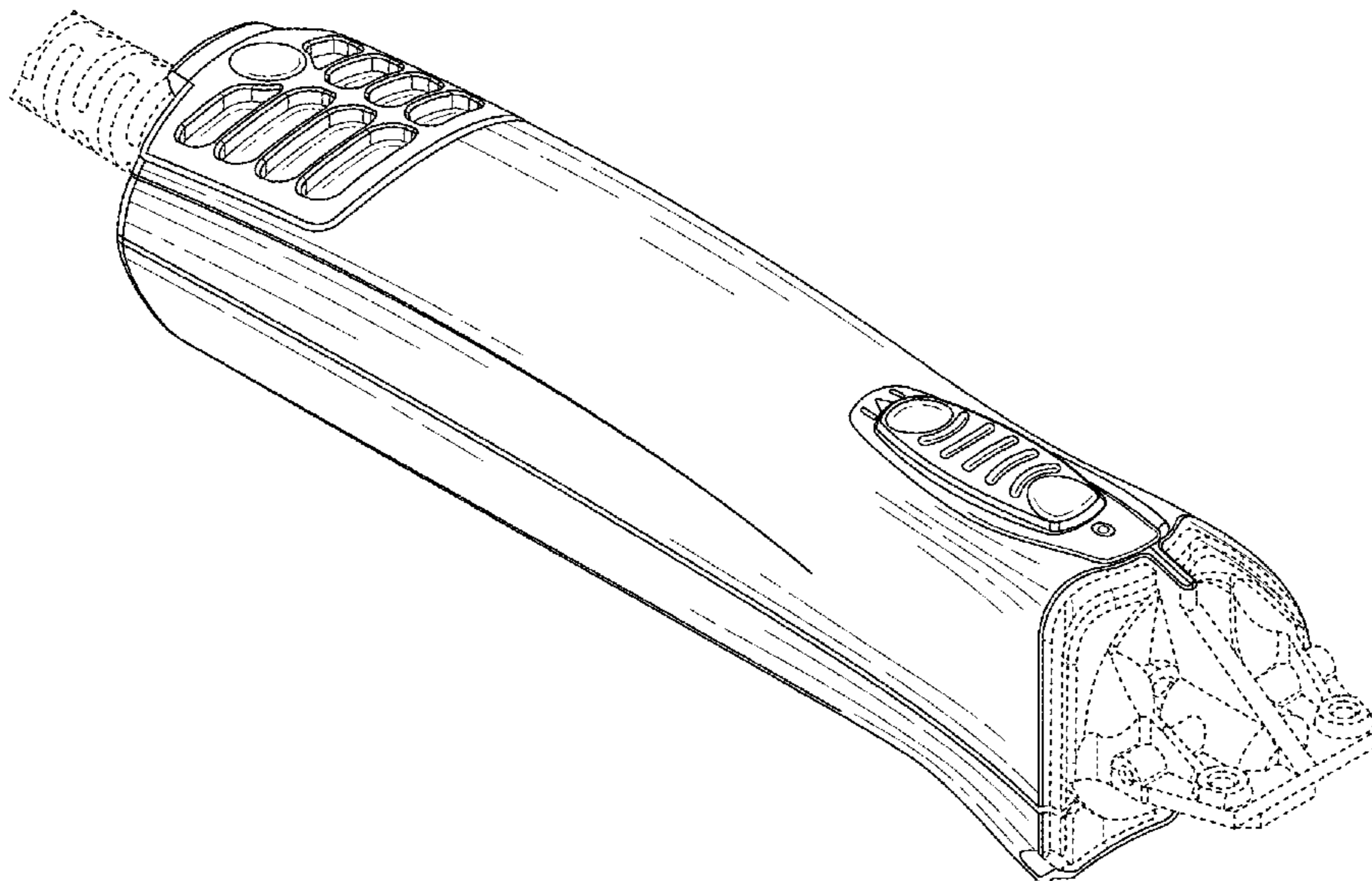
FIG. 1 is a top perspective view of the present hair clipper; FIG. 2 is a front view thereof; FIG. 3 is a side view of the hair clipper of FIG. 1, both sides being mirror images of each other; FIG. 4 is a rear view thereof; FIG. 5 is a top view thereof; and, FIG. 6 is a bottom view thereof.

**U.S. PATENT DOCUMENTS**

The broken lines illustrate portions of the hair clipper that form no part of the claimed design.

2,296,231 A \* 9/1942 Brookes ..... B26B 19/24 30/221  
2,296,236 A \* 9/1942 Musolf ..... B26B 19/24 30/221

**1 Claim, 6 Drawing Sheets**



(56)

**References Cited**

U.S. PATENT DOCUMENTS

8,555,511 B2 \* 10/2013 Moseman ..... B26B 19/28  
30/210  
D720,897 S \* 1/2015 Fancelli ..... D30/158  
D827,946 S \* 9/2018 Leng ..... D30/158  
2003/0101591 A1 \* 6/2003 Romani ..... B26B 19/44  
30/133  
2003/0131480 A1 \* 7/2003 Leung ..... B26B 19/3886  
30/210  
2012/0216410 A1 \* 8/2012 Beam ..... B26B 19/3853  
30/123  
2019/0329431 A1 \* 10/2019 Howell ..... B26B 19/24  
2019/0329432 A1 \* 10/2019 Howell ..... B26B 19/3886

\* cited by examiner

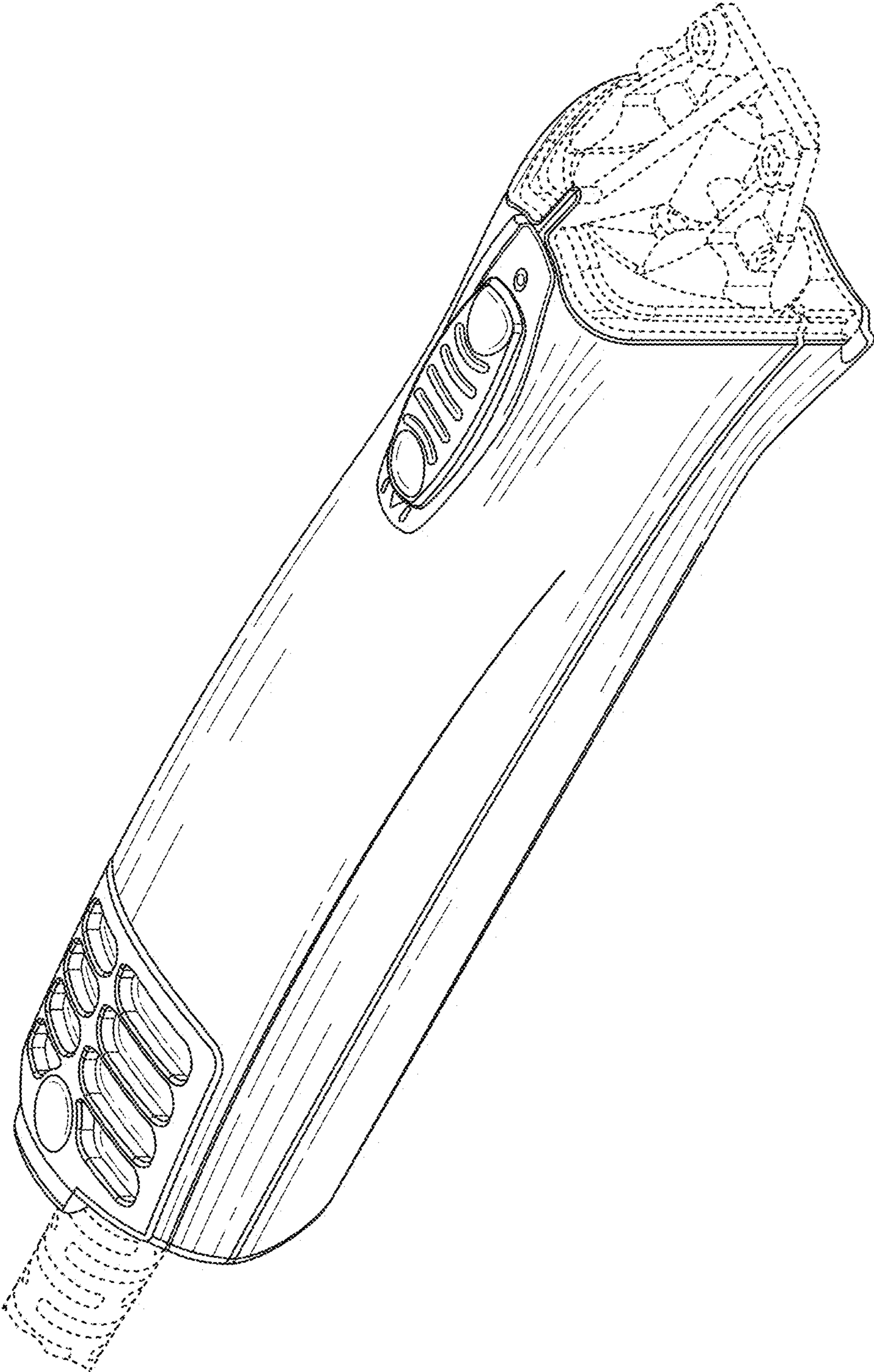


FIG. 1

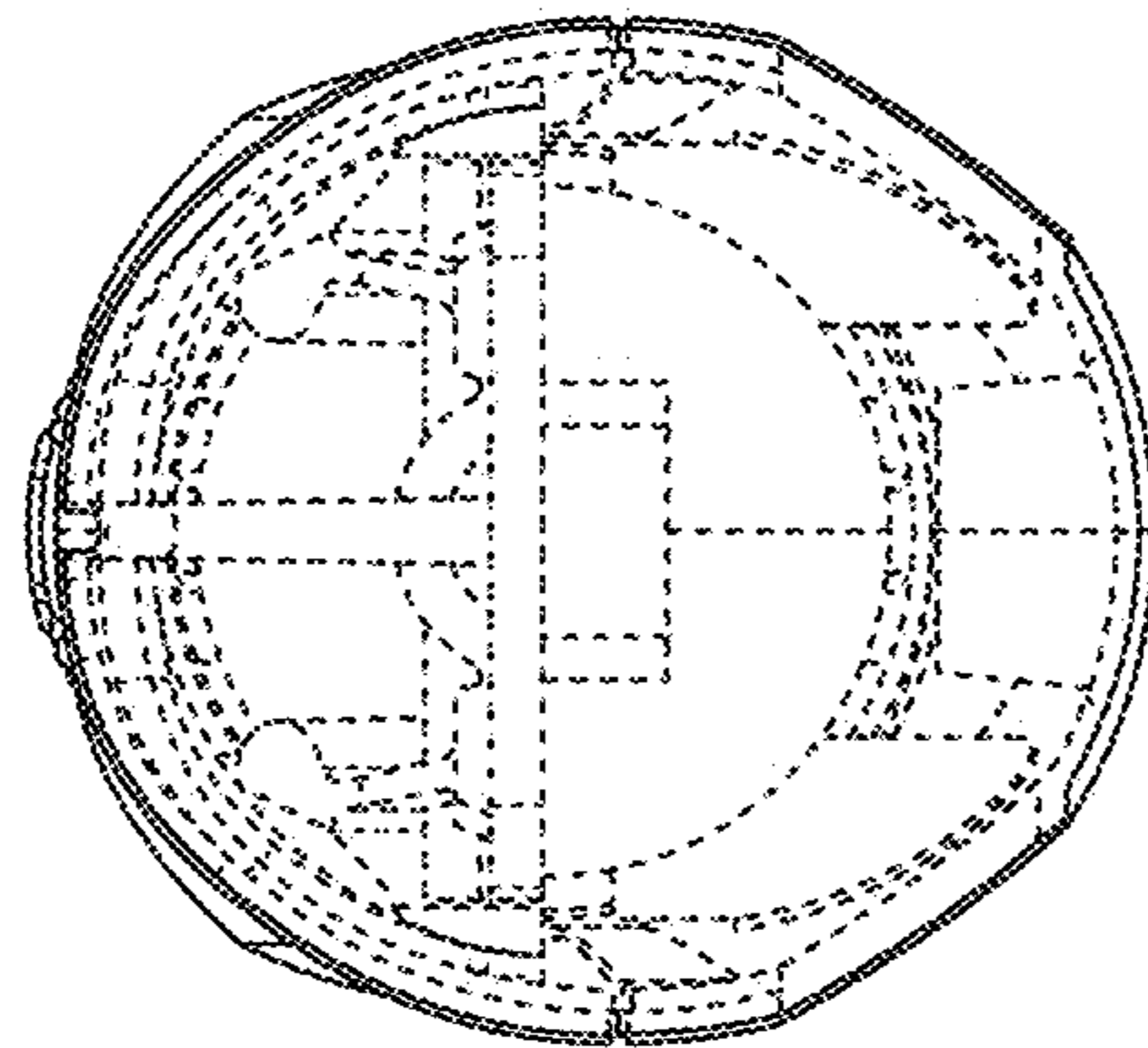


FIG. 2



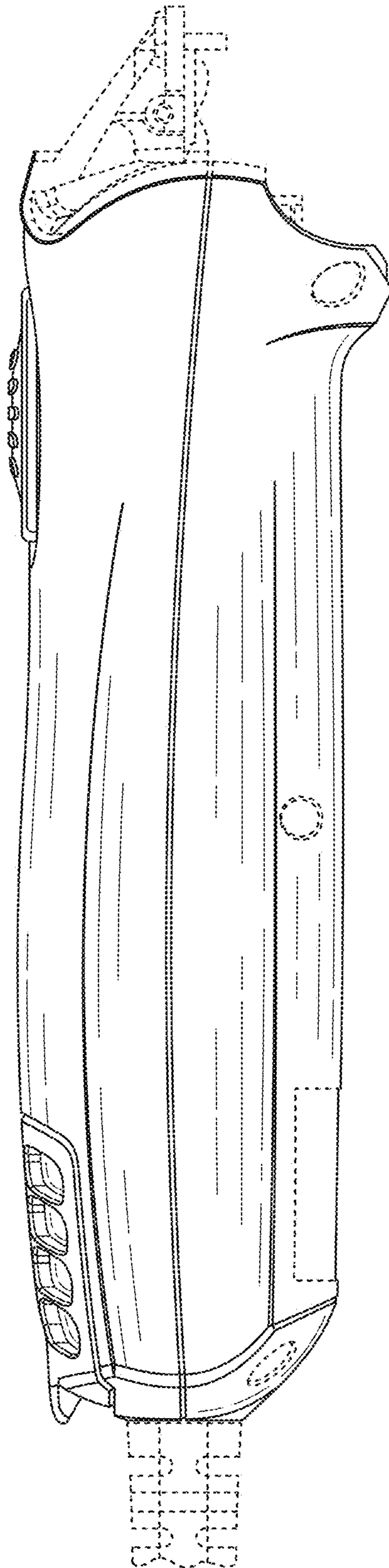


FIG. 3

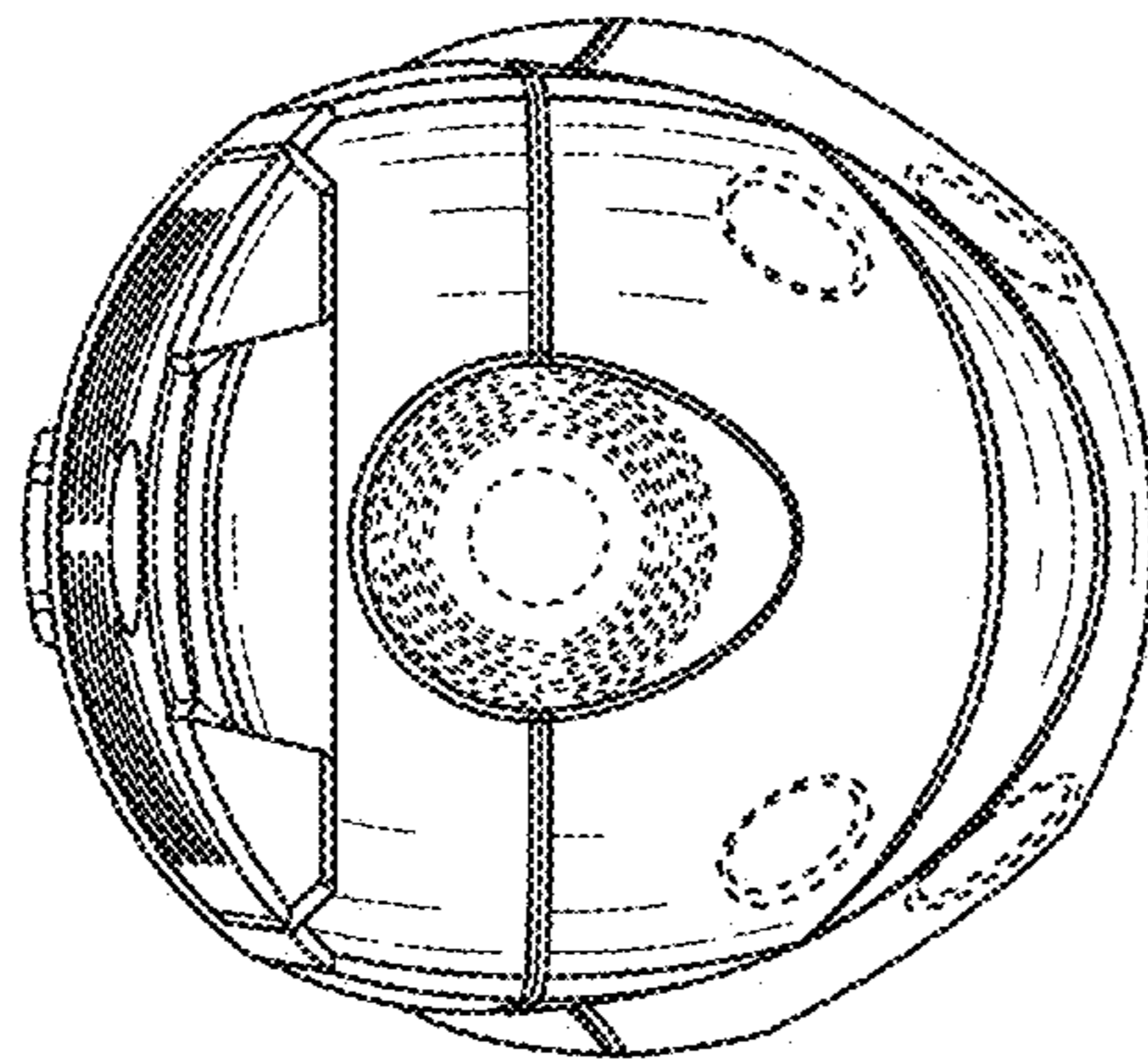


FIG. 4

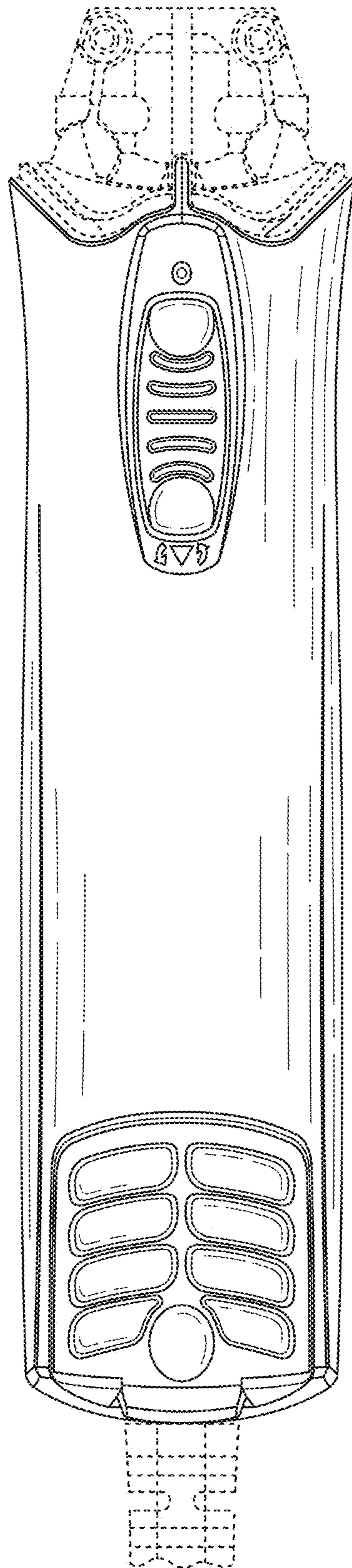


FIG. 5

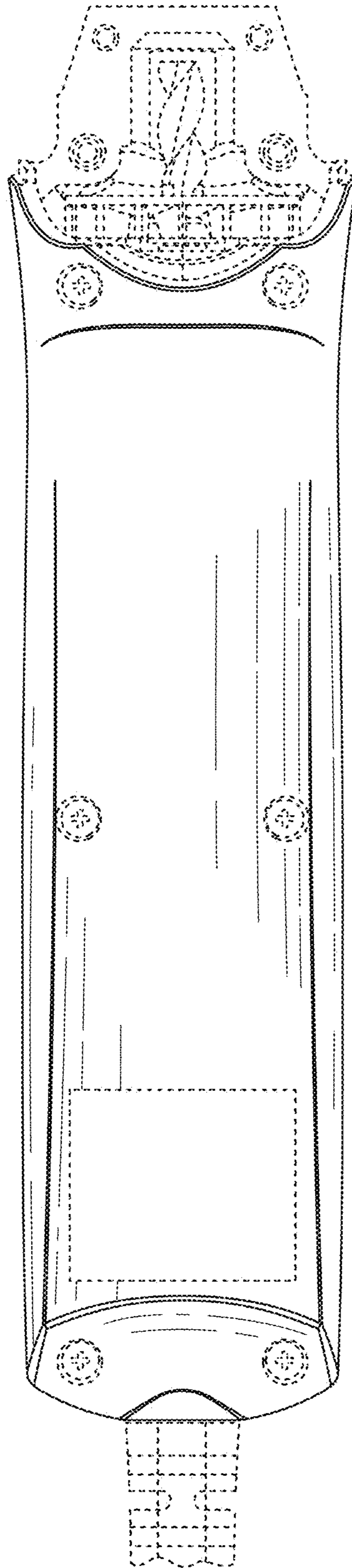


FIG. 6