



US00D898288S

(12) **United States Design Patent** (10) **Patent No.:** **US D898,288 S**  
**Stowers** (45) **Date of Patent:** **\*\* Oct. 6, 2020**

(54) **HAIR REMOVAL DEVICE**  
(71) Applicant: **Church & Dwight Co., Inc.**, Ewing, NJ (US)  
(72) Inventor: **David Stowers**, Morristown, NJ (US)  
(73) Assignee: **Church & Dwight Co., Inc.**, Ewing, NJ (US)  
(\*\*) Term: **15 Years**  
(21) Appl. No.: **29/651,789**

3,675,325 A 7/1972 Michelson  
3,750,285 A 8/1973 Michelson  
3,815,227 A 6/1974 Hood  
4,094,066 A 6/1978 Daniel, Jr.  
D254,692 S 4/1980 Del Re  
D276,751 S 12/1984 Kahn  
4,622,742 A 11/1986 Lee  
4,700,477 A 10/1987 Heller  
D298,576 S 11/1988 Iten  
4,845,845 A 7/1989 Scott  
4,912,846 A 4/1990 Yu  
4,914,817 A 4/1990 Galligan et al.  
D311,971 S 11/1990 Faerber  
D318,143 S 7/1991 Wieneke  
D351,485 S 10/1994 Miskin

(Continued)

(22) Filed: **Mar. 18, 2019**  
(51) **LOC (12) Cl.** ..... **28-03**  
(52) **U.S. Cl.**  
USPC ..... **D28/51; D28/53**  
(58) **Field of Classification Search**  
USPC ..... D28/49-54  
CPC ..... B26B 19/384-3893; B26B 19/22; B26B  
19/26-265; B26B 19/38-3833; B26B  
19/12-18; B26B 19/00-107; B26B 21/10;  
B26B 21/16; B26B 21/165  
See application file for complete search history.

**FOREIGN PATENT DOCUMENTS**

AU 363308 S 8/2015  
CA 163071 S 4/2016

*Primary Examiner* — Jennifer Rivard  
(74) *Attorney, Agent, or Firm* — Womble Bond Dickinson  
(US) LLP

(57) **CLAIM**

The ornamental design for a hair removal device, as shown and described.

(56) **References Cited**


**U.S. PATENT DOCUMENTS**

917,043 A 4/1909 Gage  
1,003,749 A 9/1911 Jaennert  
1,035,548 A 8/1912 Dickenson  
1,579,577 A 4/1926 Thompson  
1,823,808 A 9/1931 Thompson  
1,852,362 A 4/1932 Newby  
2,306,890 A 12/1942 Mayeux  
3,263,328 A 8/1966 Craig  
3,263,330 A 8/1966 Ferrara  
3,392,446 A 7/1968 Ferrara  
3,505,734 A 4/1970 Iten  
3,555,682 A 1/1971 Laszlo  
3,600,804 A 8/1971 Brown

**DESCRIPTION**

FIG. 1 is a front perspective view of a hair removal device of the present invention showing my new design; FIG. 2 is a front side elevation view thereof; FIG. 3 is a back side elevation view thereof; FIG. 4 is a side elevation view thereof; FIG. 5 is another side elevation view thereof; FIG. 6 is a top plan view thereof; and, FIG. 7 is a bottom plan view thereof. The broken lines illustrate the boundary of portions of the hair removal device and form no part of the claimed design.

**1 Claim, 4 Drawing Sheets**



(56)

References Cited

U.S. PATENT DOCUMENTS

D361,637 S 8/1995 Miskin  
 5,560,105 A 10/1996 Ichiyonagi  
 D400,301 S \* 10/1998 Wong ..... D28/45  
 5,908,036 A 6/1999 Andrews  
 5,979,056 A 11/1999 Andrews  
 D427,376 S 6/2000 Scott  
 6,434,828 B1 8/2002 Andrews  
 6,530,151 B2 3/2003 Kameka  
 D485,013 S \* 1/2004 Leventhal ..... D28/53  
 6,701,619 B2 3/2004 Haruyuki  
 D488,260 S \* 4/2004 Khubani ..... D28/50  
 6,722,039 B2 4/2004 Kitano  
 D497,035 S \* 10/2004 Khubani ..... D28/53  
 D499,511 S 12/2004 Wakayama  
 D509,026 S 8/2005 Leventhal et al.  
 D513,092 S \* 12/2005 Ajootian ..... D28/53  
 D531,358 S \* 10/2006 Lee ..... D28/45  
 D531,754 S \* 11/2006 Lee ..... D28/45  
 D532,157 S \* 11/2006 Lee ..... D28/45  
 D541,985 S \* 5/2007 Pena ..... D28/45  
 D541,987 S 5/2007 Sugawara  
 D542,468 S 5/2007 Stiles  
 D552,794 S \* 10/2007 Klein ..... D28/45  
 D554,291 S 10/2007 Darnell et al.  
 D561,941 S \* 2/2008 Khubani ..... D28/53  
 D569,552 S \* 5/2008 Marquez ..... D28/53  
 D578,708 S 10/2008 Ringart et al.  
 7,637,265 B2 12/2009 Funatsu et al.  
 D612,420 S 3/2010 Suero, Jr. et al.  
 D620,644 S \* 7/2010 Lau ..... D28/54  
 D634,067 S \* 3/2011 Stowers ..... D28/53  
 D634,068 S \* 3/2011 Stowers ..... D28/53  
 D636,531 S 4/2011 Wilson  
 D663,483 S \* 7/2012 Lee ..... D28/76  
 D674,558 S \* 1/2013 Ino ..... D28/53  
 D676,196 S 2/2013 Gaugler  
 8,563,904 B2 \* 10/2013 Cho ..... A45D 2/48  
 219/494

D748,859 S \* 2/2016 Boulanger ..... D28/53  
 D750,323 S 2/2016 Exley  
 D758,663 S \* 6/2016 Van Maanen ..... D28/51  
 D763,506 S 8/2016 Barrett  
 D776,877 S \* 1/2017 Zadro ..... D28/50  
 D781,496 S \* 3/2017 Butler ..... D28/53  
 D788,850 S 6/2017 Timm et al.  
 D799,752 S \* 10/2017 Mori ..... B26B 19/06  
 D28/53  
 D822,279 S 7/2018 Newman  
 D830,632 S 10/2018 Hage et al.  
 D831,274 S \* 10/2018 Gamble ..... D28/53  
 D834,253 S \* 11/2018 Khubani ..... D28/54  
 D834,254 S \* 11/2018 Khubani ..... D28/53  
 D836,839 S 12/2018 Guo  
 D836,840 S \* 12/2018 Khubani ..... D28/53  
 D838,040 S 1/2019 Mayberry  
 D841,242 S 2/2019 Marut  
 D841,247 S \* 2/2019 Stowers ..... D28/45  
 D841,886 S 2/2019 Brormann  
 D841,887 S \* 2/2019 Stowers ..... D28/45  
 D842,541 S 3/2019 Brormann  
 10,300,619 B2 \* 5/2019 Khubani ..... B26B 19/3853  
 D28/45  
 D857,296 S \* 8/2019 Khubani ..... D28/45  
 D857,297 S \* 8/2019 Khubani ..... B26B 19/063  
 30/50  
 D868,373 S \* 11/2019 Kling ..... D28/45  
 2005/0262696 A1 \* 12/2005 Ouchi ..... B26B 19/063  
 30/50  
 2006/0130334 A1 6/2006 Park  
 2006/0156551 A1 \* 7/2006 Khubani ..... B26B 19/06  
 30/130  
 2013/0247393 A1 9/2013 Poladian  
 2015/0073438 A1 3/2015 Levy  
 2017/0333071 A9 11/2017 Levy  
 2018/0256192 A1 9/2018 Levy  
 2019/0320778 A1 \* 10/2019 Moon ..... A45D 2/48  
 D28/45

\* cited by examiner

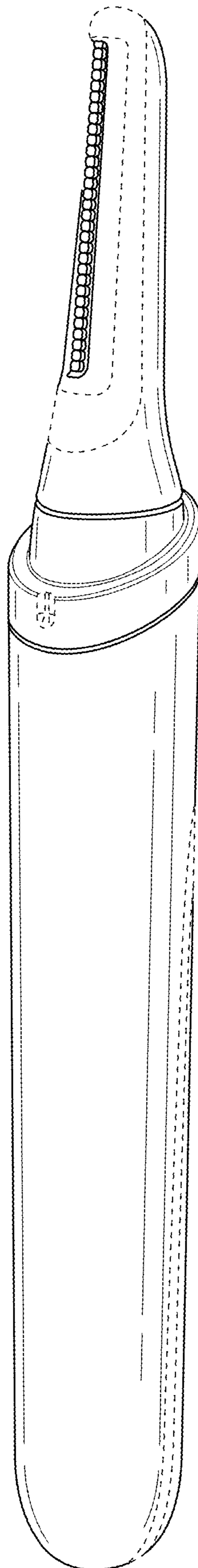


FIG. 1

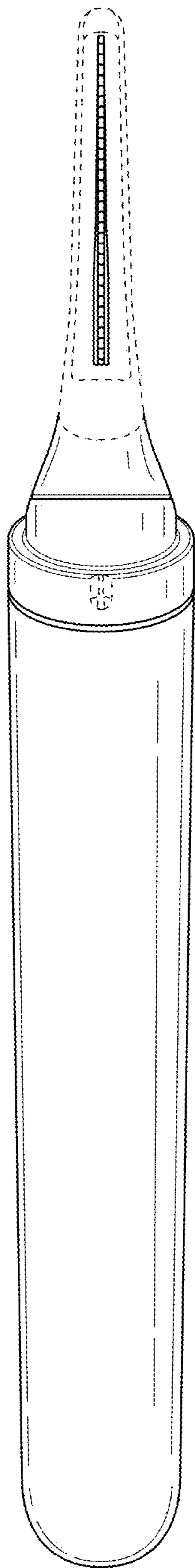


FIG. 2

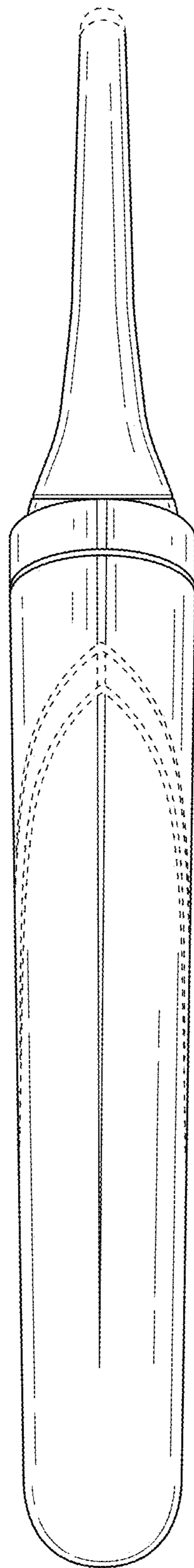


FIG. 3

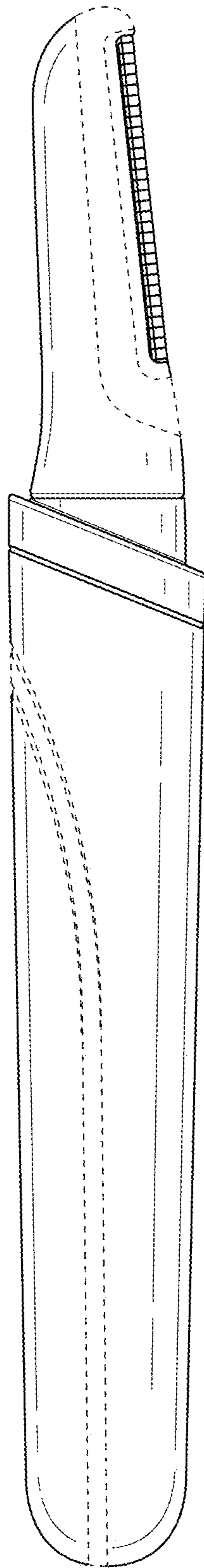


FIG. 4

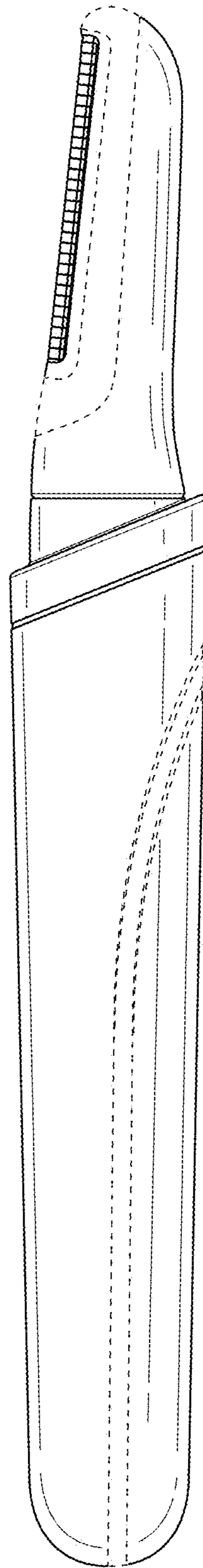


FIG. 5

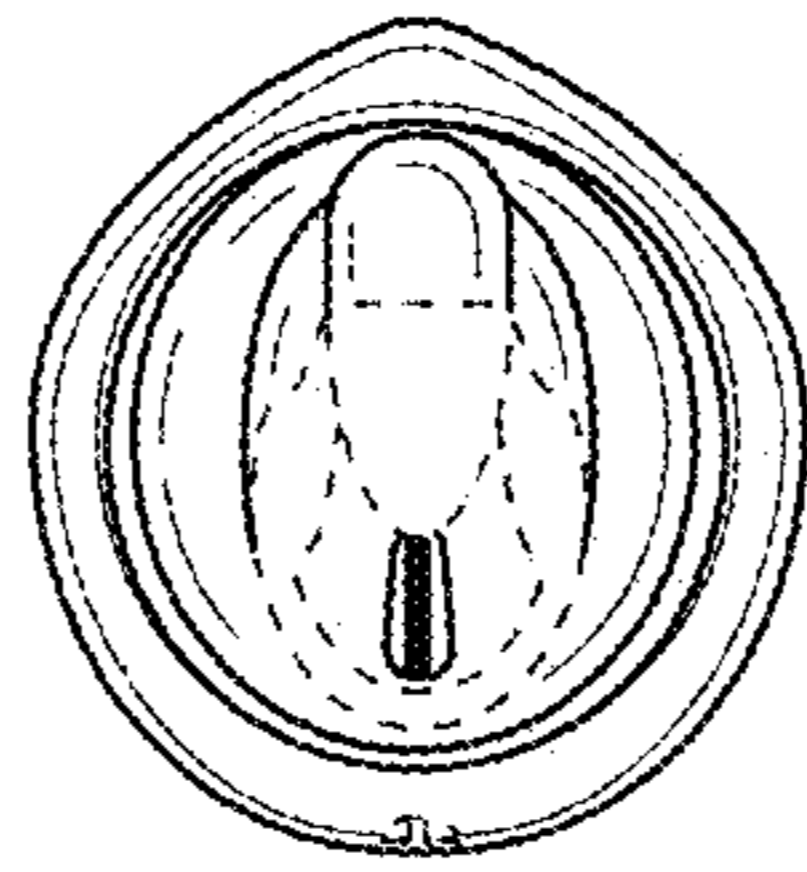


FIG. 6

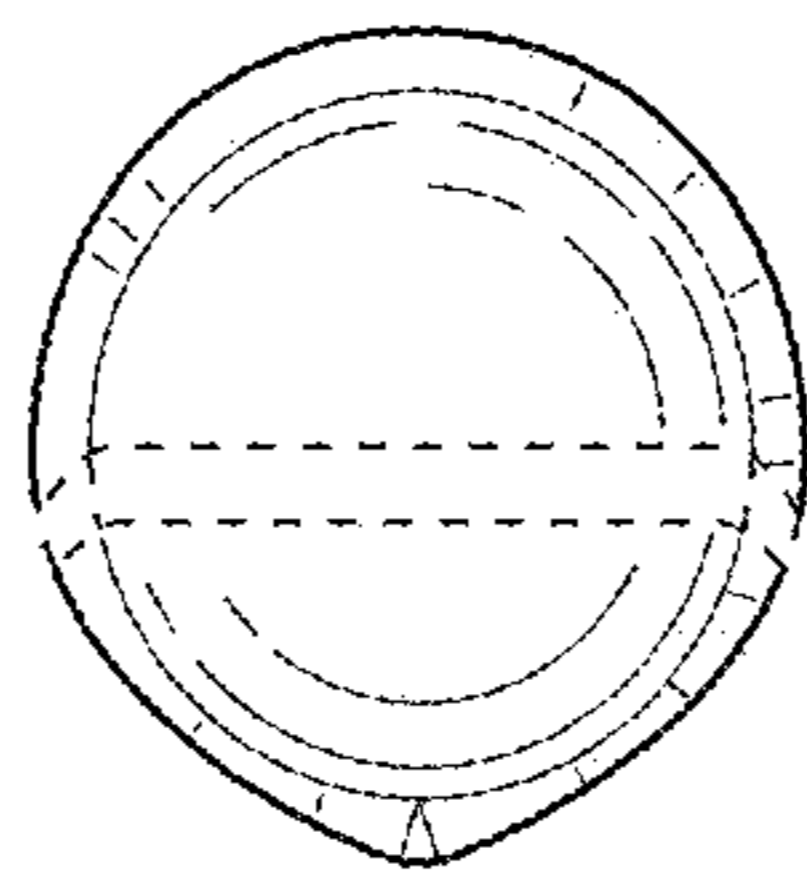


FIG. 7