



US00D898280S

(12) **United States Design Patent** (10) **Patent No.:** **US D898,280 S**
Li et al. (45) **Date of Patent:** **** Oct. 6, 2020**

(54) **COMBINED ELECTRICAL TOBACCO HEATING DEVICE AND CHARGER**
(71) Applicant: **Hubei China Tobacco Industry Co., Ltd.**, Hubei (CN)
(72) Inventors: **Dan Li**, Hubei (CN); **Huachen Liu**, Hubei (CN); **Yikun Chen**, Hubei (CN)
(**) Term: **15 Years**

(21) Appl. No.: **29/674,182**
(22) Filed: **Dec. 20, 2018**

(30) **Foreign Application Priority Data**
Jun. 20, 2018 (CN) 2018 3 0316480
(51) **LOC (12) Cl.** **27-02**
(52) **U.S. Cl.**
USPC **D27/162**
(58) **Field of Classification Search**
USPC D27/162, 100, 101, 106, 108, 163, D27/165-168, 172, 183, 186-194; D24/110, 110.5; 131/290, 299, 329
CPC A24F 25/00; A24B 9/10; F24F 47/00
See application file for complete search history.

(56) **References Cited**
U.S. PATENT DOCUMENTS
D677,000 S * 2/2013 Liu D27/189
D751,756 S * 3/2016 Hearn D27/189
D773,116 S * 11/2016 Liu D27/167
D807,286 S * 1/2018 Qiu D13/103
D812,289 S * 3/2018 Ward D27/172
D828,953 S * 9/2018 Chen D27/167

D829,982 S * 10/2018 Wang D27/167
D829,983 S * 10/2018 Wang D27/167
D834,248 S * 11/2018 Cordani D27/172
D849,994 S * 5/2019 yan D27/163
D851,328 S * 6/2019 Smith D27/162
D853,022 S * 7/2019 Srour D27/183
D853,023 S * 7/2019 Bailey D27/189
D861,594 S * 10/2019 Lai D13/103
D862,230 S * 10/2019 Hatcher D9/456
D862,231 S * 10/2019 Hatcher D9/456
2018/0013175 A1 * 1/2018 Liu H01M 2/1055


* cited by examiner

Primary Examiner — Marissa J Cash
Assistant Examiner — Rebecca Tsehaye
(74) *Attorney, Agent, or Firm* — Prakash Nama; Global IP Services, PLLC

(57) **CLAIM**
The ornamental design for a combined electrical tobacco heating device and charger, as shown and described.

DESCRIPTION
FIG. 1 is a front elevational view of a combined electrical tobacco heating device and charger showing our new design; FIG. 2 is a rear elevational view thereof; FIG. 3 is a left side view thereof; FIG. 4 is a right side view thereof; FIG. 5 is a top plan view thereof; FIG. 6 is a bottom plan view thereof; and, FIG. 7 is a perspective view thereof.
The broken lines in the drawings depict portions of the combined electrical tobacco heating device and charger that form no part of the claimed design.

1 Claim, 7 Drawing Sheets






Fig. 1




Fig. 2

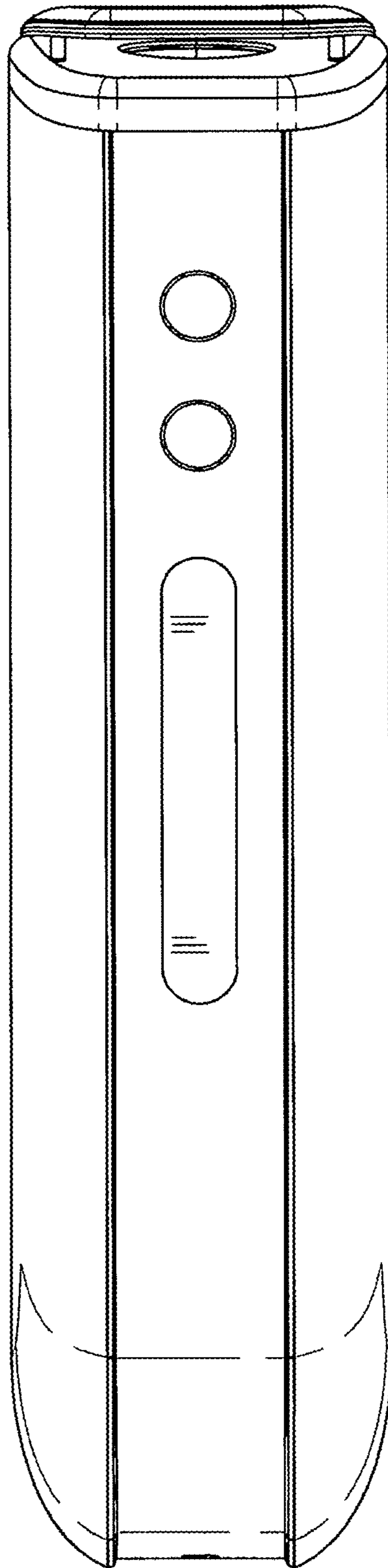


Fig. 3

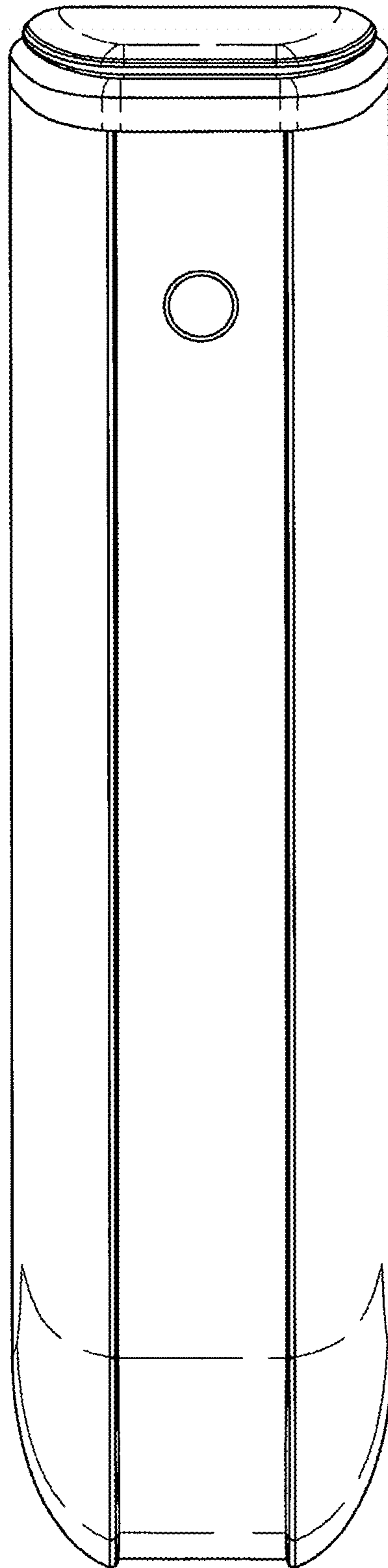


Fig. 4

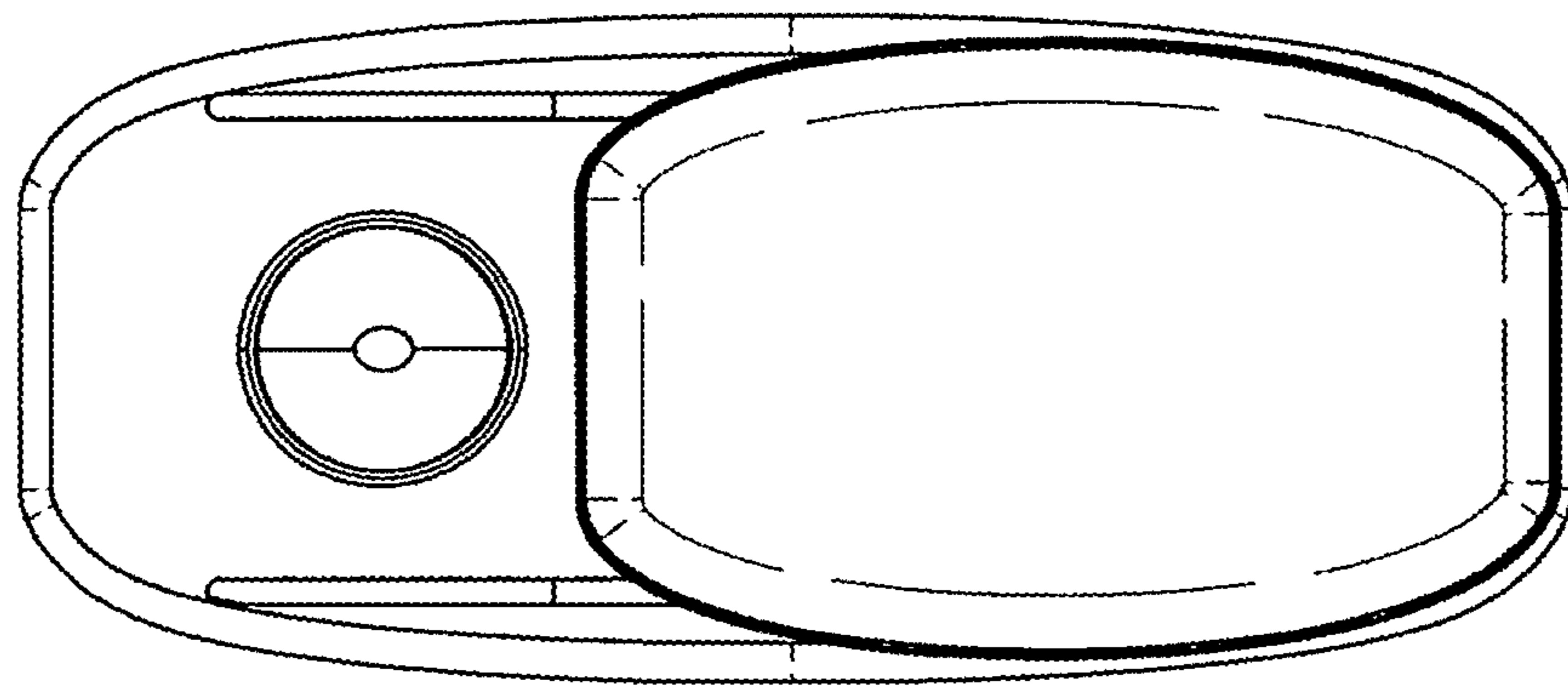


Fig. 5

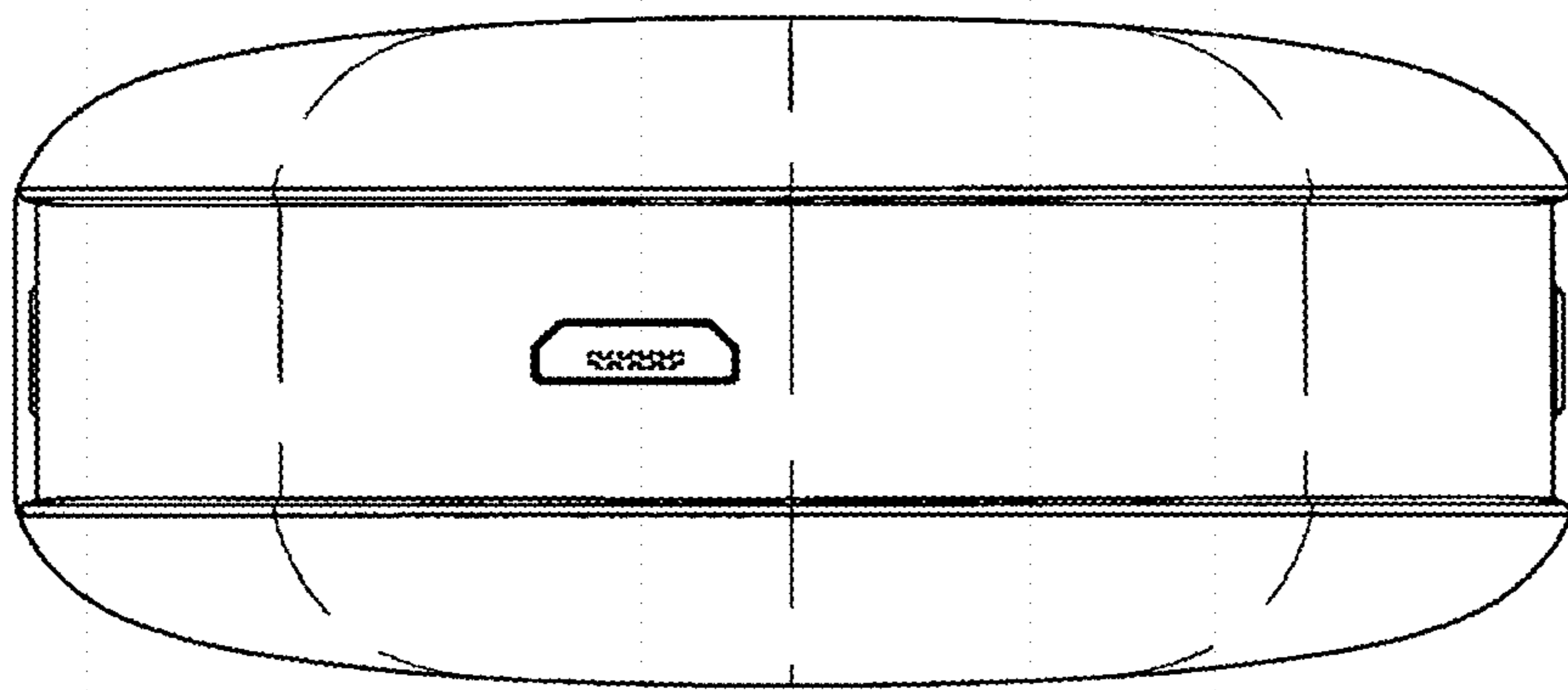


Fig. 6

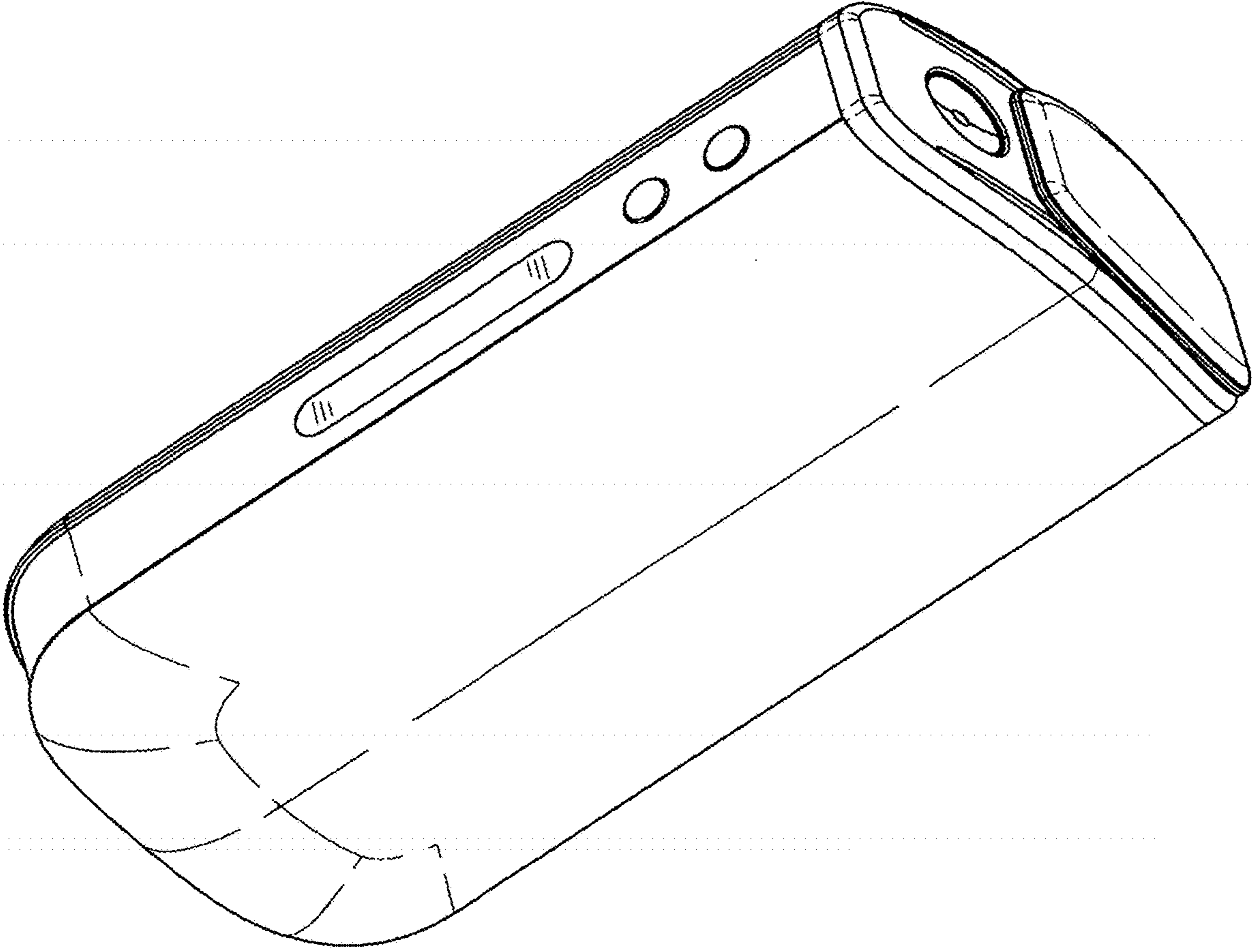


Fig. 7