



US00D898276S

(12) **United States Design Patent** (10) **Patent No.:** **US D898,276 S**  
**Fu** (45) **Date of Patent:** **\*\* \*Oct. 6, 2020**

- (54) **LANTERN**
- (71) Applicant: **RAZ IMPORTS, INC.**, Arlington, TX (US)
- (72) Inventor: **Chen Kong Fu**, Guangdong (CN)
- (73) Assignee: **RAZ IMPORTS, INC.**, Arlington, TX (US)
- (\*) Notice: This patent is subject to a terminal disclaimer.
- (\*\*) Term: **15 Years**
- (21) Appl. No.: **29/659,197**
- (22) Filed: **Aug. 7, 2018**
- (51) **LOC (12) Cl.** ..... **26-99**
- (52) **U.S. Cl.**  
USPC ..... **D26/156; D26/73**
- (58) **Field of Classification Search**  
USPC ..... D26/67, 72, 73, 85, 87, 88, 90, 95, 125, D26/147, 156; D11/111, 125, 133, 149, D11/157; D30/111, 112, 125, 126, 108  
CPC .... F21S 8/03; F21S 8/035; F21S 8/036; F21S 8/043; F21S 8/06; F21S 8/061; F21S 8/063; F21S 13/02; F21S 13/04; F21S 13/10; F21V 21/104; F21W 2121/004; F21W 2131/109; G09F 19/02  
See application file for complete search history.

- D477,890 S \* 7/2003 Cheong ..... D26/67
- 6,691,641 B2 \* 2/2004 Scalf ..... A01K 39/012  
119/429
- D663,063 S \* 7/2012 Yang ..... D26/67
- D664,717 S \* 7/2012 Sabie ..... D30/112
- D681,284 S \* 4/2013 Tu ..... D30/126

**OTHER PUBLICATIONS**

Barn Shaped Lantern Lighted Christmas Snow Globe with Swirling Glitter by RAZ Imports Seasonal at amazon.com as early as Jan. 12, 2020. (Year: 2020).\*

Wood/Metal Barn Lantern Model #74566 at homedepot.com, visited Mar. 26, 2020. (Year: 2020).\*

13.5" Illuminated Barn-Shaped Lantern by Valerie on QVC. Posted on youtube.com Jan. 20, 2020. (Year: 2020).\*

Heirloom Christmas Barn Advent Calendar, Item #61448 at overstock.com, visited Mar. 26, 2020. (Year: 2020).\*

\* cited by examiner

*Primary Examiner* — Clare E Heflin  
(74) *Attorney, Agent, or Firm* — Polsinelli PC

(57) **CLAIM**

I claim the ornamental design for a lantern, as shown and described.

**DESCRIPTION**


FIG. 1 is a perspective view of a lantern, showing my new design;  
 FIG. 2 is a front elevational view thereof;  
 FIG. 3 is a rear elevational view thereof;  
 FIG. 4 is a left side elevational view thereof;  
 FIG. 5 is a right side elevational view thereof;  
 FIG. 6 is a top plan view thereof; and,  
 FIG. 7 is a bottom plan view thereof.  
 Dashed broken lines are for illustrating unclaimed portions of the lantern and/or for illustrating an environment related to the claimed design; the broken lines form no part of the claimed design.

**1 Claim, 5 Drawing Sheets**

(56) **References Cited**

**U.S. PATENT DOCUMENTS**

- D70,188 S \* 5/1926 Rosenblatt ..... D26/73
- D73,590 S \* 10/1927 Wiese ..... D26/95
- D171,488 S \* 2/1954 Borowitz ..... D26/95
- D171,839 S \* 3/1954 Borowitz ..... D26/95
- D173,943 S \* 2/1955 Gamerdinger ..... D26/87
- D187,135 S \* 2/1960 McDonald ..... D30/126
- D234,522 S \* 3/1975 Wooster ..... D30/126
- D328,655 S \* 8/1992 Embree ..... D30/124
- D477,434 S \* 7/2003 Ohai ..... D26/73



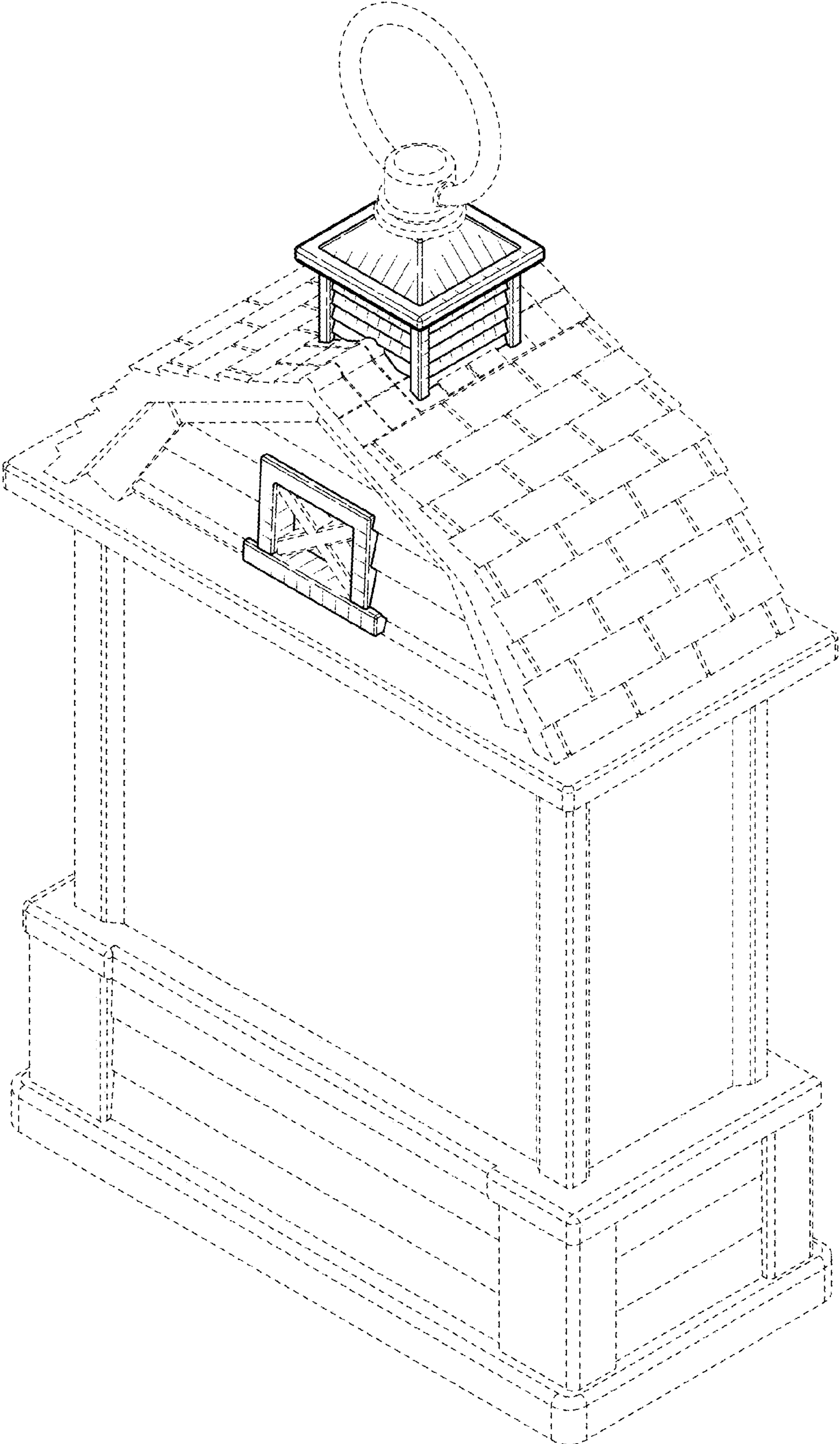


FIG. 1




FIG. 2






FIG. 3

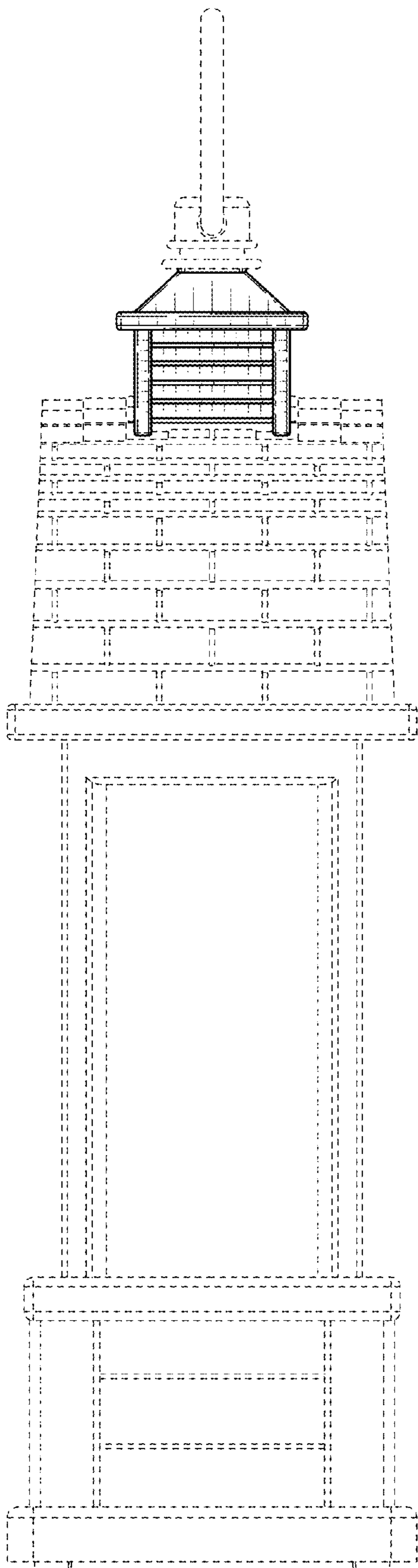


FIG. 4

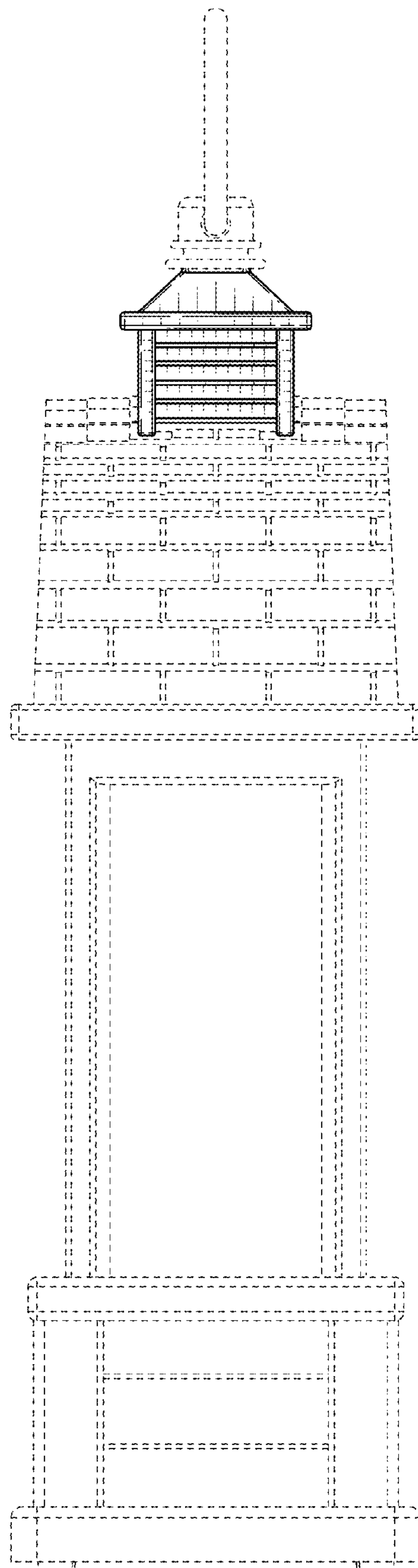


FIG. 5

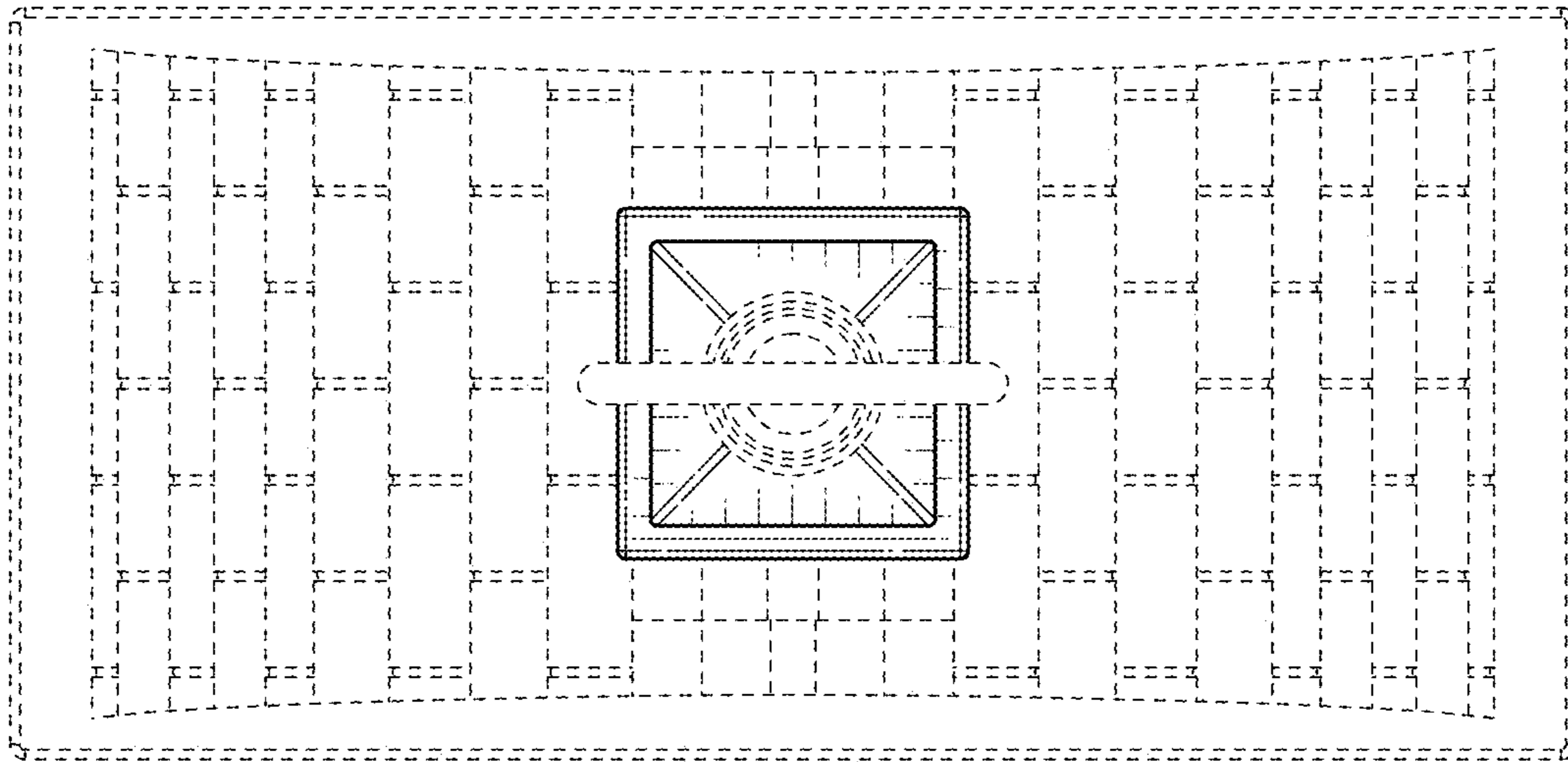


FIG. 6

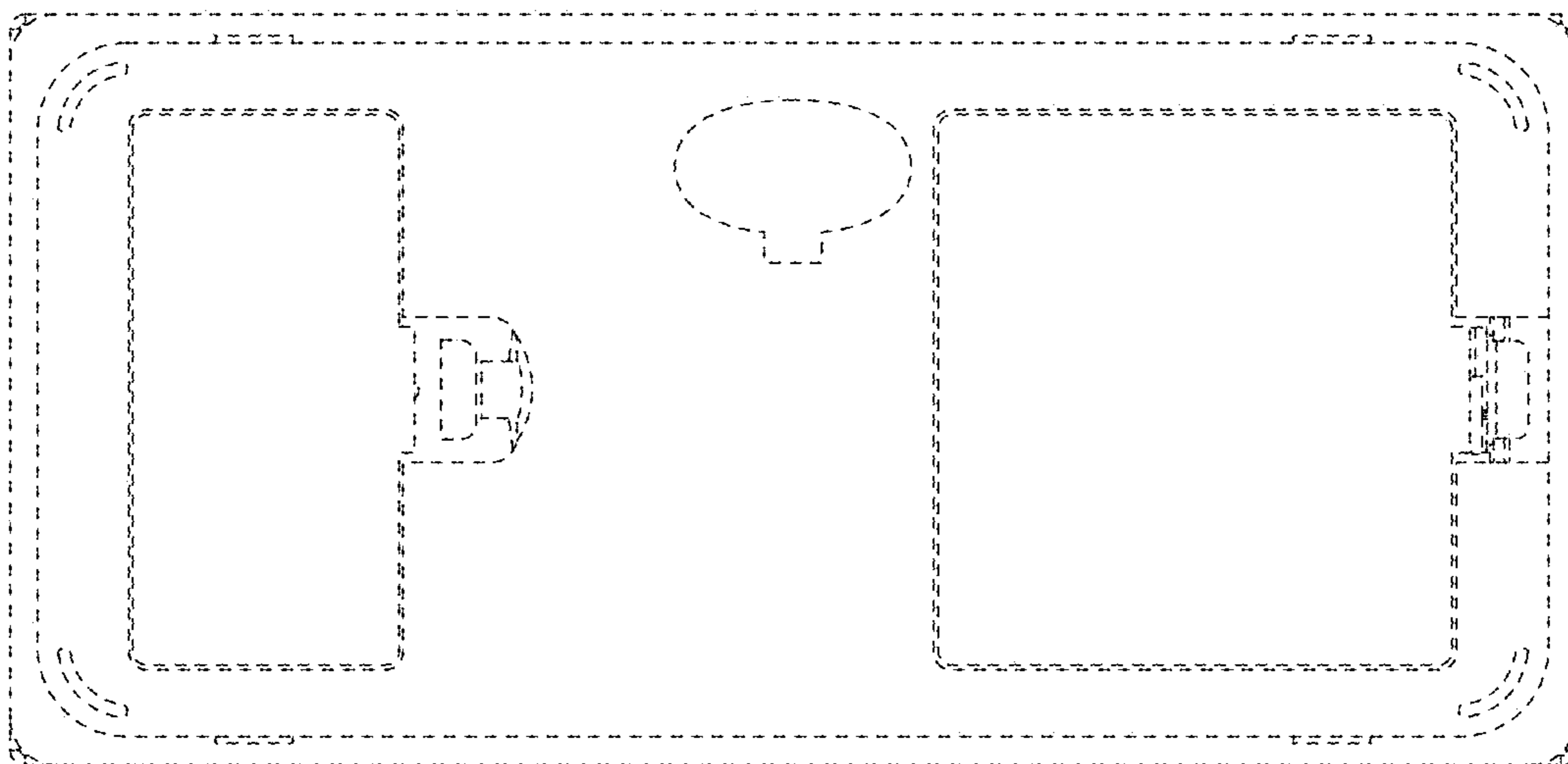


FIG. 7