



US00D898273S

(12) **United States Design Patent** (10) **Patent No.:** **US D898,273 S**  
**Kuehne et al.** (45) **Date of Patent:** **\*\* Oct. 6, 2020**

(54) **VEHICLE HEADLAMP**

- (71) Applicant: **Harley-Davidson Motor Company Group, LLC**, Milwaukee, WI (US)
- (72) Inventors: **Tyler Kuehne**, Milwaukee, WI (US); **Michael Decaluwe**, Jackson, WI (US); **Casey Ketterhagen**, Hartland, WI (US); **Ben McGinley**, Glendale, WI (US)
- (73) Assignee: **Harley-Davidson Motor Company Group, LLC**, Milwaukee, WI (US)

(\*\*) Term: **15 Years**

(21) Appl. No.: **29/691,358**

(22) Filed: **May 15, 2019**

(51) **LOC (12) Cl.** ..... **26-99**

(52) **U.S. Cl.**  
USPC ..... **D26/139**

(58) **Field of Classification Search**  
USPC ..... D26/28-36, 139  
CPC ..... F21S 48/00; F21S 48/10; F21S 48/115;  
F21S 48/225; F21S 48/1233; F21S  
48/1266; F21S 48/1388; F21S 48/2268;  
F21V 21/04; B60Q 9/13; B60Q 9/135;  
B60Q 9/1375

See application file for complete search history.

(56) **References Cited**

**U.S. PATENT DOCUMENTS**

D469,213 S *	1/2003	Huang	.....	D26/139
D523,168 S *	6/2006	Reed	.....	D26/139
D724,255 S *	3/2015	Herbin	.....	D26/139

**OTHER PUBLICATIONS**

Harley Davidson, "CES 2019:Harley-Davidson New Concepts and Livewire Motorcycle", Webpage: <https://www.totalmotorcycle.com/ces-2019-harley-davidson-electrifies-the-future-with-new-concepts-and-livewire-motorcycle/>, May 9, 2019.

Harley Davidson, "Electric Motorcycles Harley Davidson USA", Webpage: <https://www.harley-davidson.com/us/en/motorcycles/future-vehicles/electric.html>, May 9, 2019.

Societa Piemontese Automobili, "SPA Bicicletto Electric Bike Looks Amazing, but the Price Is Painful", Webpage: <https://www.autoevolution.com/news/spa-bicicletto-electric-bike-looks-amazing-but-the-price-is-painful-video-photo-gallery-93695.html>, Mar. 25, 2015.

\* cited by examiner

*Primary Examiner* — Marcus A Jackson

(74) *Attorney, Agent, or Firm* — Michael Best & Friedrich LLP

(57) **CLAIM**

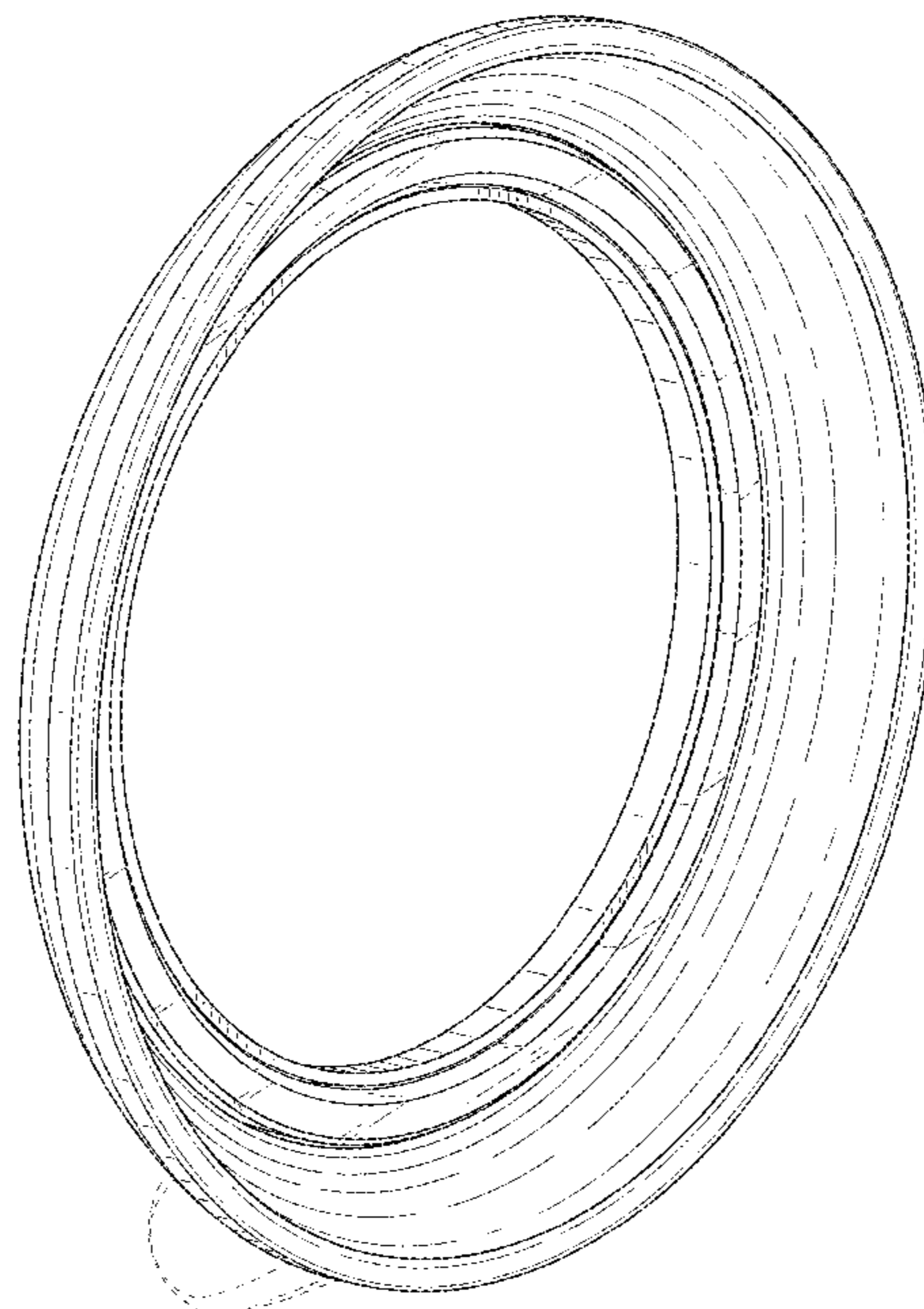
We claim the ornamental design for a vehicle headlamp, as shown and described.

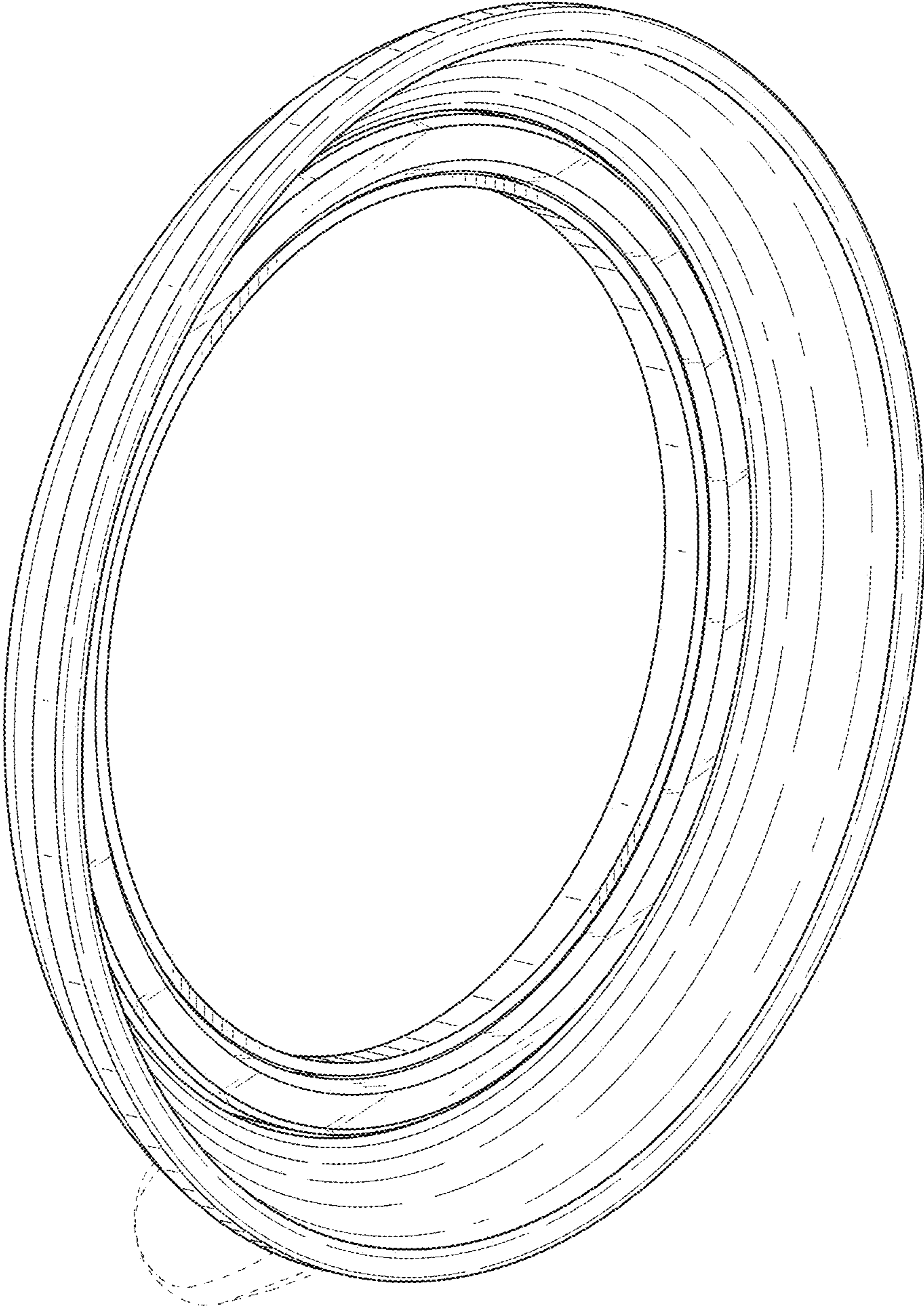
**DESCRIPTION**

FIG. 1 is a perspective view of a vehicle headlamp;  
 FIG. 2 is a left side view thereof;  
 FIG. 3 is a right side view thereof;  
 FIG. 4 is a front view thereof;  
 FIG. 5 is a rear view thereof;  
 FIG. 6 is a top view thereof;  
 FIG. 7 is a bottom view thereof; and,  
 FIG. 8 is a perspective view of the vehicle headlamp on a vehicle.

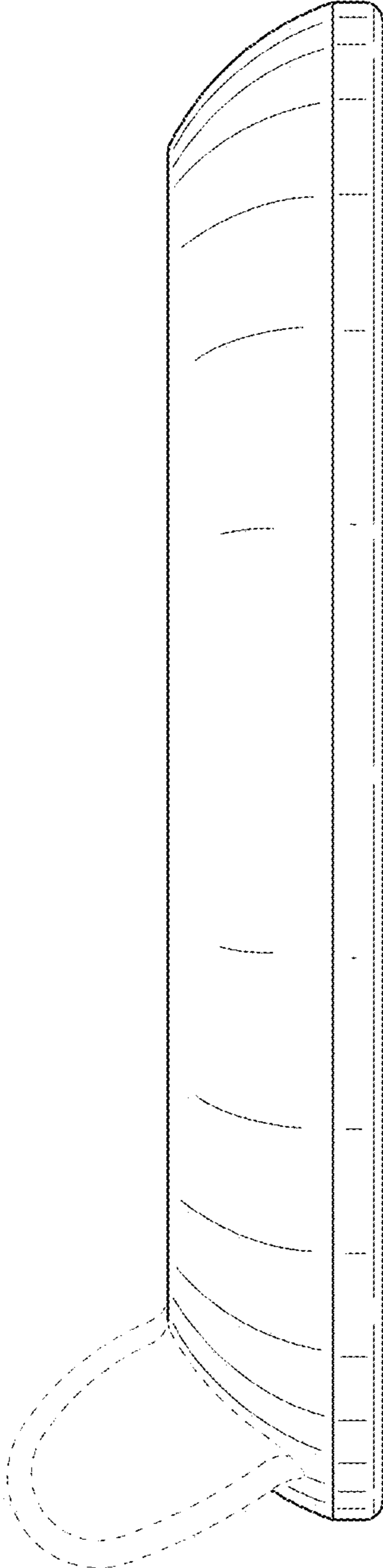
The broken lines are included for the purpose of showing environment and portions of the vehicle headlamp that form no part of the claimed design.

**1 Claim, 6 Drawing Sheets**

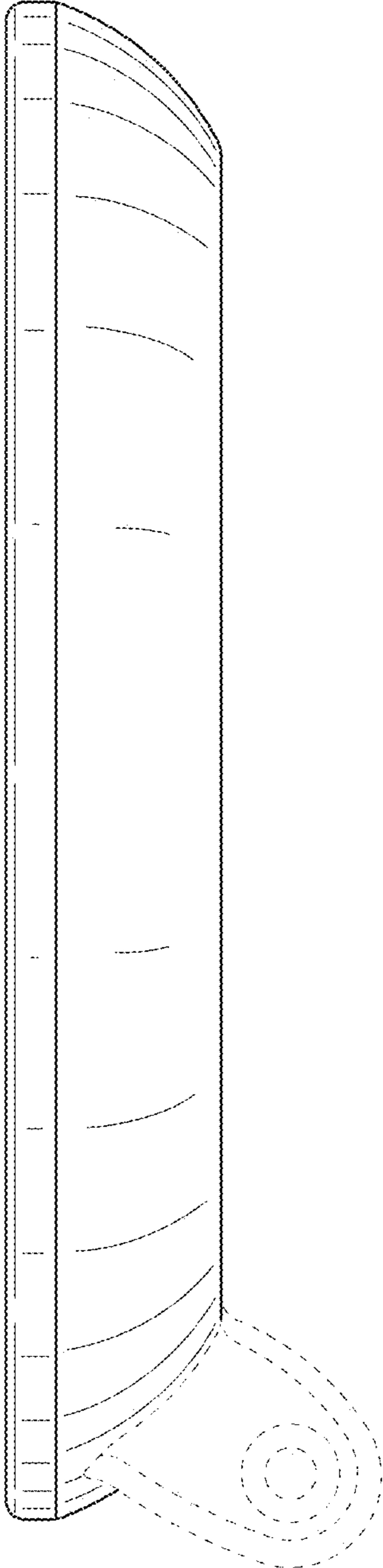




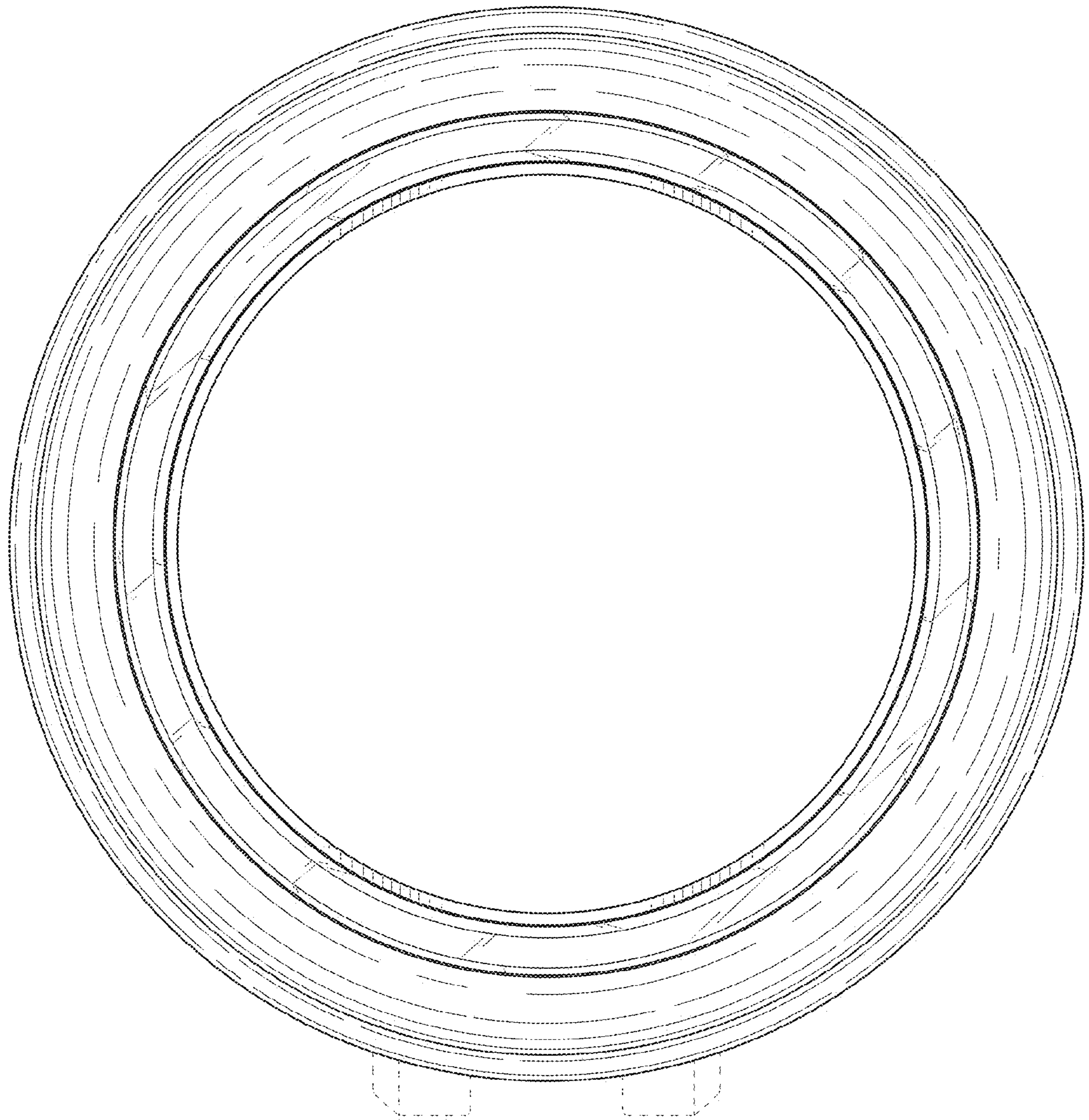
**FIG. 1**



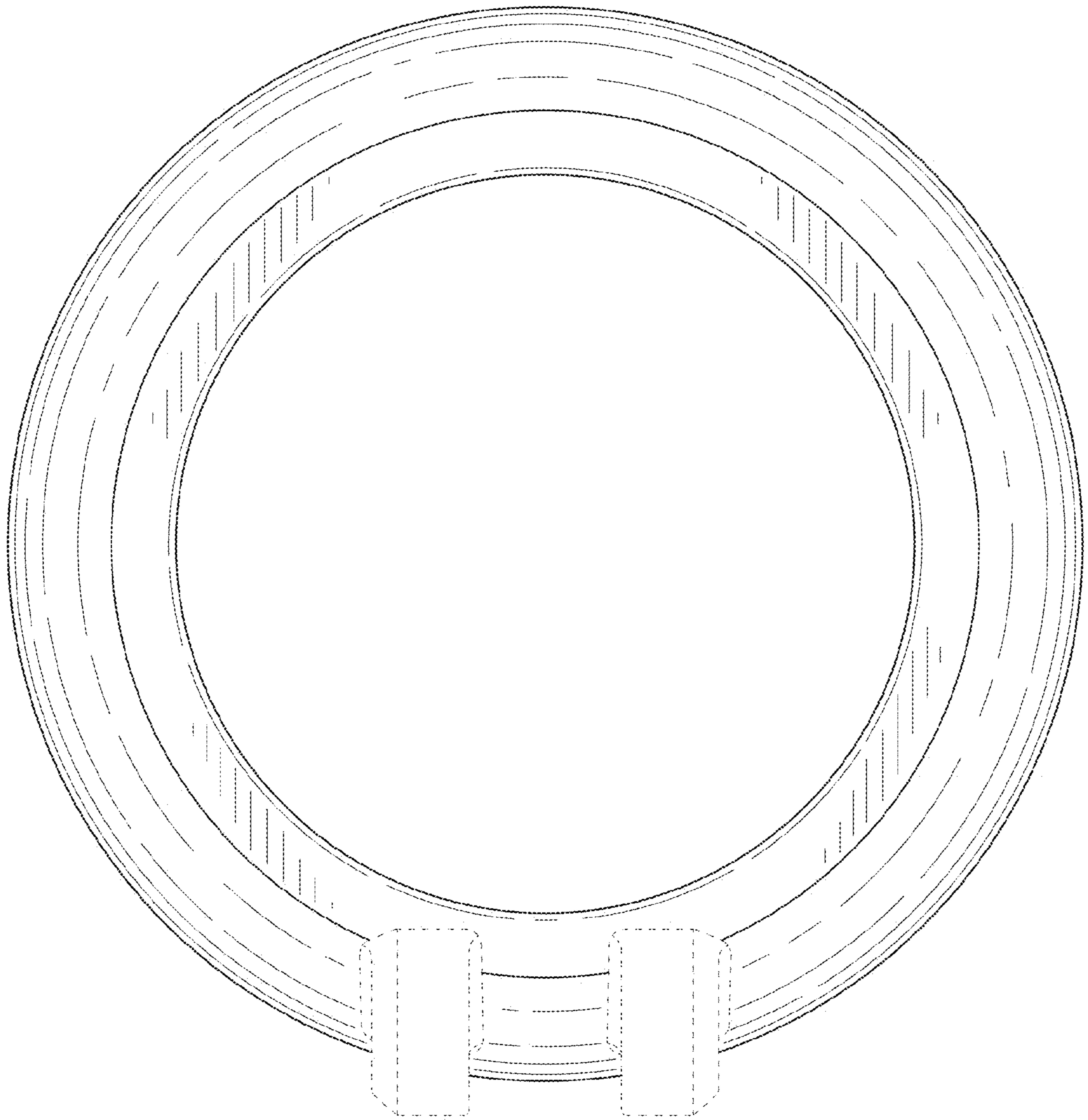
**FIG. 2**




**FIG. 3**



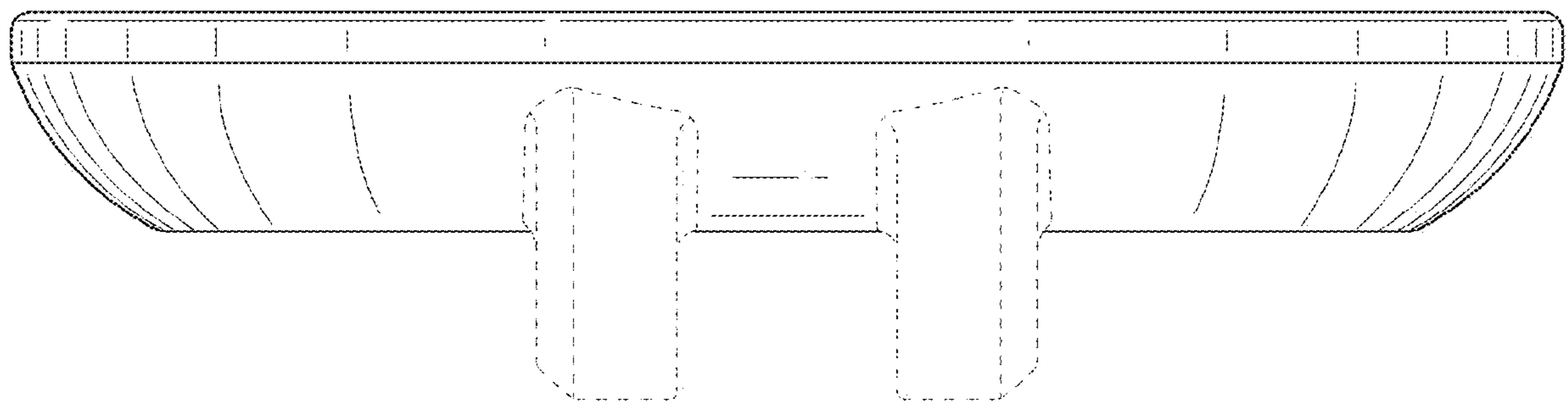
**FIG. 4**



**FIG. 5**



**FIG. 6**



**FIG. 7**

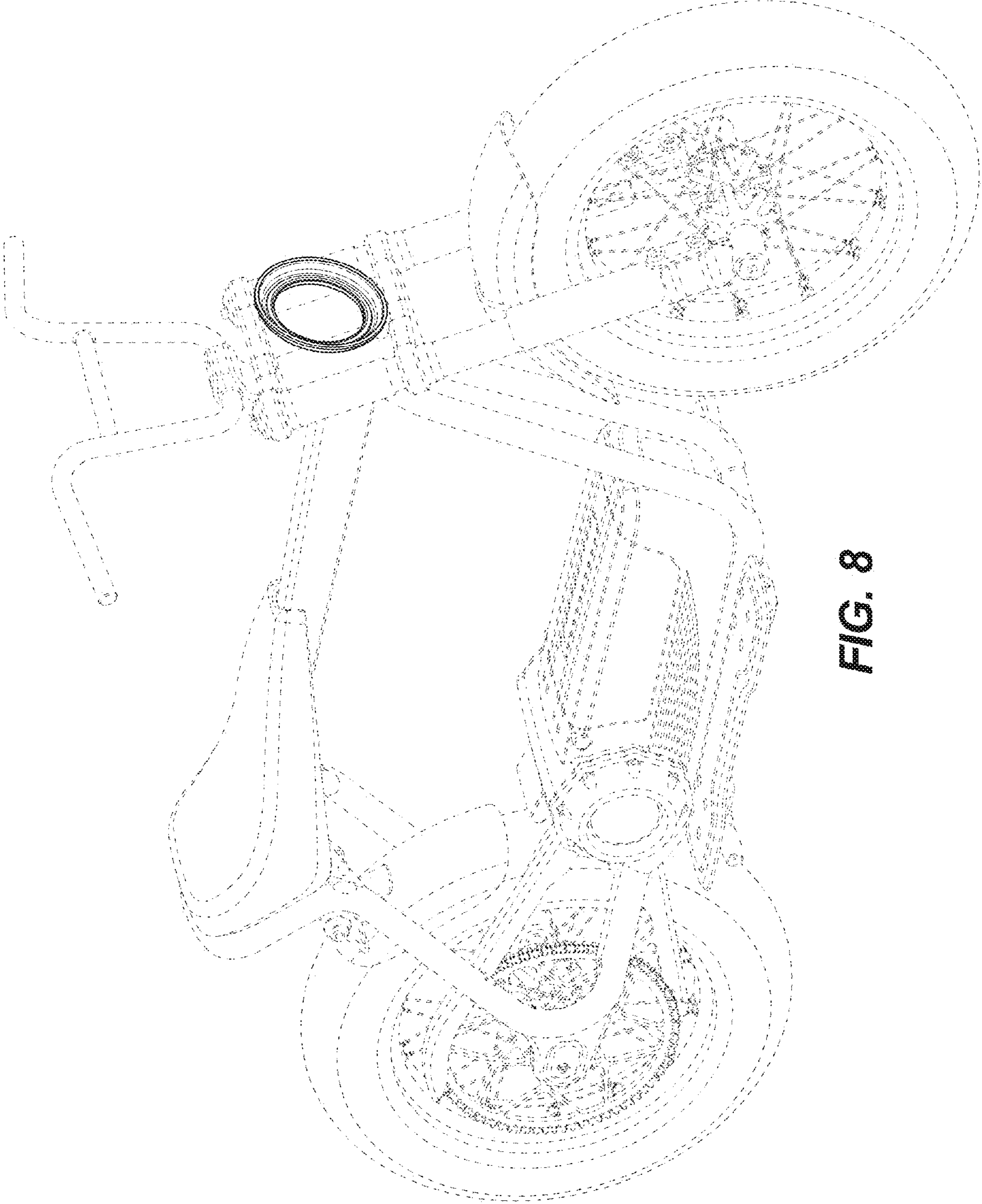


FIG. 8