



US00D898253S

(12) **United States Design Patent** (10) **Patent No.:** **US D898,253 S**
Wang et al. (45) **Date of Patent:** **** Oct. 6, 2020**

(54) **CONTAINER**

(56) **References Cited**

(71) Applicant: **INTERCONTINENTAL GREAT BRANDS LLC**, East Hanover, NJ (US)
(72) Inventors: **Yan Wang**, Suzhou (CN); **Richard Welburn**, Ringwood (AU); **Melanie A. Yates**, Melbourne (AU)
(73) Assignee: **INTERCONTINENTAL GREAT BRANDS LLC**, East Hanover, NJ (US)

U.S. PATENT DOCUMENTS

D538,880 S	*	3/2007	Duston	D22/123
D563,585 S	*	3/2008	Lee	D26/67
D564,690 S	*	3/2008	Chung	D26/67
D580,084 S	*	11/2008	Walsh	D26/68
D629,949 S	*	12/2010	Ho	D26/67
D666,758 S	*	9/2012	Ho	D26/67
D756,545 S	*	5/2016	Goodsell	D26/9

* cited by examiner

(**) Term: **15 Years**

Primary Examiner — Abraham Bahta

(21) Appl. No.: **29/674,169**

(74) *Attorney, Agent, or Firm* — Cantor Colburn LLP

(22) Filed: **Dec. 19, 2018**

(51) **LOC (12) Cl.** **26-02**

(57) **CLAIM**

(52) **U.S. Cl.**
USPC **D26/37**

The ornamented design for a container, as shown and described.

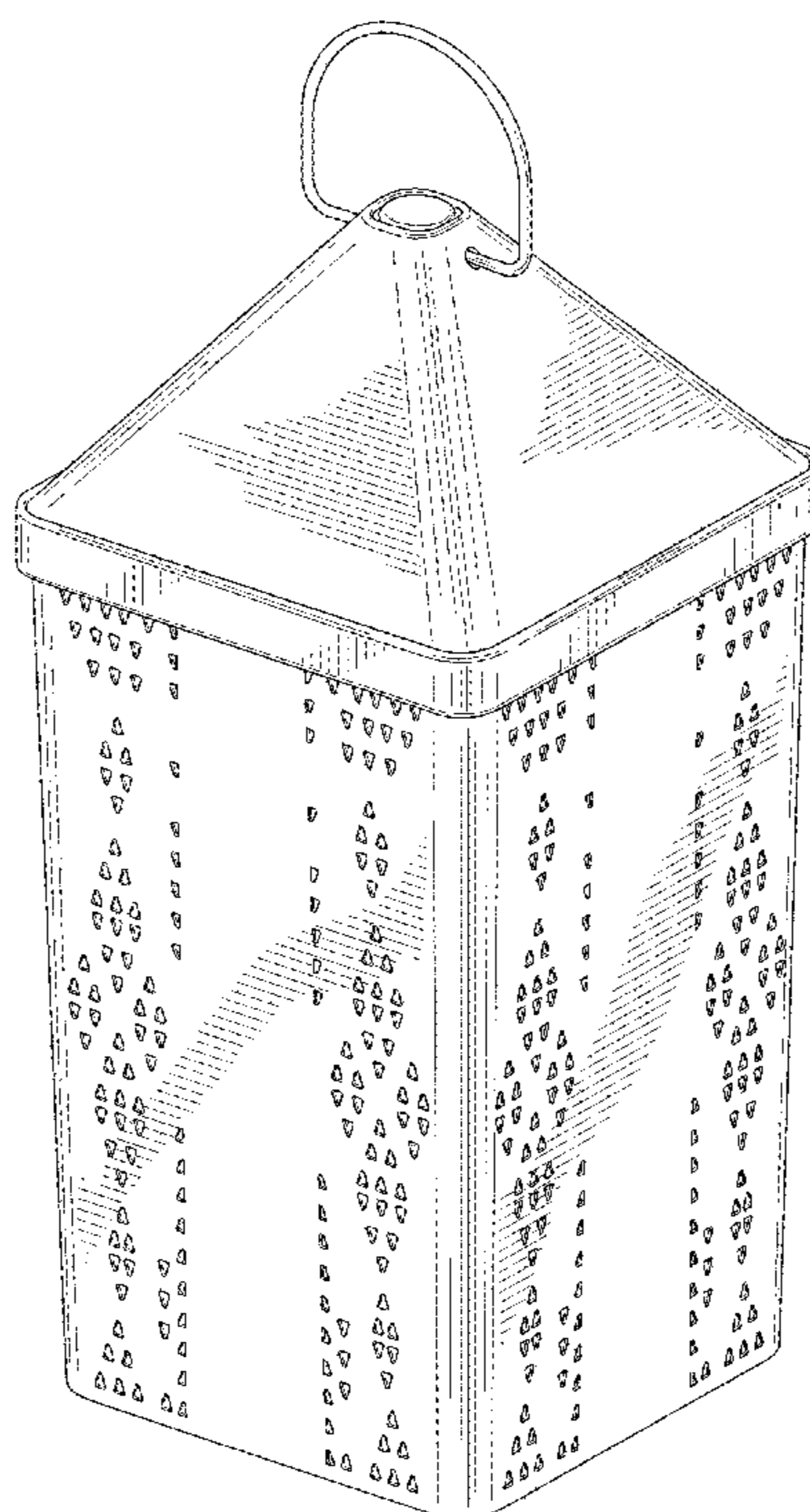
(58) **Field of Classification Search**
USPC D26/1, 24, 25, 43, 60, 110, 113, 28, 37, D26/61, 85, 102, 138-140; 362/249.14, 362/311.02, 311.13, 147, 101, 163, 461, 362/183, 185, 431; D11/143-156, 164
CPC F21S 4/00; F21S 4/10; F21S 4/15; F21S 4/26; F21S 2/00; F21S 8/063; F21S 8/065; F21S 8/06; F21V 17/10; F21V 17/16; F21V 21/008; F21V 21/00; F21V 21/08; F21V 23/00; F21V 23/04; F21V 33/00; F21V 33/004; F21W 2121/00; F21W 2121/04; F21Y 2115/10; F21L 4/00; F21L 4/02; F21L 4/04; F21L 4/08; F23D 3/16; A61L 9/02; A61L 9/03; A61L 9/035; A61L 9/00; A61L 9/012; A61L 9/12; A61L 2209/12

DESCRIPTION

FIG. 1 is a perspective view of a container, showing our new design;
FIG. 2 is a front view of the embodiment shown in FIG. 1;
FIG. 3 is a back view of the embodiment shown in FIG. 1;
FIG. 4 is a side view of the embodiment shown in FIG. 1;
FIG. 5 is another side view of the embodiment shown in FIG. 1;
FIG. 6 is a top view of the embodiment shown in FIG. 1; and,
FIG. 7 is a bottom view of the embodiment shown in FIG. 1.

See application file for complete search history.

1 Claim, 6 Drawing Sheets



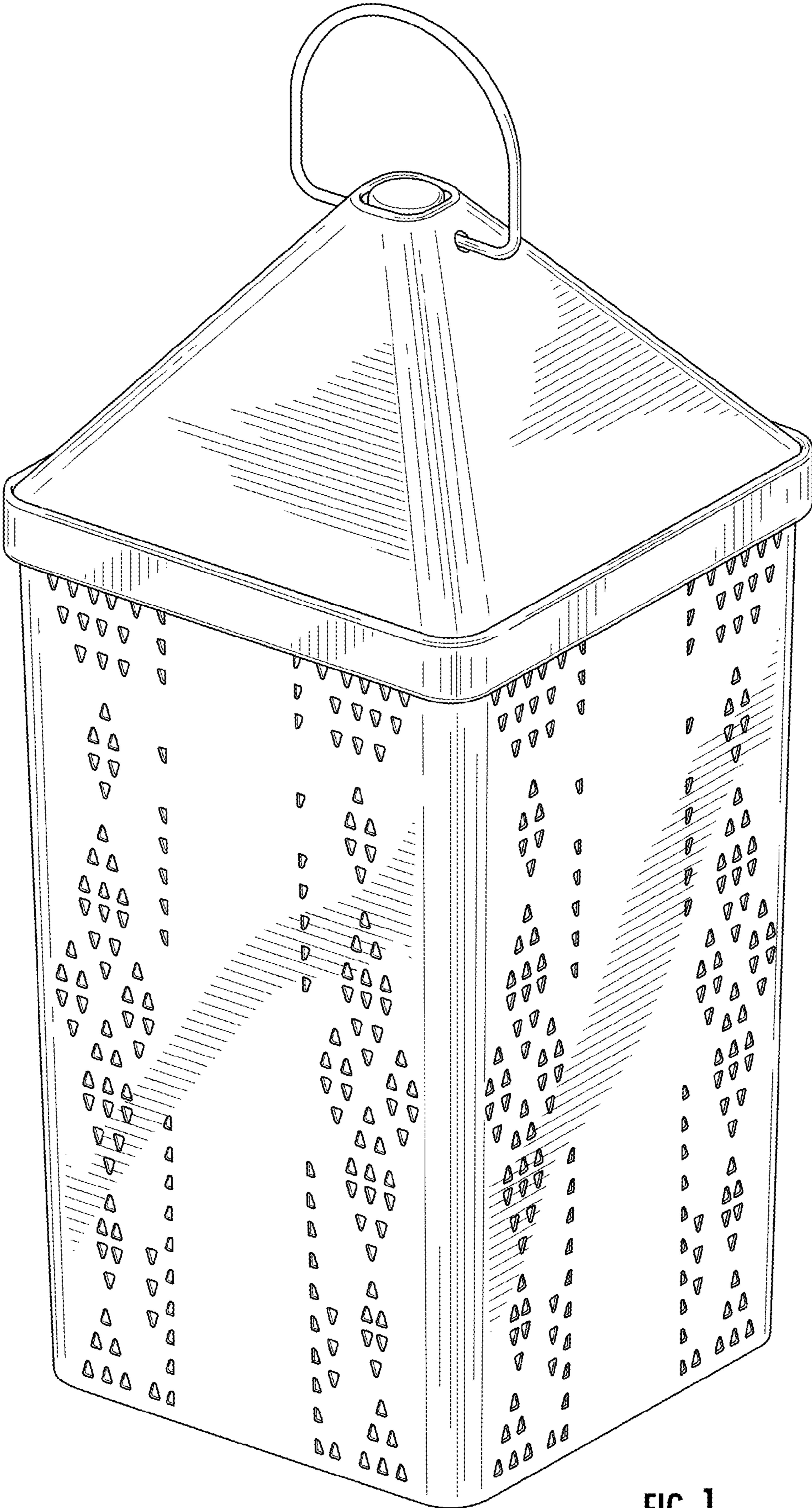


FIG. 1

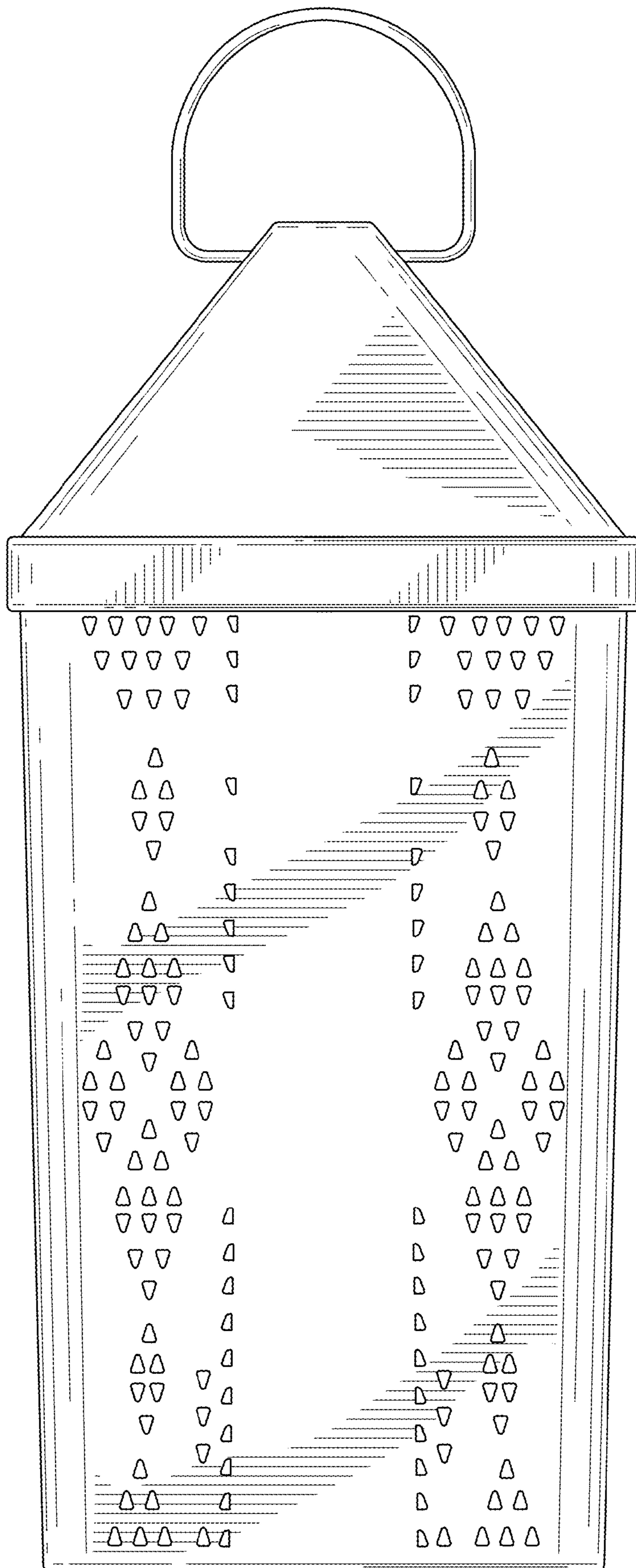


FIG. 2

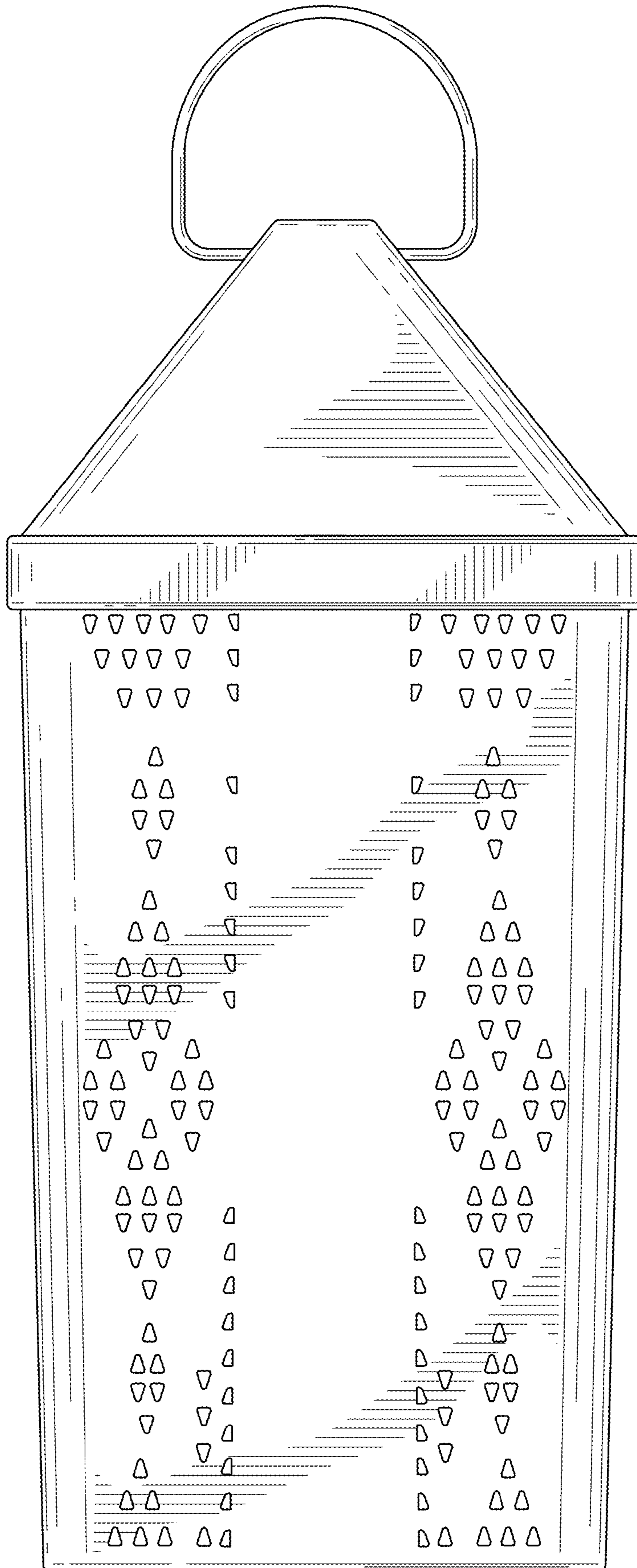


FIG. 3

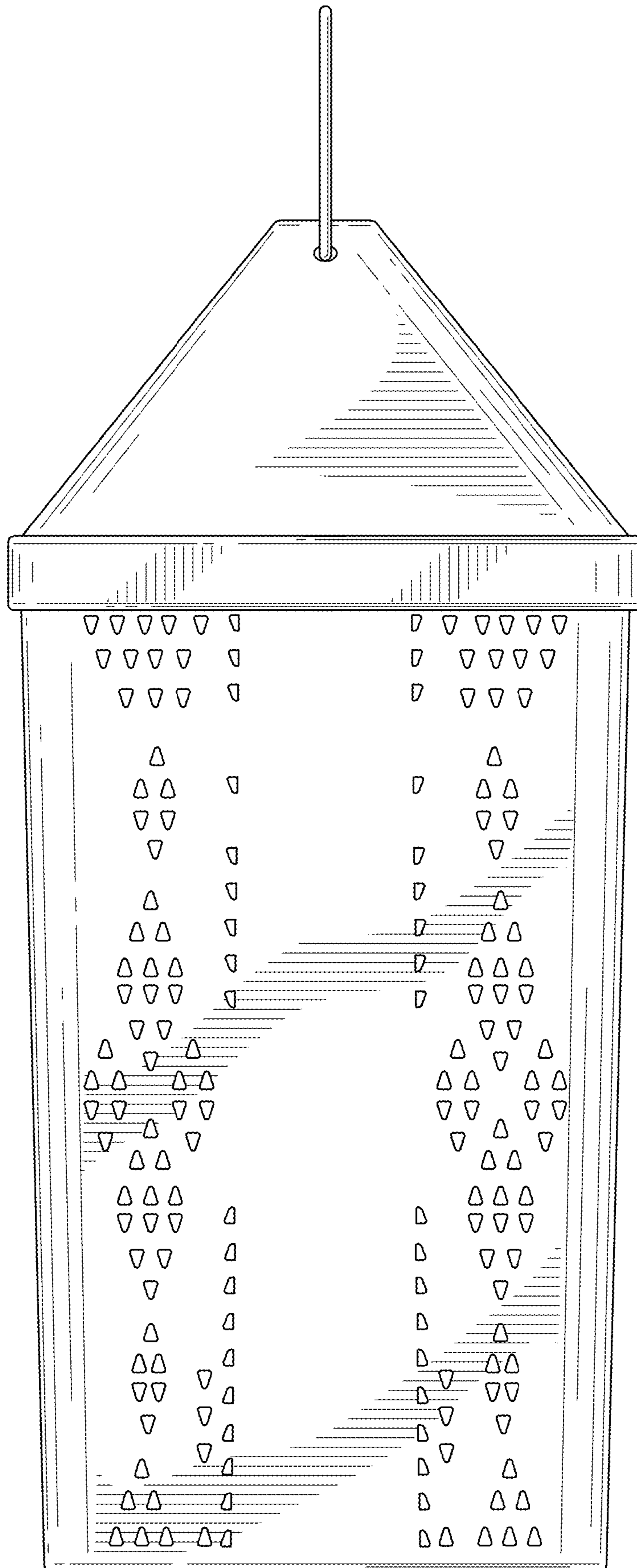


FIG. 4

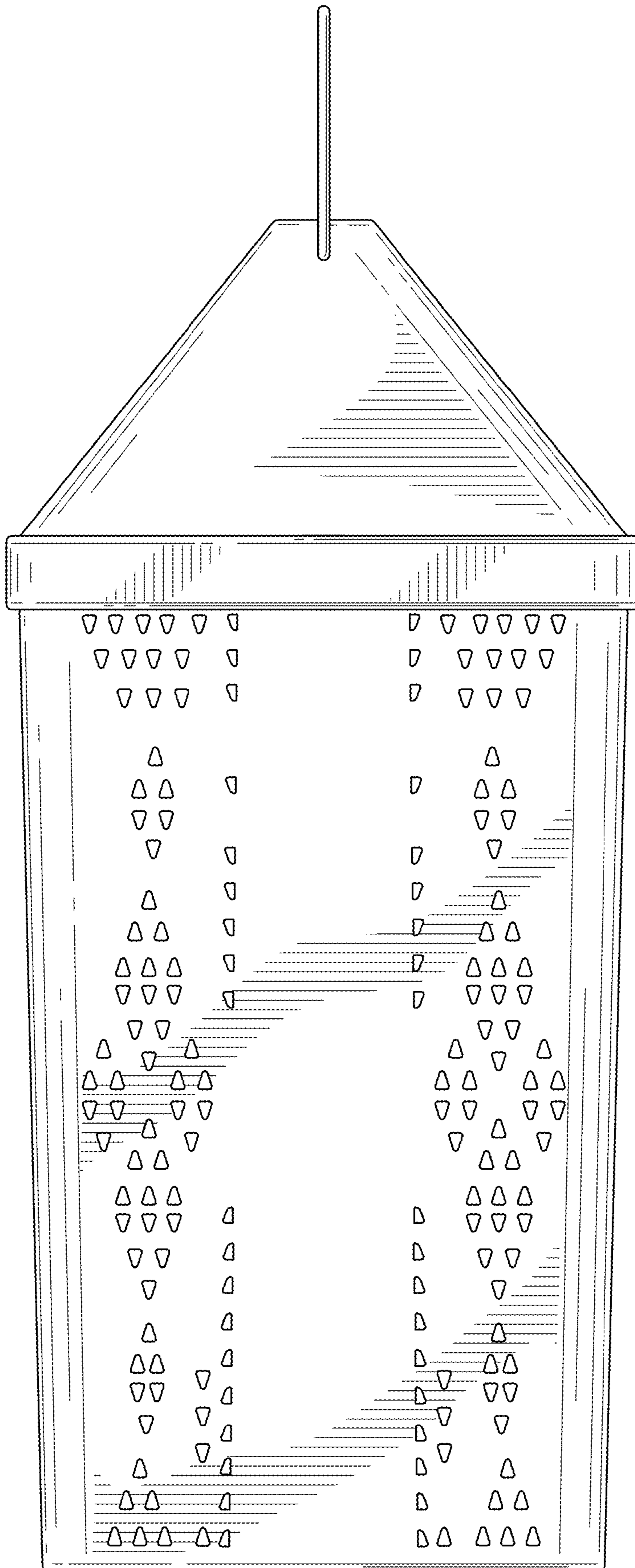


FIG. 5

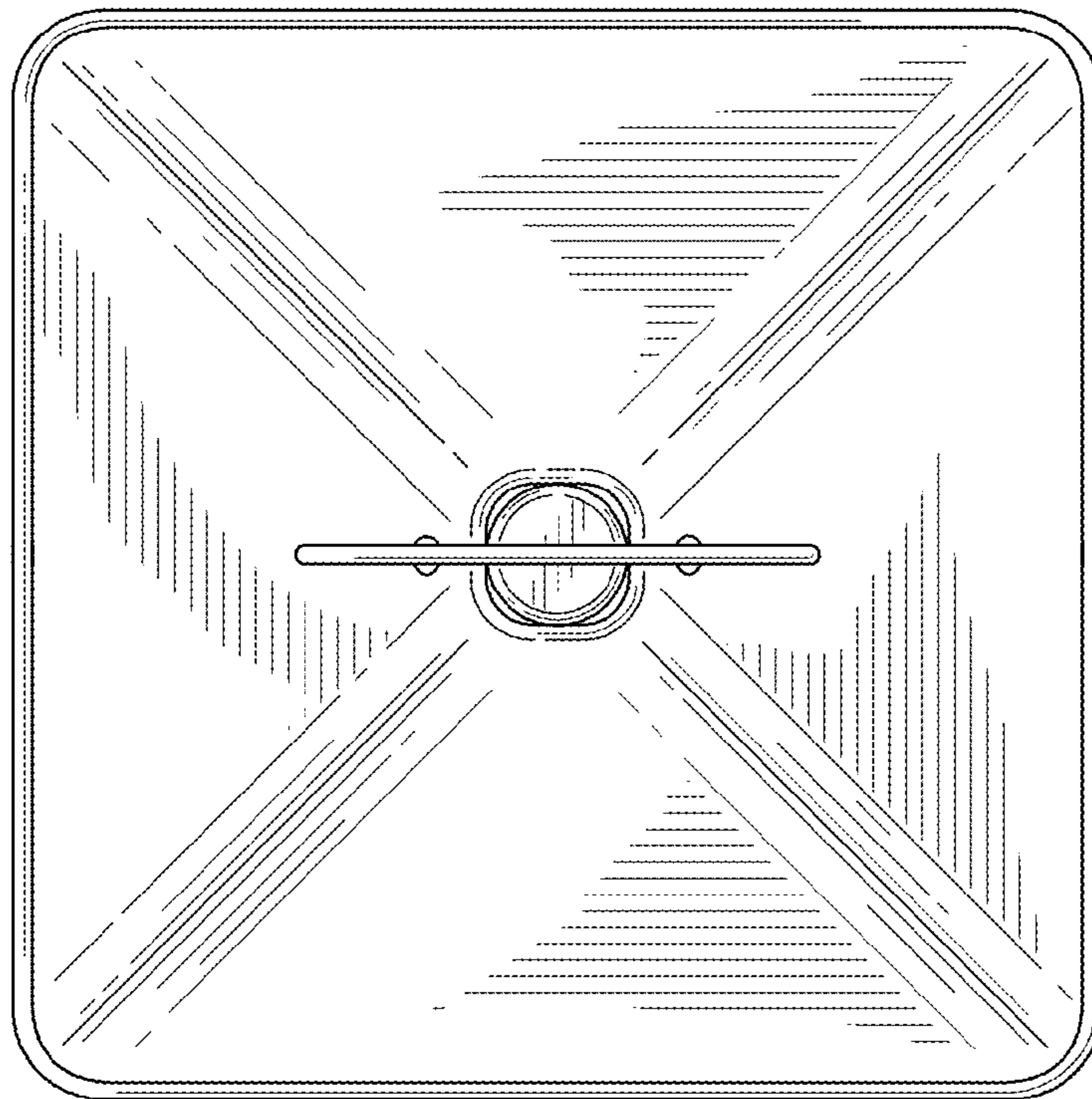


FIG. 6




FIG. 7