



US00D898229S

(12) **United States Design Patent** (10) **Patent No.:** **US D898,229 S**  
**Port** (45) **Date of Patent:** **\*\* Oct. 6, 2020**

(54) **TRELLIS**  
(71) Applicant: **Brian T. Port**, Columbus, OH (US)  
(72) Inventor: **Brian T. Port**, Columbus, OH (US)  
(\*\*) Term: **15 Years**

D571,931 S \* 6/2008 Doyle ..... D25/100  
D581,547 S \* 11/2008 Doyle ..... D25/100  
D827,155 S \* 8/2018 Lawson ..... D25/101  
D845,514 S \* 4/2019 Lawson ..... D25/100  
D848,027 S \* 5/2019 Lawson ..... D25/38.1

(21) Appl. No.: **29/681,793**  
(22) Filed: **Feb. 28, 2019**  
(51) **LOC (12) Cl.** ..... **25-02**  
(52) **U.S. Cl.**  
USPC ..... **D25/100**  
(58) **Field of Classification Search**  
USPC ..... D6/332, 405; D11/143, 144, 149, 151,  
D11/164; D25/38.1, 40, 45, 100, 101,  
D25/138, 149, 152, 153, 157-162  
CPC ..... A01G 9/12; A01G 17/06; A01G 29/00;  
Y10T 403/60; Y10T 403/606  
See application file for complete search history.

**OTHER PUBLICATIONS**

Garden Accents Elegant Curved Trellis at Lowes.com <https://www.lowes.com/pd/Garden-Accents-Elegant-Curved-Trellis-48-in-H/1000489835> Oct. 3, 2018 (Year: 2018).\*

\* cited by examiner

*Primary Examiner* — Leanne Was-Englehart

(56) **References Cited**  
U.S. PATENT DOCUMENTS

D305,800 S \* 1/1990 Mottmiller ..... D25/100  
D440,321 S \* 4/2001 Jones ..... D25/100  
D441,096 S \* 4/2001 Jones ..... D25/100  
D465,290 S \* 11/2002 Griffith ..... D25/100  
D466,226 S \* 11/2002 Griffith ..... D25/100  
D511,843 S \* 11/2005 Lile ..... D25/100  
D566,857 S \* 4/2008 Doyle ..... D25/100  
D569,996 S \* 5/2008 Zhu ..... D25/100


(57) **CLAIM**

I claim the ornamental design for a trellis, as shown and described.

**DESCRIPTION**

FIG. 1 is a front view of a trellis showing my new design;  
FIG. 2 is a rear elevational view thereof;  
FIG. 3 is a first side view thereof;  
FIG. 4 is a second side elevational view as seen from the side opposite of that of FIG. 3;  
FIG. 5 is a top view thereof;  
FIG. 6 is a bottom view thereof; and,  
FIG. 7 is a perspective view thereof.

**1 Claim, 4 Drawing Sheets**






FIG.1




FIG.2



FIG.3



FIG.4




FIG.5




FIG.6




FIG.7