



US00D898226S

(12) **United States Design Patent** (10) **Patent No.:** **US D898,226 S**
Ege et al. (45) **Date of Patent:** **** Oct. 6, 2020**

(54) **BI-FOLD DOOR FACING SYSTEM**

(56) **References Cited**

(71) Applicant: **MASONITE CORPORATION**,
Tampa, FL (US)

U.S. PATENT DOCUMENTS

(72) Inventors: **Patrick C. Ege**, Westmont, IL (US);
Dale Di Iulio, Saukville, WI (US)

D509,303 S * 9/2005 Walsh D25/138
D528,666 S * 9/2006 Walsh D25/138
D598,133 S * 8/2009 Davina D25/48.3
D649,262 S * 11/2011 Walsh D25/48.1
2004/0103615 A1* 6/2004 Lynch E06B 3/7001
52/784.1

(73) Assignee: **Masonite Corporation**, Tampa, FL
(US)

* cited by examiner

(**) Term: **15 Years**

Primary Examiner — Leanne Was-Englehart

(21) Appl. No.: **29/661,002**

(74) *Attorney, Agent, or Firm* — Berenato & White, LLC

(22) Filed: **Aug. 23, 2018**

(57) **CLAIM**

Related U.S. Application Data

The ornamental design for bi-fold door facing system, as shown and described.

(63) Continuation of application No. 15/794,404, filed on
Oct. 26, 2017, now abandoned.

(51) **LOC (12) Cl.** **25-02**

DESCRIPTION

(52) **U.S. Cl.**
USPC **D25/48.3**

(58) **Field of Classification Search**
USPC D25/48.1, 48.3, 48.4, 48.5, 138; D6/703,
D6/703.1, 703.2

FIG. 1 is a front perspective view of a bi-fold door facing system according to a first version of our design;
FIG. 2 is a front elevational view;
FIG. 3 is a front perspective view of a bi-fold door facing system according to a second version of our design; and,
FIG. 4 is a front elevational view.

CPC E06B 3/58; E06B 3/72; E06B 3/78; E06B
3/485; E06B 3/4636; E06B 3/5892; E06B
3/7001; E06B 2003/7044; E06B
2003/7048; E06B 1/04; E06B 1/006;
E06B 1/524; E06B 5/00; E04C 2/36

The broken lines depict portions of the bi-fold door facing system and are not part of the claimed design.

See application file for complete search history.

1 Claim, 4 Drawing Sheets



FIG. 1




FIG. 2




FIG. 3




FIG. 4

