



US00D898219S

(12) **United States Design Patent** (10) **Patent No.:** **US D898,219 S**  
**Xie** (45) **Date of Patent:** **\*\* Oct. 6, 2020**

(54) **HANDHELD UV SANITIZER LAMP**

(71) Applicant: **Fanzhida Technology (Shenzhen) Co., Ltd.**, Shenzhen (CN)

(72) Inventor: **Zhen Xie**, Guangdong Province (CN)

(73) Assignee: **Fanzhida Technology (Shenzhen) Co., Ltd.**, Shenzhen (CN)

(\*\*) Term: **15 Years**

(21) Appl. No.: **29/732,398**

(22) Filed: **Apr. 23, 2020**

(30) **Foreign Application Priority Data**

Mar. 30, 2020 (CN) ..... 2020 3 0116507

(51) **LOC (12) Cl.** ..... **24-01**

(52) **U.S. Cl.**  
USPC ..... **D24/217**

(58) **Field of Classification Search**

USPC ..... D24/216, 217, 218, 219, 231, 232;  
D32/1, 25; D26/37, 38, 50

CPC ..... A61L 2/26; A61L 2/24; A61L 2/17; A61L 2/18; A61L 2/025; A61L 2202/122; A61L 2202/10; A61L 2202/11; A61L 2202/14; A61L 2202/23; A61L 2202/24; A61L 2202/182; A61L 2/0047; A61L 2/0052; A61L 2/0058; A61L 2/10; A61L 2202/25

See application file for complete search history.

(56) **References Cited**

**U.S. PATENT DOCUMENTS**

D485,364 S \* 1/2004 Lee ..... D24/217  
7,888,657 B1 \* 2/2011 Zadro ..... A61L 2/10  
250/455.11

D652,529 S \* 1/2012 Eum ..... D24/217  
D655,012 S \* 2/2012 Nanda ..... D26/37  
D691,310 S \* 10/2013 Zhou ..... D26/37  
D770,675 S 11/2016 Dietel  
D841,180 S \* 2/2019 Latchman-Bloom ..... D24/217  
D846,142 S \* 4/2019 Yellen ..... D24/217  
D861,937 S 10/2019 Hu  
D870,313 S \* 12/2019 Ou Yang ..... D24/217  
D872,911 S 1/2020 Chen  
D882,102 S \* 4/2020 Shenfarber ..... D24/209  
2008/0260601 A1 \* 10/2008 Lyon ..... A61L 2/10  
422/186.3

\* cited by examiner

*Primary Examiner* — Anhdao Doan

(74) *Attorney, Agent, or Firm* — ScienBiziP, P.C.

(57) **CLAIM**

The ornamental design for a handheld UV sanitizer lamp, as shown and described.

**DESCRIPTION**

FIG. 1 is a front perspective view of a handheld UV sanitizer lamp, showing my design.

FIG. 2 is a back and bottom perspective view thereof.

FIG. 3 is a front elevation view thereof.

FIG. 4 is a rear elevation view thereof.

FIG. 5 is a left side elevation view thereof.

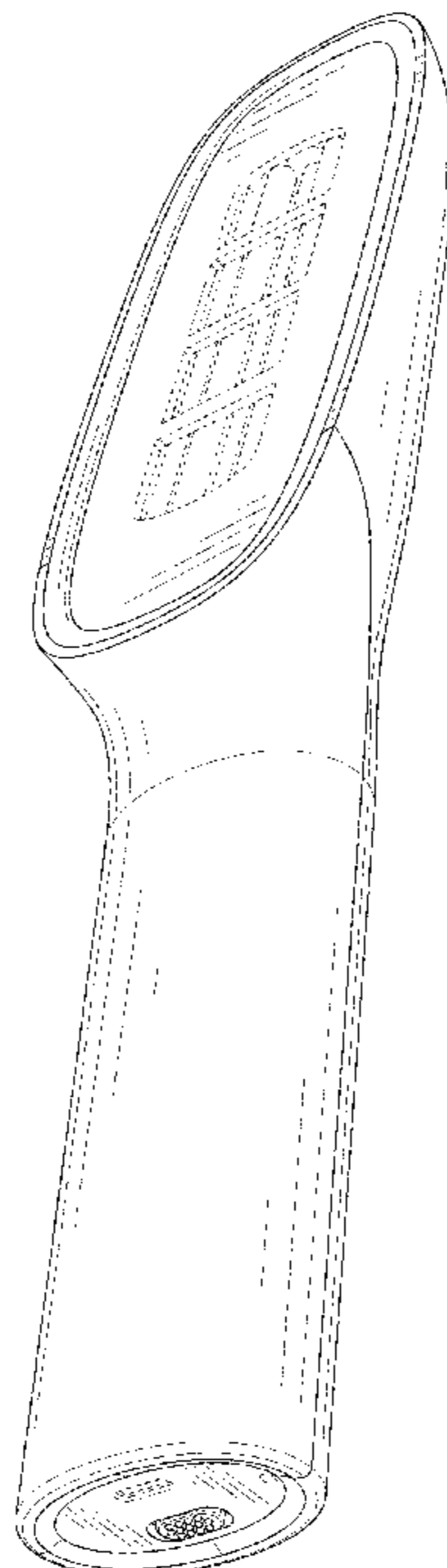
FIG. 6 is a right side elevation view thereof.

FIG. 7 is a top plan view thereof; and,

FIG. 8 is a bottom plan view thereof.

The broken lines depict portions of the handheld UV sanitizer lamp that form no part of the claimed design; the broken lines form no part of the claimed design.

**1 Claim, 8 Drawing Sheets**



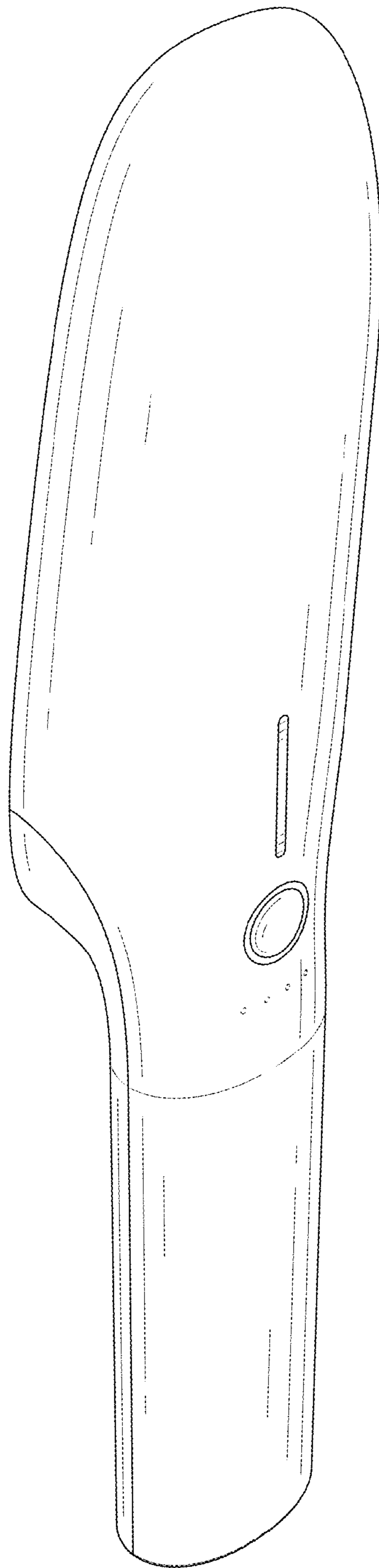


FIG. 1

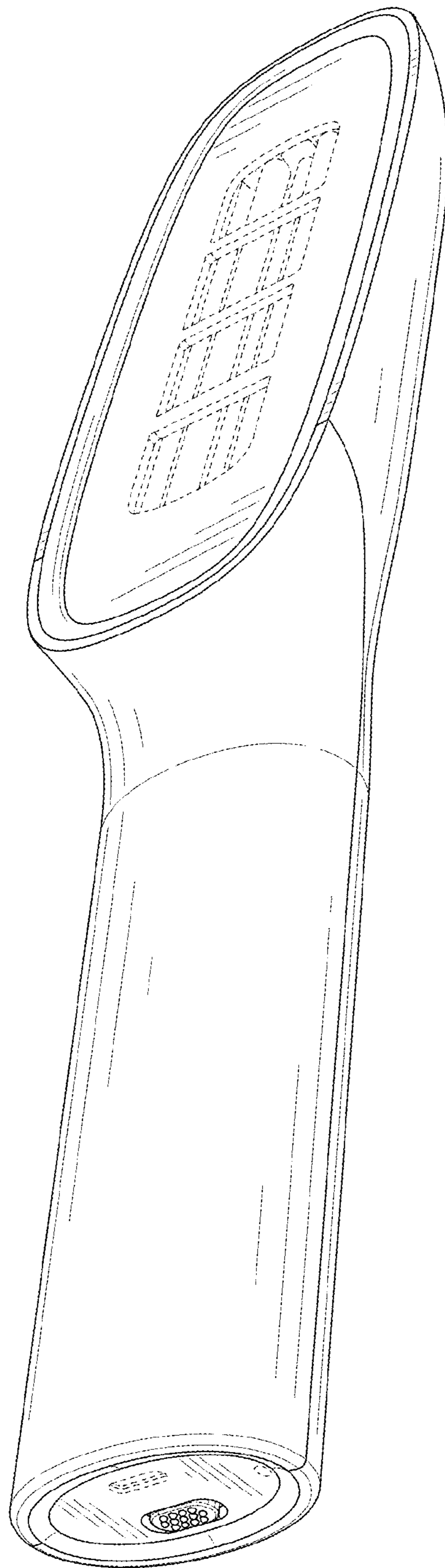


FIG. 2

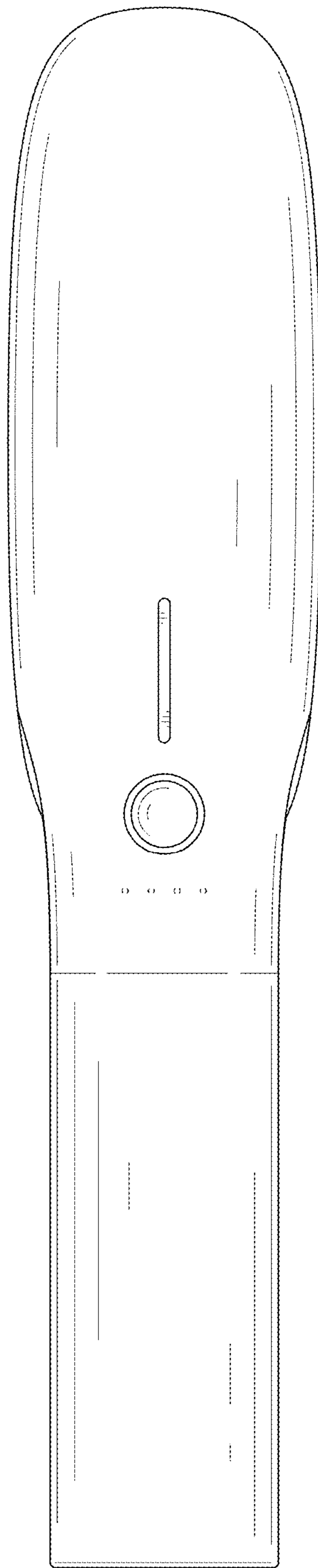


FIG. 3

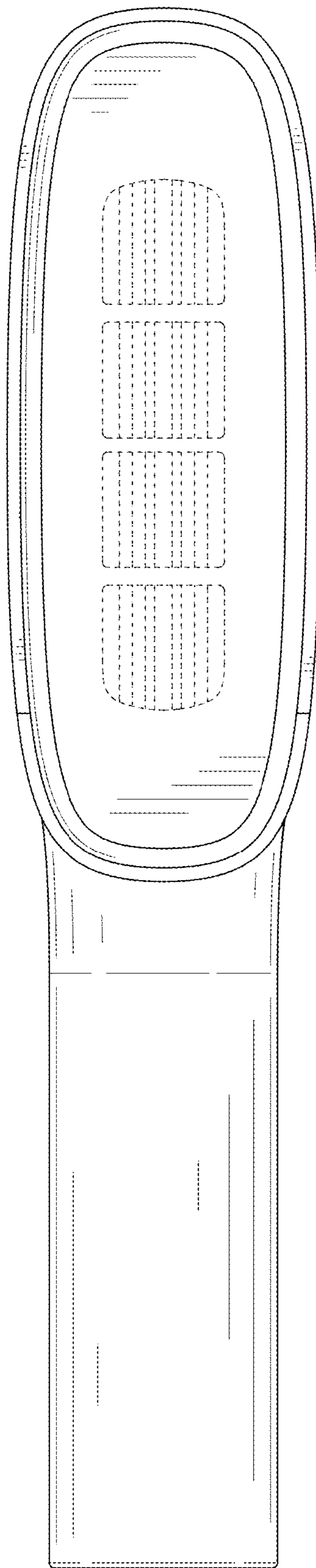


FIG. 4

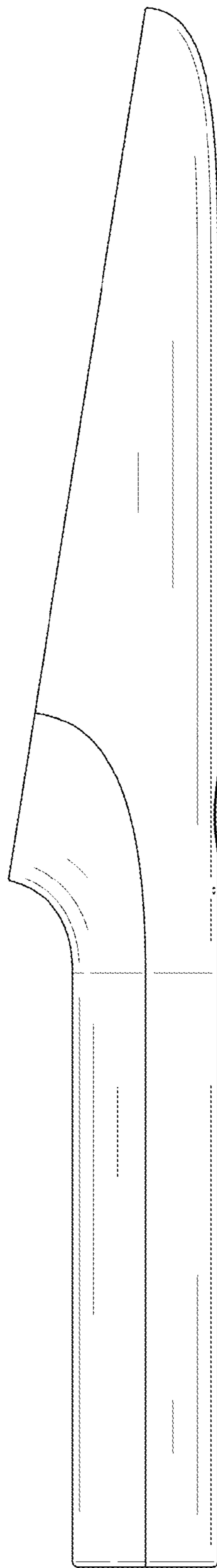


FIG. 5

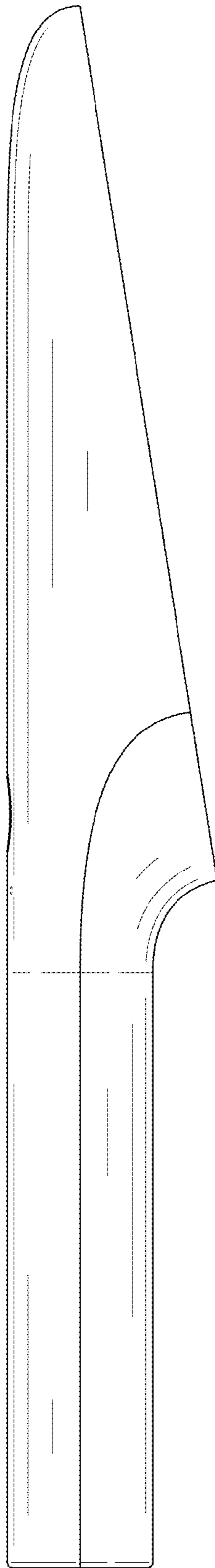


FIG. 6

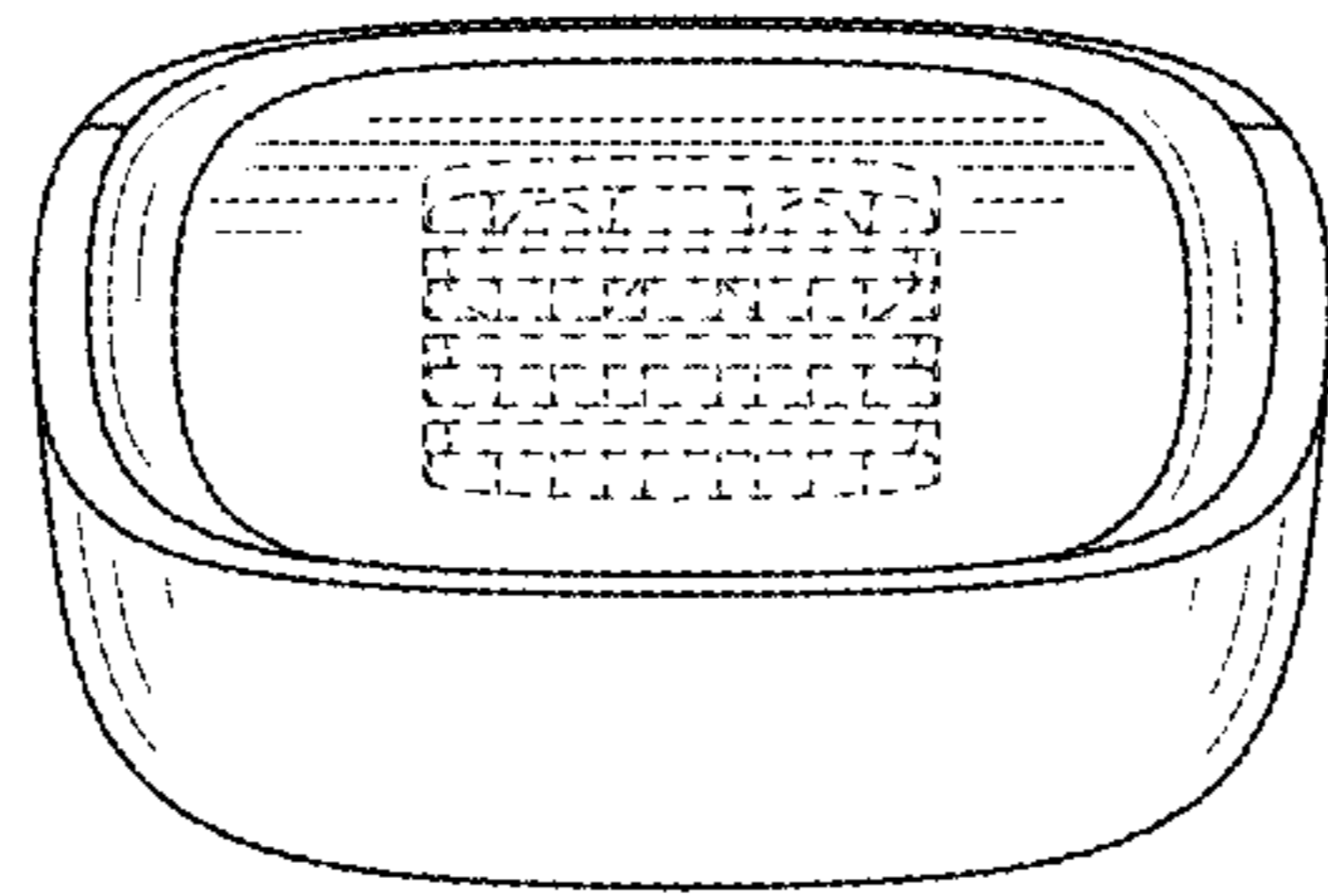


FIG. 7



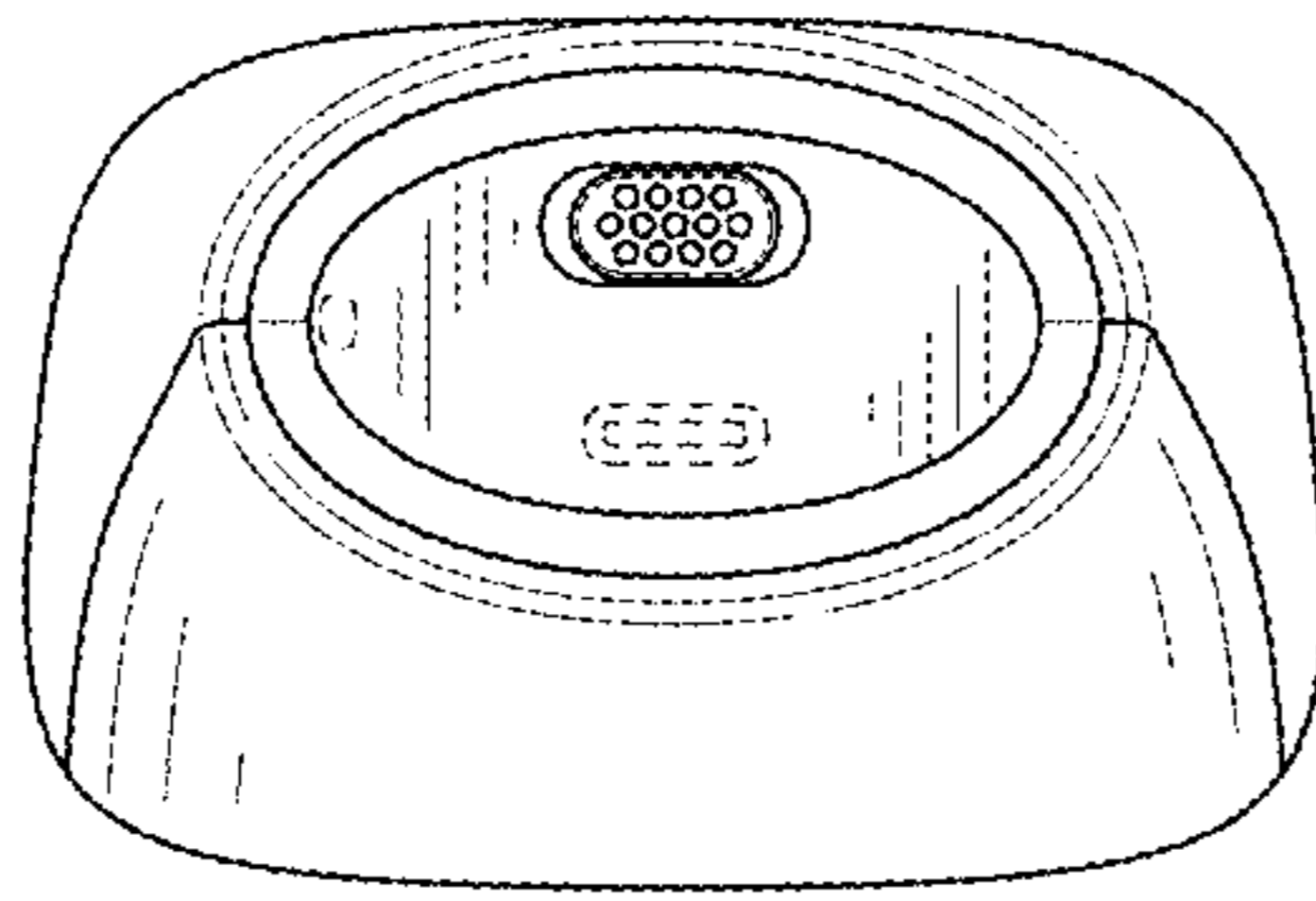


FIG. 8