



US00D898206S

(12) **United States Design Patent** (10) **Patent No.:** **US D898,206 S**
Bredemeier et al. (45) **Date of Patent:** **** *Oct. 6, 2020**

- (54) **WAFFLE SHAPED TEETHING TOY FOR INFANT**
- (71) Applicants: **Lori A. Bredemeier**, Clearwater, FL (US); **Michael Bredemeier**, Dunedin, FL (US)
- (72) Inventors: **Lori A. Bredemeier**, Clearwater, FL (US); **Michael Bredemeier**, Dunedin, FL (US)
- (*) Notice: This patent is subject to a terminal disclaimer.
- (**) Term: **15 Years**
- (21) Appl. No.: **29/570,334**
- (22) Filed: **Jul. 7, 2016**
- (51) **LOC (12) Cl.** **24-04**
- (52) **U.S. Cl.**
USPC **D24/195**
- (58) **Field of Classification Search**
USPC D24/193, 194, 195, 214; D1/101, 104, D1/106, 113, 115, 125, 199; D21/483, D21/490, 496, 576, 588, 603, 609, 628, D21/650, 684; D30/160; 606/235
CPC A61J 17/00; A61J 17/02
See application file for complete search history.

- D772,525 S * 11/2016 Enoch D1/127
- D778,026 S * 2/2017 Roetheli D1/199
- 2004/0194638 A1* 10/2004 Davis A21C 9/06
99/372
- 2005/0245968 A1* 11/2005 Huberman A61J 17/02
606/235
- 2016/0030853 A1* 2/2016 Bartels A63H 33/04
446/92

OTHER PUBLICATIONS

“Little Toader: Happy National Waffle Day”. Found online Apr. 14, 2017 at [instagram.com](https://www.instagram.com/p/6xp8fOjLD8/). Page dated Aug. 24, 2015. Retrieved from <https://www.instagram.com/p/6xp8fOjLD8/>.*

“Little Toader AppeTeethers—Waah’ffile Teether”. Found online Apr. 14, 2017 at [toysrus.com](http://www.toysrus.com). Page dated Oct. 11, 2015. Retrieved from <http://www.toysrus.com/buy/textured-teethers/little-toader-appeteethers-teething-toy-waah-ffile-teether-10014-60985266>.*

“Perfect Waffle Recipe”. Found online Apr. 21, 2017 at [karencheng.com.au](http://www.karencheng.com.au). Page dated Jul. 25, 2008. Retrieved from <http://www.karencheng.com.au/2008/07/25/perfect-waffle-recipe/>.*

(Continued)

Primary Examiner — Kendra Leslie Hamilton
(74) *Attorney, Agent, or Firm* — Williams Intellectual Property; Benjamin F. Williams

(57) **CLAIM**

The ornamental design for a waffle shaped teething toy for infant, as shown and described.

DESCRIPTION

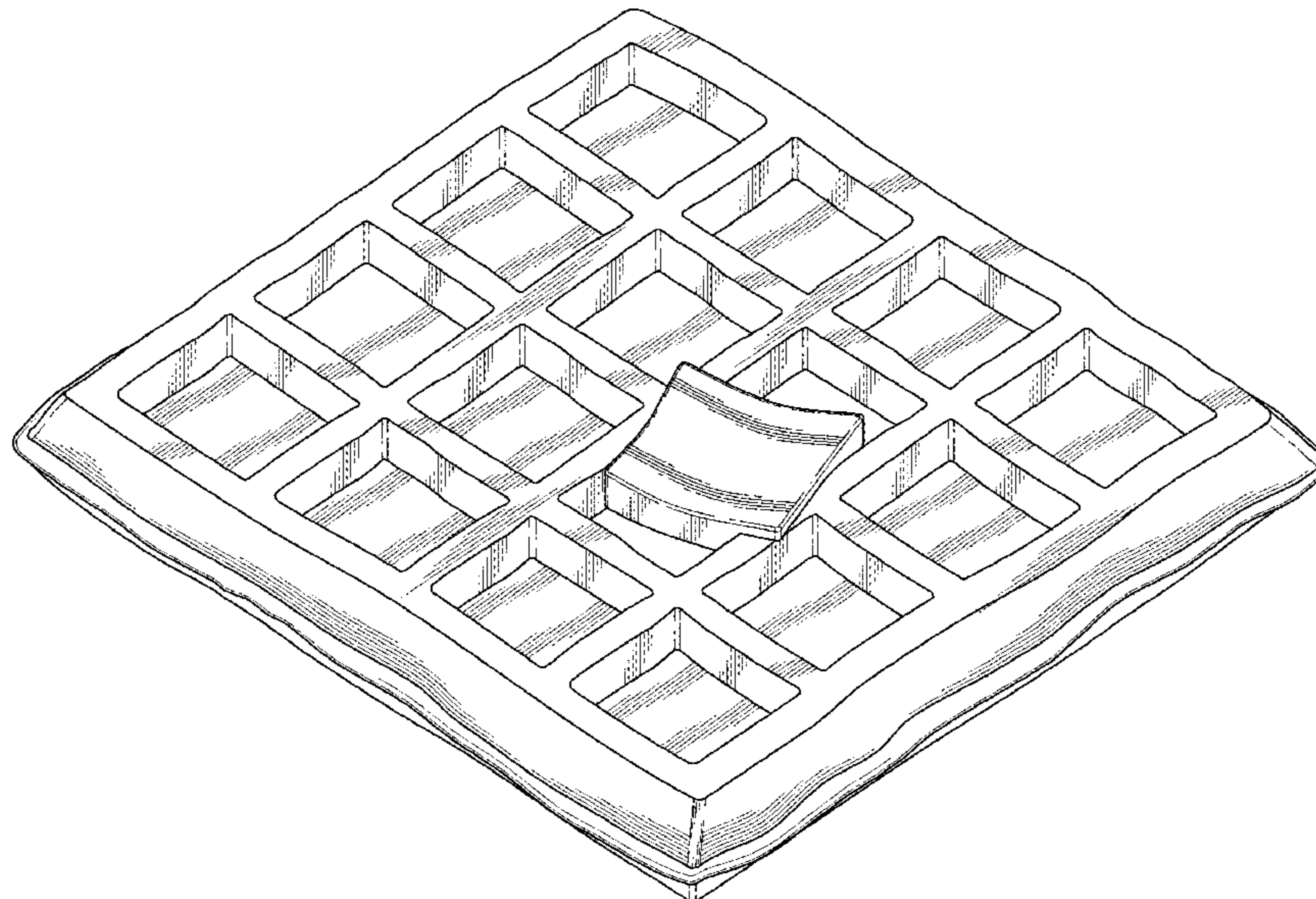
FIG. 1 is a perspective view of a waffle shaped teething toy for infant;
FIG. 2 is a front view;
FIG. 3 is a side view;
FIG. 4 is a top view;
FIG. 5 is a bottom view; and,
FIG. 6 is a bottom perspective view.

1 Claim, 4 Drawing Sheets

(56) **References Cited**

U.S. PATENT DOCUMENTS

- 713,795 A * 11/1902 Perky A23L 7/13
426/560
- D357,983 S * 5/1995 Abrams D1/128
- D381,751 S * 7/1997 Lun D24/194
- D395,516 S * 6/1998 Fletcher D24/195
- D417,280 S * 11/1999 Hansen D24/195
- D702,016 S * 4/2014 Shanklin D1/128
- D704,847 S * 5/2014 Huang D24/195
- D710,566 S * 8/2014 Tebow D1/121



(56)

References Cited

OTHER PUBLICATIONS

“Tuesday Toddler Tip for Teething”. Found online Apr. 14, 2017 at dustycrabbtree.wordpress.com. Page dated Mar. 25, 2014. Retrieved from <https://dustycrabbtree.wordpress.com/2014/03/25/tuesday-toddler-tip-for-teething/>.*

“Frigg and Freya Captain America Breakfast!”. Found online Nov. 16, 2017 at [instagram.com](https://www.instagram.com). Page dated Mar. 10, 2015. Retrieved from <https://www.instagram.com/p/0D8dTSqvur/?taken-by=friggandfreya>.*

“Nickelodeon Teenage Mutant Ninja Turtles 2-Slice Waffle Maker”. Found online Nov. 16, 2017 at [amazon.com](https://www.amazon.com). Page dated Jul. 8, 2016. Retrieved from <https://www.amazon.com/Nickelodeon-NTWM-2-Teenage-Turtles-2-Slice/dp/B01I6IFCE6>.*

“Frigg and Freya Nemo Mini Waffle Maker!”. Found online Nov. 16, 2017 at [instagram.com](https://www.instagram.com). Page dated Mar. 10, 2015. Retrieved from https://www.instagram.com/p/0Dy2_rKvtT/?taken-by=friggandfreya.*

“Razbaby RaZberry Silicone Teether”. Found online Dec. 8, 2017 at [amazon.com](https://www.amazon.com). Page dated Feb. 27, 2007. Retrieved from https://www.amazon.com/Razbaby-RaZ-Berry-Silicone-Teether-Multi-texture/dp/B000JWSO9I/ref=cm_cr_arp_d_product_top?ie=UTF8&th=1.*

* cited by examiner

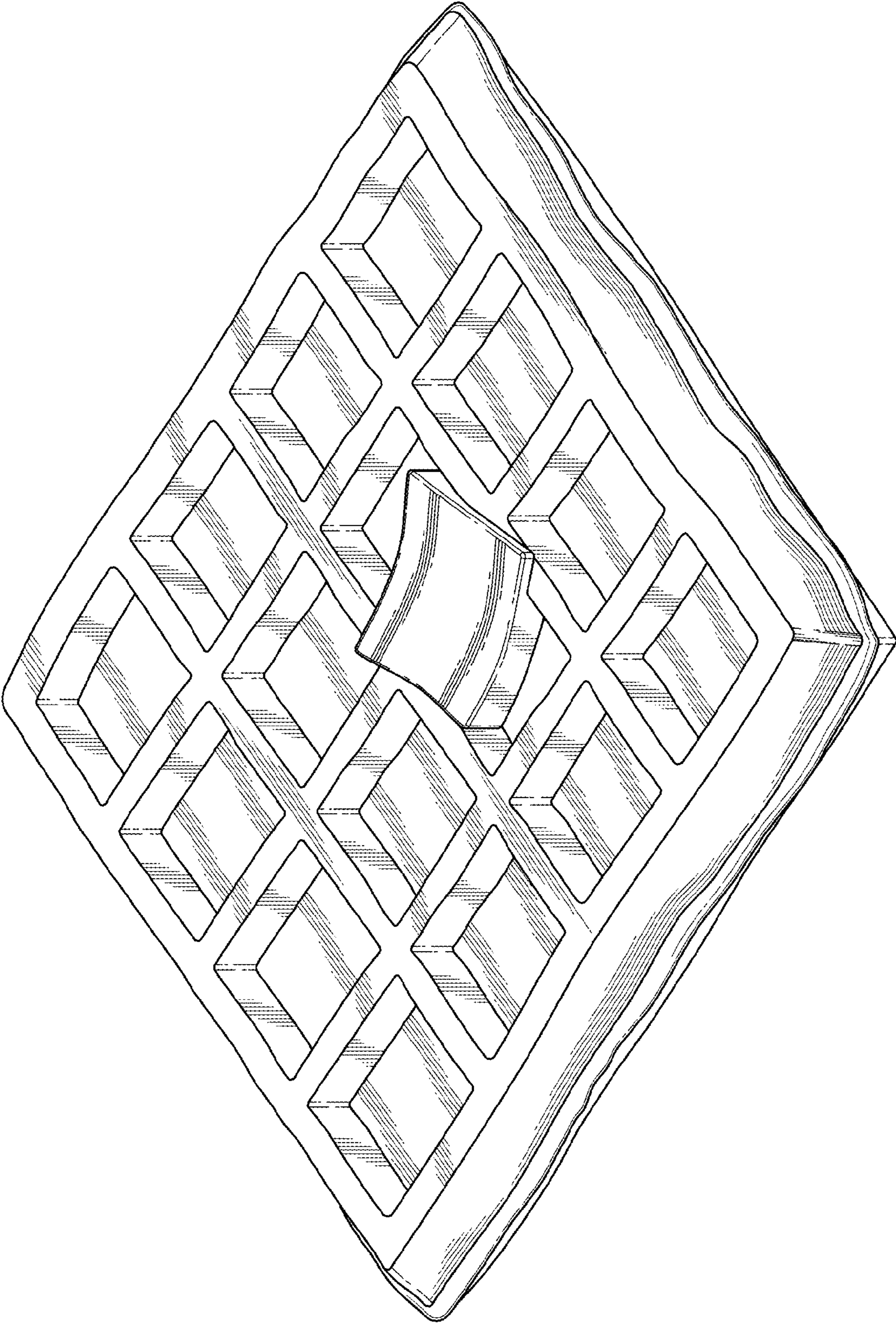


FIG. 1

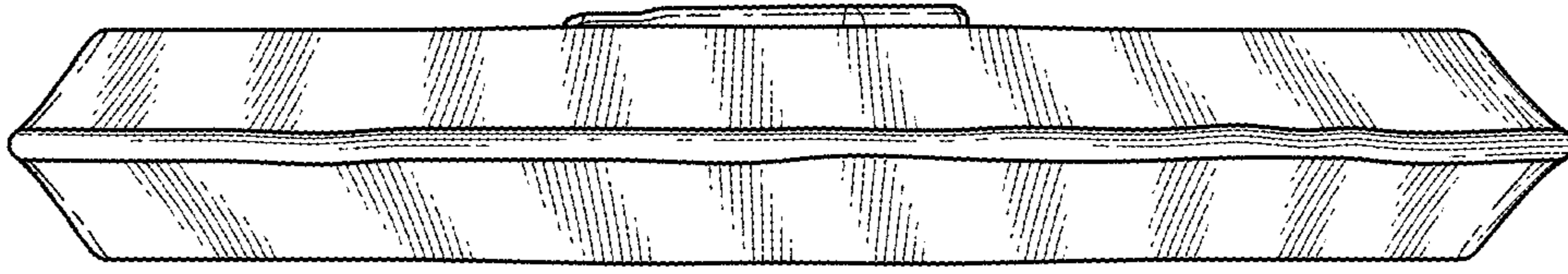


FIG. 2

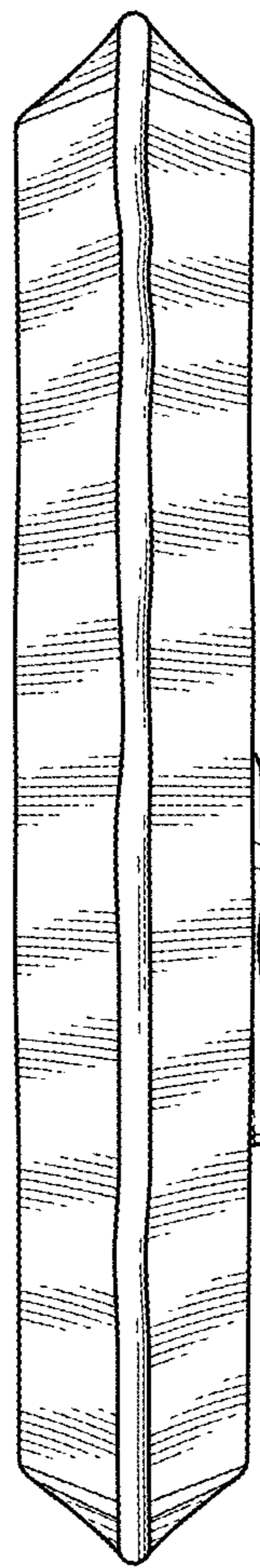


FIG. 3




FIG. 4




FIG. 5

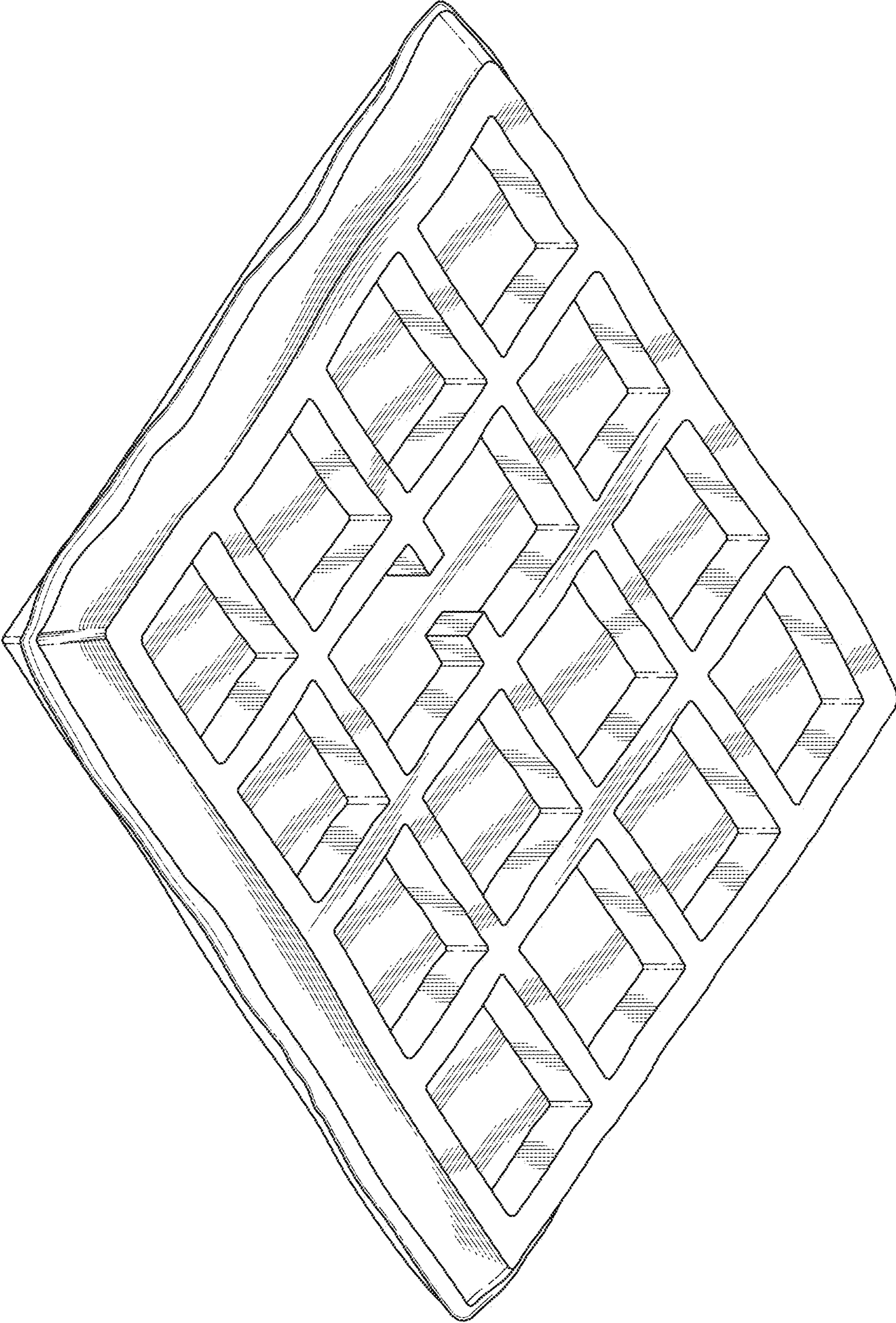


FIG. 6