



US00D898196S

(12) **United States Design Patent** (10) **Patent No.:** **US D898,196 S**
Corbin et al. (45) **Date of Patent:** **** Oct. 6, 2020**

(54) **SPINAL FASTENER WITH SERRATED
THREAD**

(71) Applicant: **Stryker European Holdings I, LLC,**
Kalamazoo, MI (US)

(72) Inventors: **Erika Corbin,** Mahwah, NJ (US); **Lori
Dombrowski,** Elmwood Park, NJ (US);
Charles L. Bush, Jr., Wayne, NJ (US);
Paul R. Rochette, Stanhope, NJ (US)

(73) Assignee: **Stryker European Holdings I, LLC,**
Kalamazoo, MI (US)

(**) Term: **15 Years**

(21) Appl. No.: **29/610,132**

(22) Filed: **Jul. 10, 2017**

(51) **LOC (12) Cl.** **24-03**

(52) **U.S. Cl.**
USPC **D24/155**

(58) **Field of Classification Search**
USPC **D24/155-157**
CPC **A61B 17/7067; A61B 17/7032; A61B
17/7291; A61B 17/8605; A61B 17/864;**
(Continued)

(56) **References Cited**

U.S. PATENT DOCUMENTS

2,135,637 A 11/1938 Gade
2,200,227 A 5/1940 Olson
3,083,609 A 4/1963 Lovisek
(Continued)

FOREIGN PATENT DOCUMENTS

EP 0714643 A1 6/1996
EP 2668925 A1 12/2013
(Continued)

OTHER PUBLICATIONS

Documents cited or considered relevant in Original Search from the
Australian Patent Office for Application No. 2017245342 dated Feb.
20, 2018.

(Continued)

Primary Examiner — Charles D Hanson
(74) *Attorney, Agent, or Firm* — Lerner, David,
Littenberg, Krumholz & Mentlik, LLP

(57) **CLAIM**

The ornamental design for a spinal fastener with serrated
thread, as shown and described.

DESCRIPTION

FIG. 1 is a front perspective view of a spinal fastener with
serrated thread according to a first embodiment of our
design;

FIG. 2 is a back perspective view thereof;

FIG. 3 is a front view thereof;

FIG. 4 is a right side view thereof;

FIG. 5 is a back view thereof;

FIG. 6 is a left side view thereof;

FIG. 7 is a top view thereof;

FIG. 8 is a bottom view thereof;

FIG. 9 is a front perspective view of a spinal fastener with
serrated thread according to a second embodiment of our
design;

FIG. 10 is a back perspective view thereof;

FIG. 11 is a front view thereof;

FIG. 12 is a right side view thereof;

FIG. 13 is a back view thereof;

FIG. 14 is a left side view thereof;

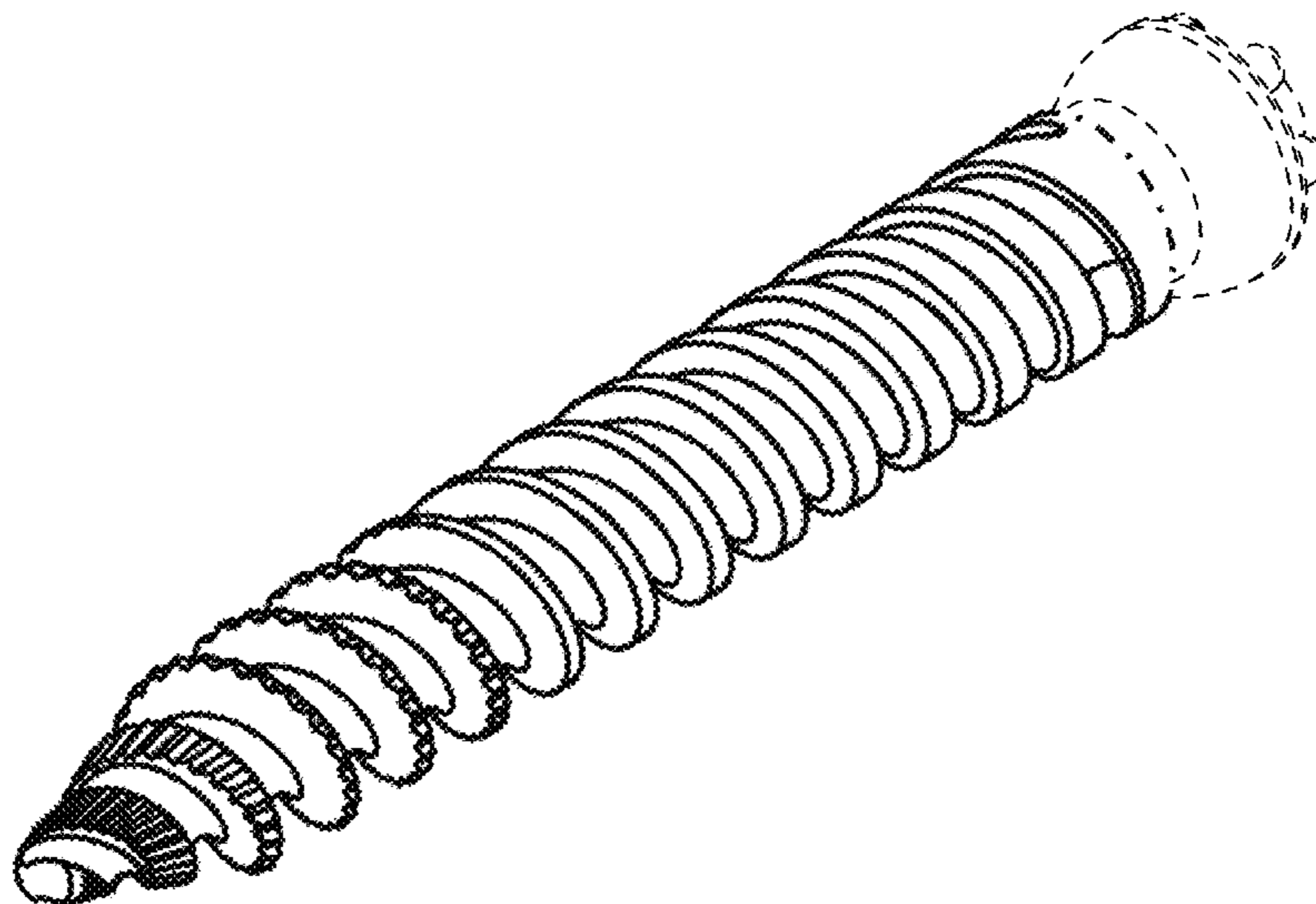
FIG. 15 is a top view thereof; and,

FIG. 16 is a bottom view thereof.

Broken lines are environmental only and form no part of the
claimed design.

Dash-dot lines adjacent shaded areas represent bounds of the
claimed design and form no part of the claimed design
themselves.

1 Claim, 10 Drawing Sheets



(58) **Field of Classification Search**
 CPC . A61B 17/8685; A61B 17/70; A61B 17/7011;
 A61B 17/7035; A61B 17/7082
 See application file for complete search history.

(56) **References Cited**

U.S. PATENT DOCUMENTS

3,858,942	A	1/1975	Humlong	
4,468,200	A	8/1984	Munch	
4,516,893	A	5/1985	Barth	
4,637,767	A	1/1987	Yaotani et al.	
4,842,467	A	6/1989	Armstrong	
4,863,383	A	9/1989	Grafelmann	
5,044,853	A	9/1991	Dicke	
5,110,245	A	5/1992	Hirokyuki	
5,427,527	A	6/1995	Niznick et al.	
5,460,467	A	10/1995	Dessouroux	
5,827,030	A	10/1998	Dicke	
5,897,280	A	4/1999	Dicke	
6,056,491	A	5/2000	Hsu	
6,086,302	A	7/2000	Gerhard	
6,152,666	A	11/2000	Walther et al.	
6,254,327	B1	7/2001	Chen	
6,296,642	B1	10/2001	Morrison et al.	
6,386,877	B1	5/2002	Sutter	
6,679,701	B1	1/2004	Blacklock	
6,926,484	B2	8/2005	Kram et al.	
7,087,057	B2	8/2006	Konieczynski et al.	
7,160,073	B2	1/2007	Mizuno et al.	
7,163,366	B2	1/2007	Chen	
7,273,373	B2	9/2007	Horiuchi	
7,677,851	B2	3/2010	Desai et al.	
7,798,756	B2	9/2010	Chang	
7,806,693	B2	10/2010	Hurson	
8,221,119	B1	7/2012	Valen	
8,267,966	B2	9/2012	McCormack et al.	
8,360,702	B2	1/2013	Yu	
8,372,152	B2	2/2013	Kirschman	
8,518,090	B2	8/2013	Huebner et al.	
8,635,894	B2	1/2014	Christ	
8,904,622	B2	12/2014	Kochheiser	
9,572,599	B1 *	2/2017	Casey A61B 17/8665	
10,039,572	B2 *	8/2018	Harris A61B 17/7082	
D857,898	S *	8/2019	Loftus D24/155	

2003/0031528	A1	2/2003	Kram et al.	
2004/0101381	A1	5/2004	Kram et al.	
2004/0220575	A1	11/2004	Biedermann et al.	
2008/0014556	A1	1/2008	Neumeyer	
2008/0038693	A1	2/2008	Hansson	
2008/0166201	A1	7/2008	Desai et al.	
2008/0249579	A1	10/2008	Taylor	
2008/0269809	A1	10/2008	Garamszegi	
2011/0060373	A1 *	3/2011	Russell A61B 17/0401	
			606/304	
2011/0190830	A1 *	8/2011	Biedermann A61B 17/8685	
			606/305	
2012/0083847	A1	4/2012	Huebner et al.	
2013/0006364	A1	1/2013	McCormack et al.	
2013/0053901	A1	2/2013	Cormier et al.	
2014/0025124	A1	1/2014	Champagne et al.	
2014/0058460	A1	2/2014	Reed	
2014/0094859	A1	4/2014	Reed	
2014/0236245	A1 *	8/2014	Hainard A61B 17/8057	
			606/291	
2014/0277193	A1	9/2014	Mobasser et al.	
2015/0272646	A1 *	10/2015	Russell A61B 17/7098	
			606/304	
2015/0282844	A1 *	10/2015	Vedula A61B 17/7032	
			606/305	
2016/0015483	A1	1/2016	Kumar et al.	
2016/0213413	A1 *	7/2016	Hientzsch A61B 17/863	
2016/0310182	A1 *	10/2016	Sixto A61B 17/8625	
2016/0310187	A1	10/2016	Leibinger et al.	
2018/0368898	A1 *	12/2018	DiVincenzo A61B 17/863	

FOREIGN PATENT DOCUMENTS

FR	2788215	A1	7/2000
JP	2004329883	A	11/2004
JP	2005127487	A	5/2005
JP	2014529446	A	11/2014
WO	2016006598	A1	1/2016

OTHER PUBLICATIONS

European Search Report for EP Application No. 17200878 dated Apr. 17, 2018.

* cited by examiner

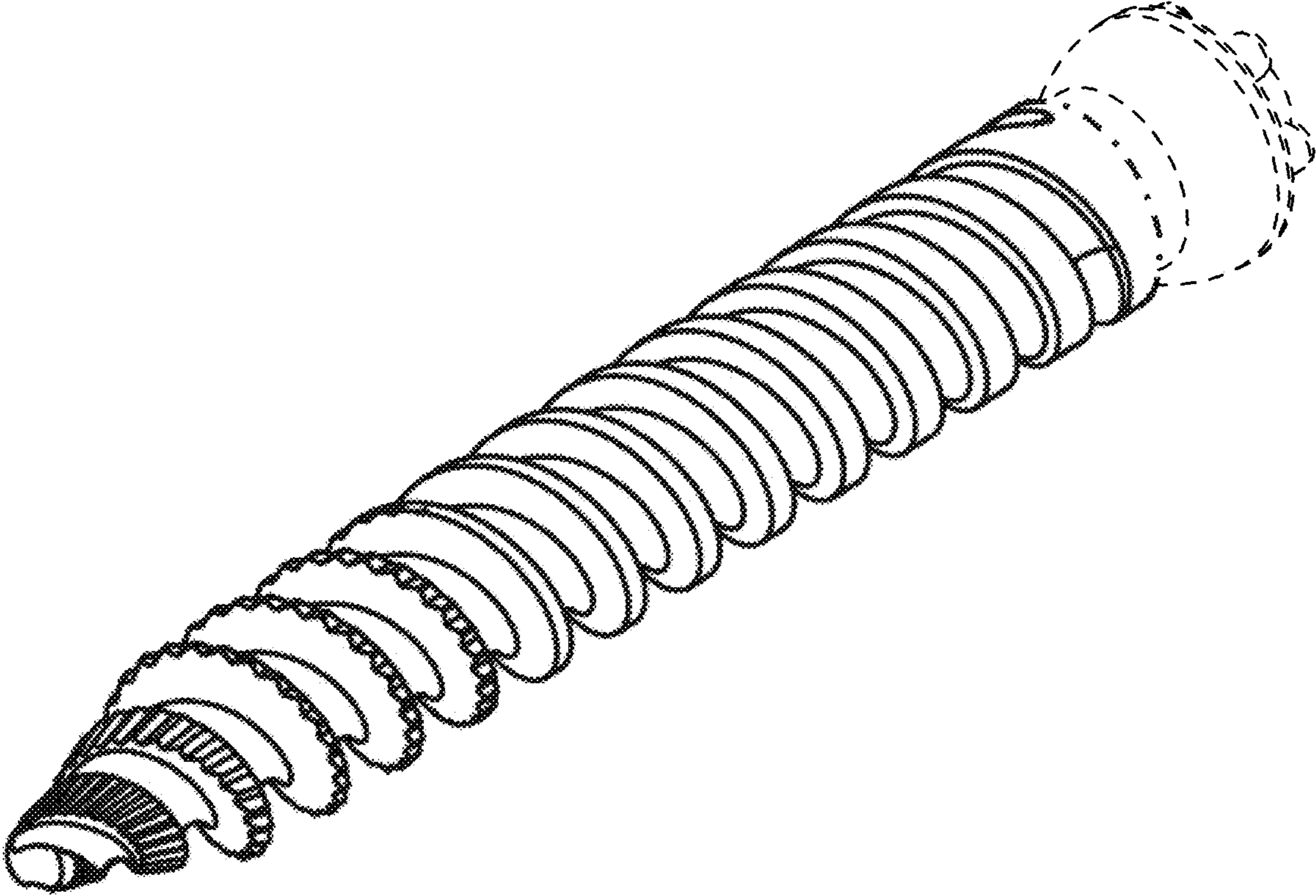


FIG. 1

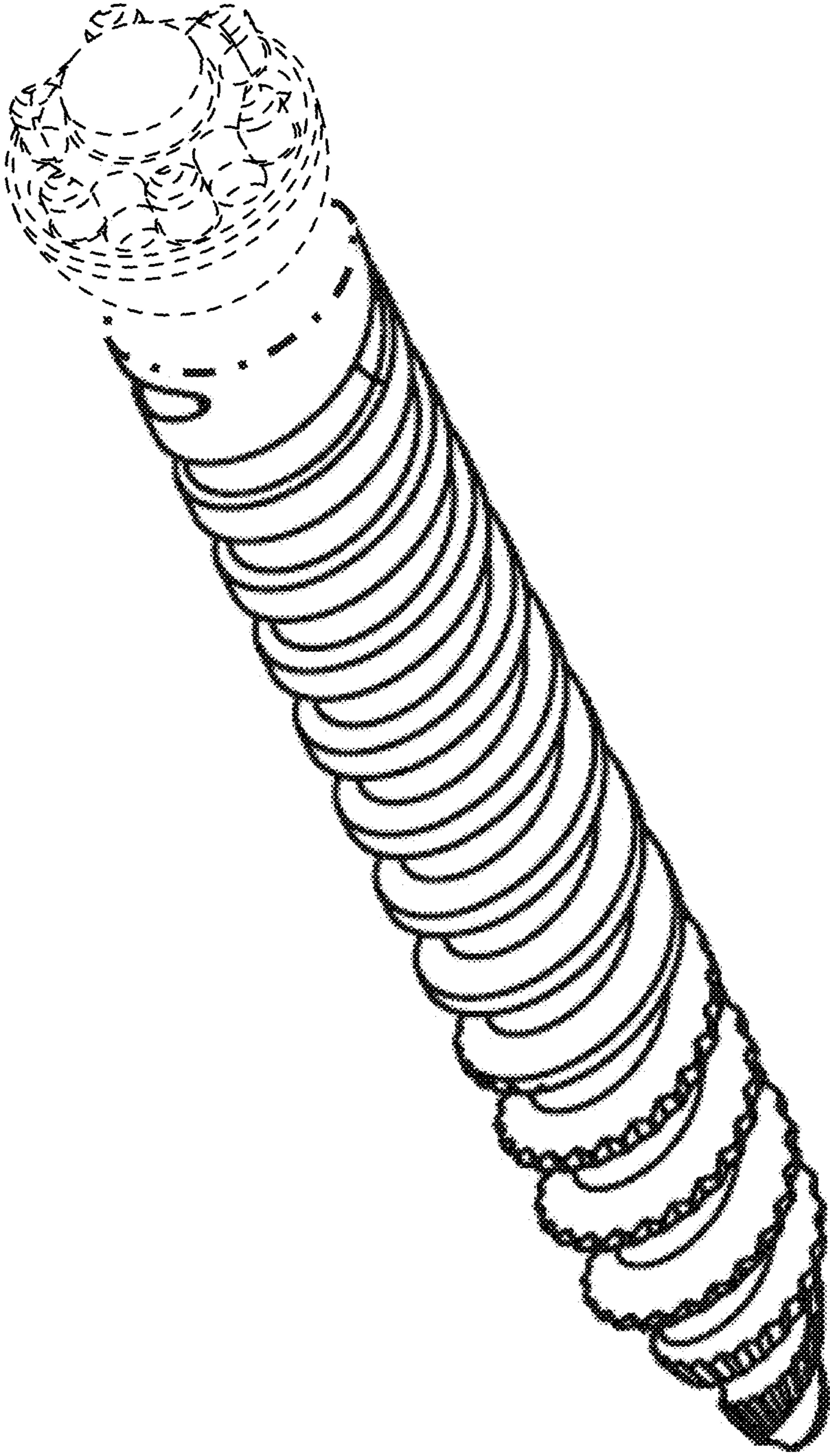


FIG. 2

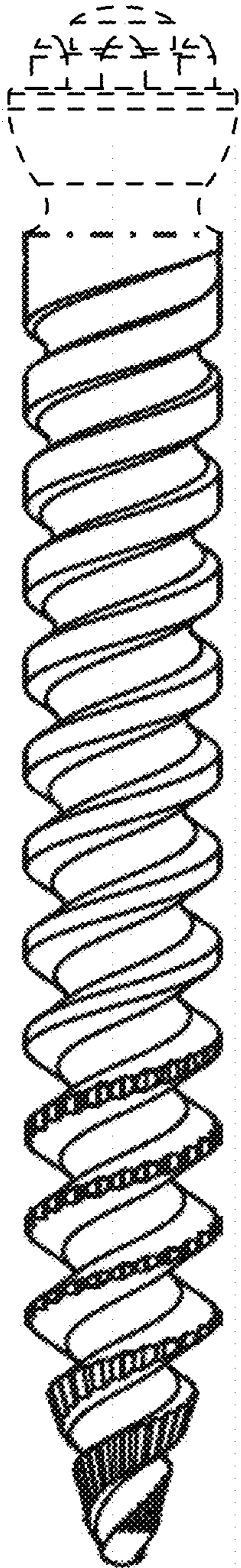


FIG. 3




FIG. 4

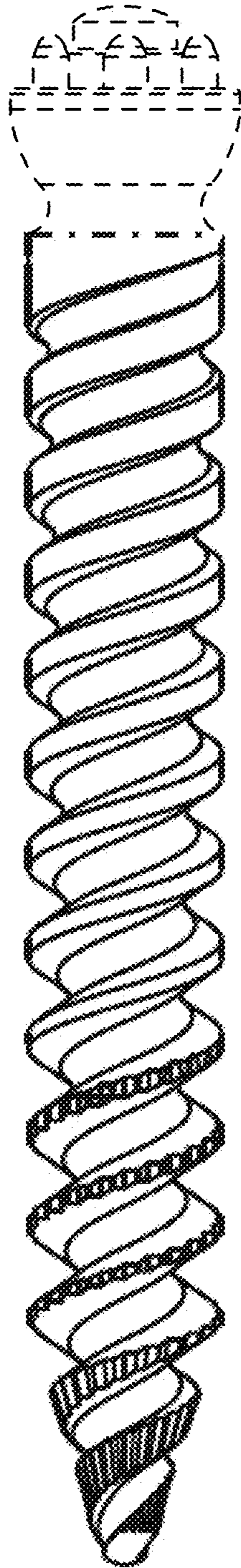


FIG. 5

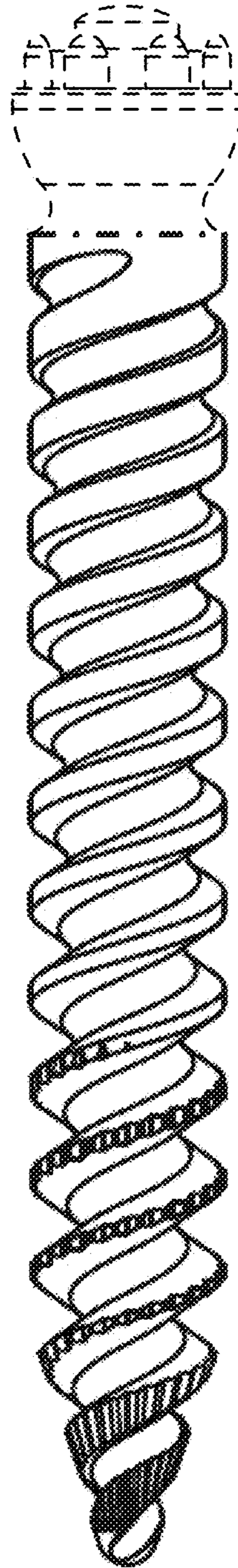


FIG. 6




FIG. 7




FIG. 8

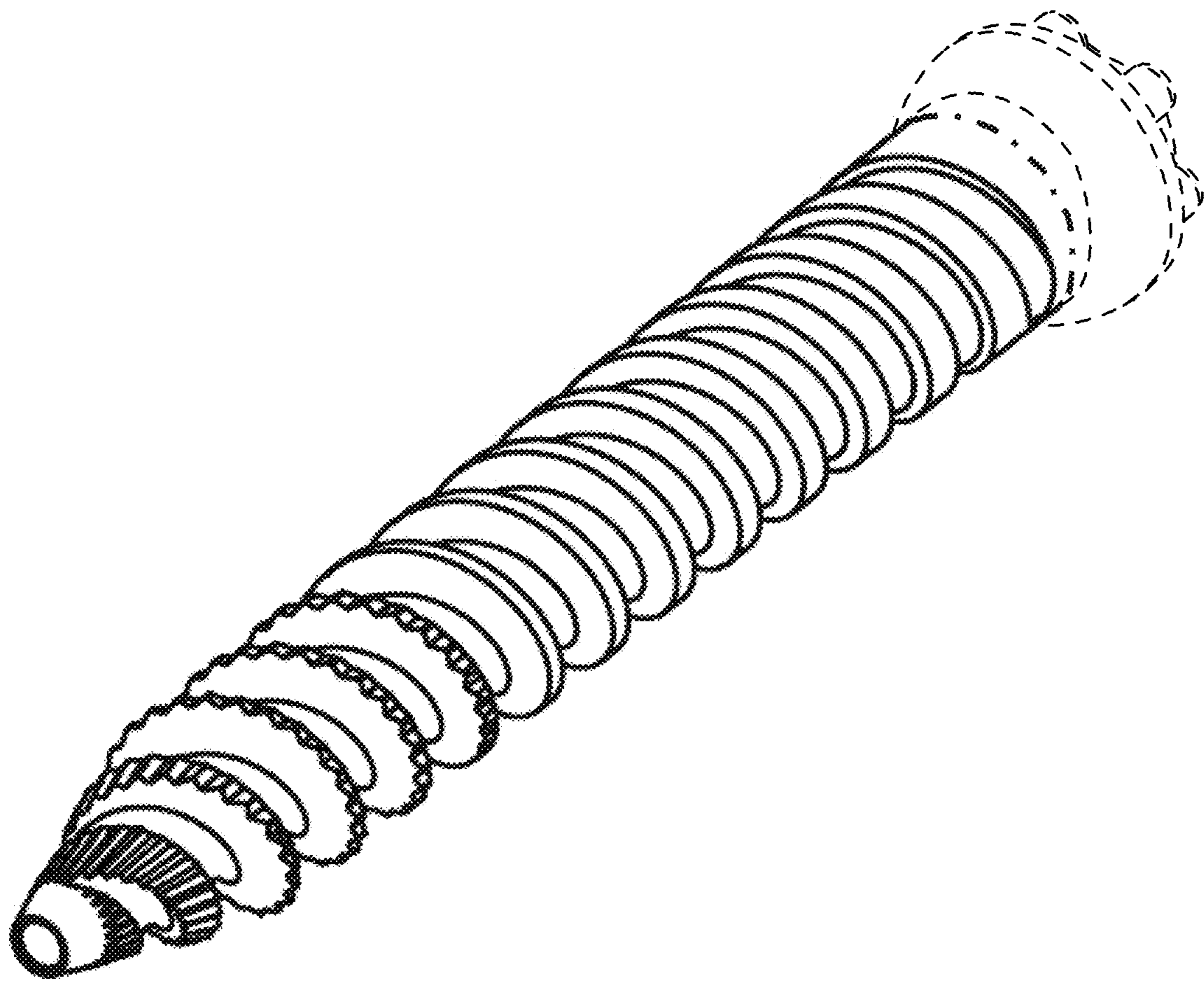


FIG. 9

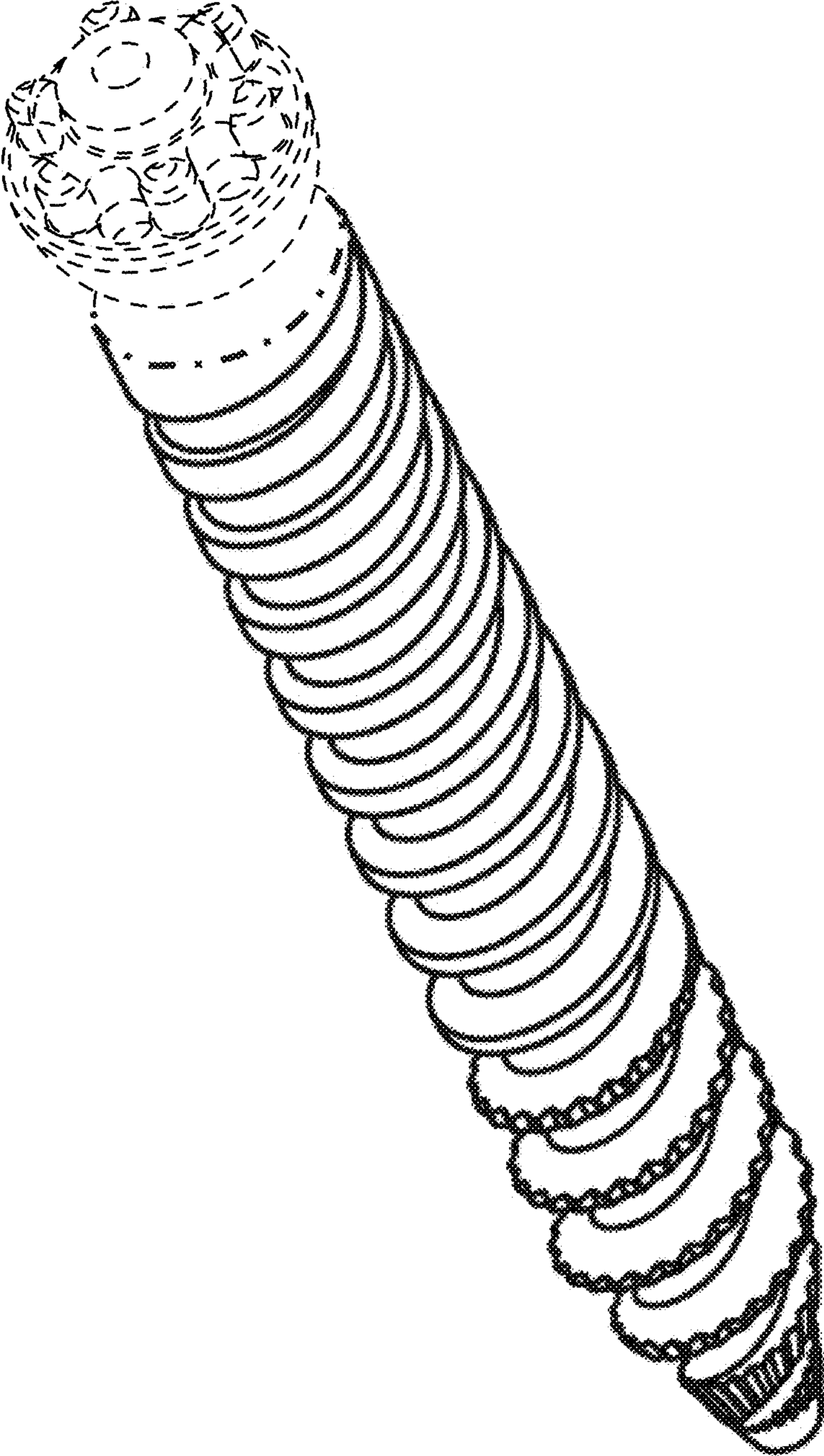


FIG. 10

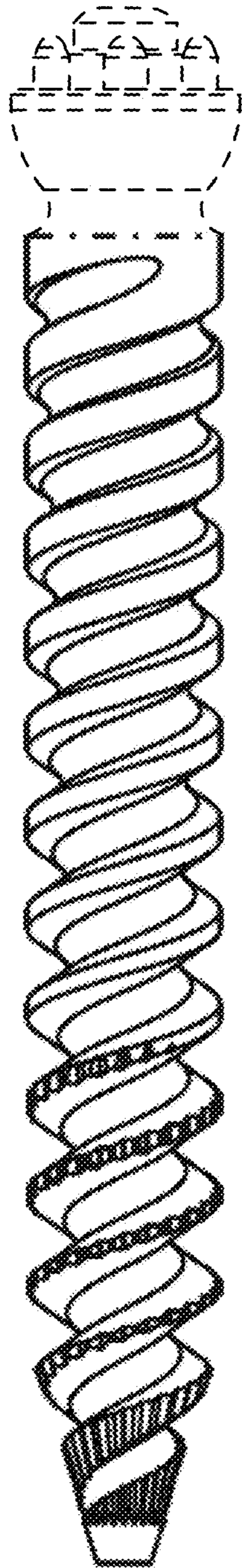


FIG. 11




FIG. 12

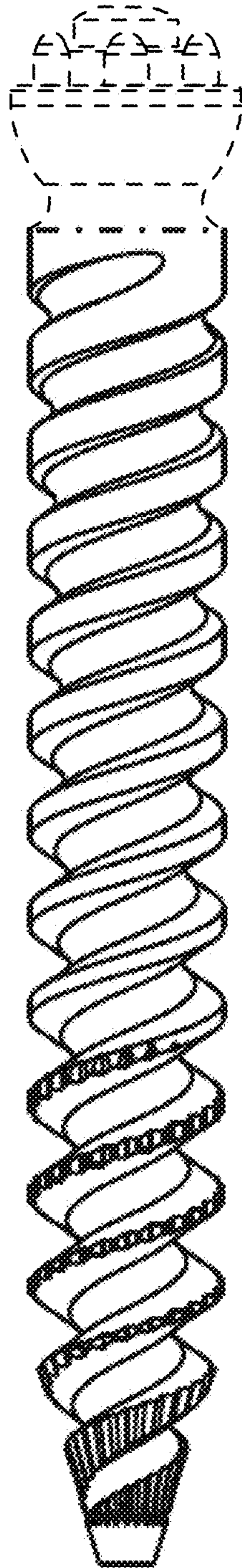


FIG. 13

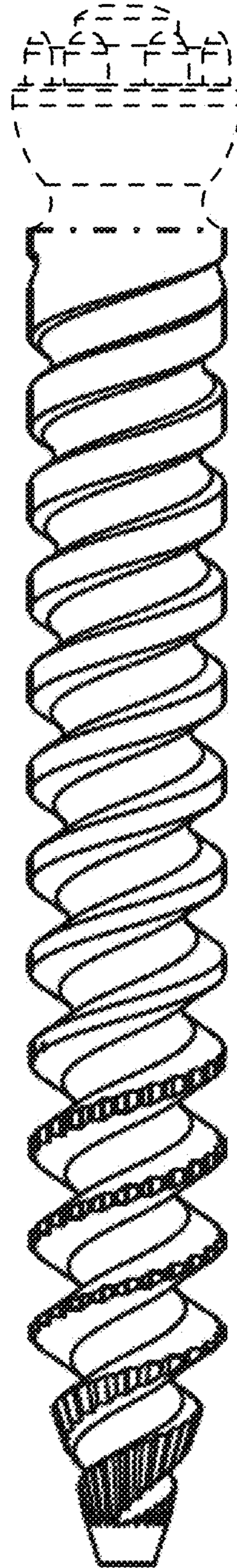


FIG. 14




FIG. 15




FIG. 16