



US00D898195S

(12) **United States Design Patent** (10) **Patent No.:** **US D898,195 S**
Gitman et al. (45) **Date of Patent:** **** Oct. 6, 2020**

(54) **HANDLE CONFIGURATION**
(71) Applicant: **ScalPal, LLC**, Baltimore, MD (US)
(72) Inventors: **Eliot Robert Gitman**, Jerusalem (IL);
Tuvia Gitman, Jerusalem (IL)
(73) Assignee: **ScalPal LLC**, Wilmington, DE (US)
(**) Term: **15 Years**
(21) Appl. No.: **29/625,383**
(22) Filed: **Nov. 9, 2017**
(51) **LOC (12) Cl.** **24-02**
(52) **U.S. Cl.**
USPC **D24/147**
(58) **Field of Classification Search**
USPC D24/127, 130, 133, 146, 147; D8/97;
30/160, 337, 339; 33/513; D19/55;
433/141, 143; 606/167, 170, 180, 184
CPC A61B 17/3213; A61B 2017/00424; A61B
17/3211; A61B 17/3217; A61B 18/14;
A61B 18/1402; A61B 2018/1412; A61B
2090/0813; A61B 2217/007; B23F 19/06;
A61C 3/00; A61C 3/02; B25G 1/102
See application file for complete search history.

D731,057 S 6/2015 Gitman
D740,491 S * 10/2015 Albertini D19/907
D741,484 S * 10/2015 Cho D24/146
D746,460 S 12/2015 Gitman
D755,969 S 5/2016 Gitman
D760,826 S * 7/2016 Nakamura D15/139
D775,338 S 12/2016 Gitman et al.
D781,941 S * 3/2017 Nakamura D15/139
9,717,521 B2 8/2017 Gitman et al.
D815,357 S * 4/2018 Wieland D28/76
2015/0148596 A1 5/2015 Gitman
2015/0351787 A1 12/2015 Gitman

OTHER PUBLICATIONS

U.S. Appl. No. 29/625,379, filed Nov. 9, 2017, Gitman, et al.
U.S. Appl. No. 29/625,730, filed Nov. 13, 2017, Gitman, et al.

* cited by examiner

Primary Examiner — Samantha Q Lawrence
(74) *Attorney, Agent, or Firm* — Smith, Gambrell &
Russell, LLP

(57) **CLAIM**

We claim the ornamental design for a handle configuration,
as shown and described.

DESCRIPTION

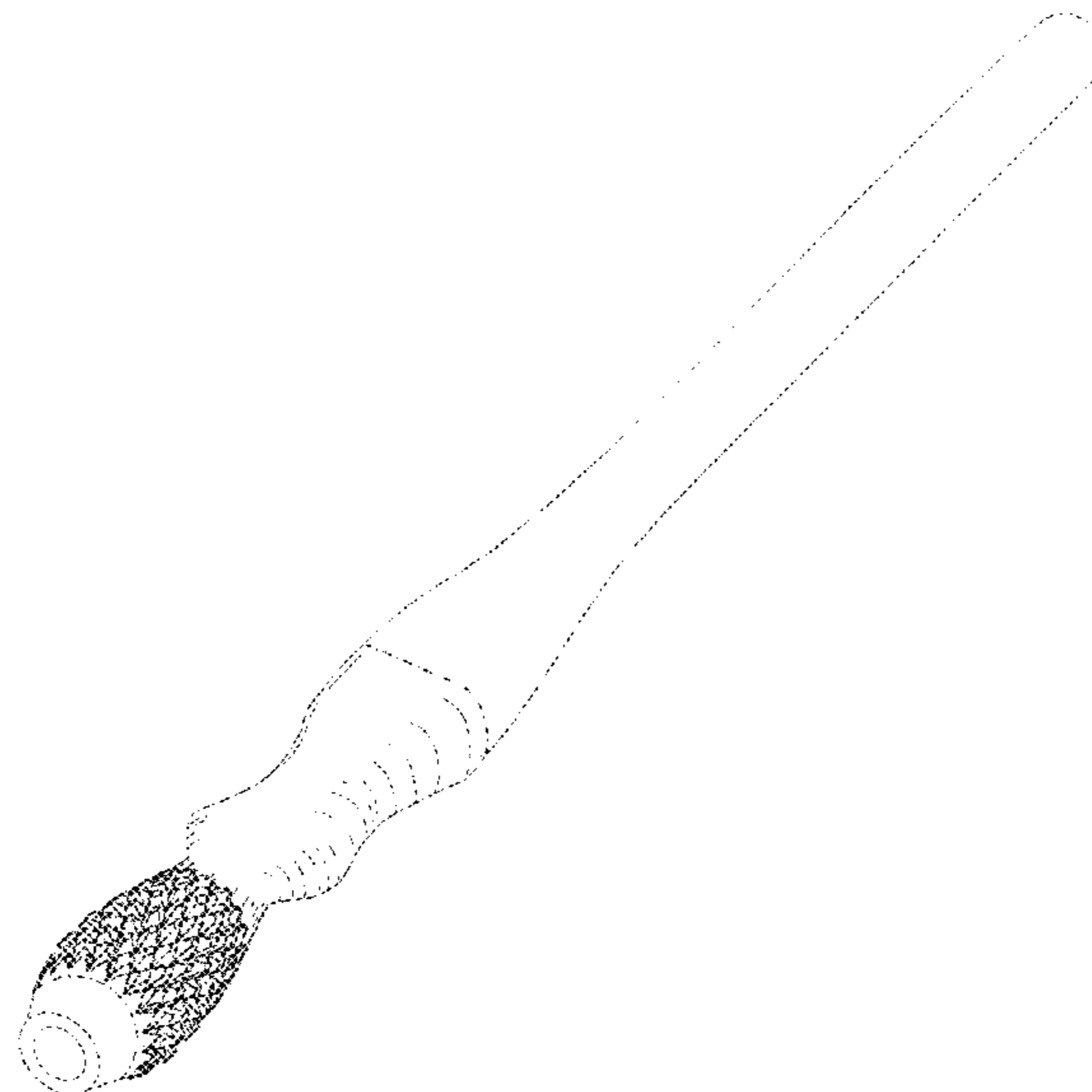
FIG. 1 is a top-right side perspective of a handle configura-
tion of the present invent;
FIG. 2 is a right-side elevational view thereof;
FIG. 3 is a left-side elevational view thereof;
FIG. 4 is a top plan view thereof;
FIG. 5 is a bottom plan view thereof;
FIG. 6 is a front elevational view thereof; and,
FIG. 7 is a rear elevational view thereof.
The broken lines shown in FIGS. 1-7 illustrate portions of
the handle configuration that form no part of the claimed
design. The dash-dot lines shown in FIGS. 1-7 illustrate the
bounds of the claim and form no part of the claimed design.

1 Claim, 4 Drawing Sheets

(56) **References Cited**

U.S. PATENT DOCUMENTS

2,338,528 A * 1/1944 Miller B23F 19/06
409/33
D295,026 S * 4/1988 Lin D10/113.2
D518,177 S * 3/2006 Blanco D24/146
D535,400 S * 1/2007 May D15/139
D632,391 S 2/2011 Gitman
D635,260 S 3/2011 Gitman
D694,407 S * 11/2013 Ackermann D24/147
D700,700 S * 3/2014 Efinger D24/147
8,745,825 B2 6/2014 Gilman et al.
8,850,662 B2 10/2014 Gitman et al.
D729,385 S 5/2015 Gitman



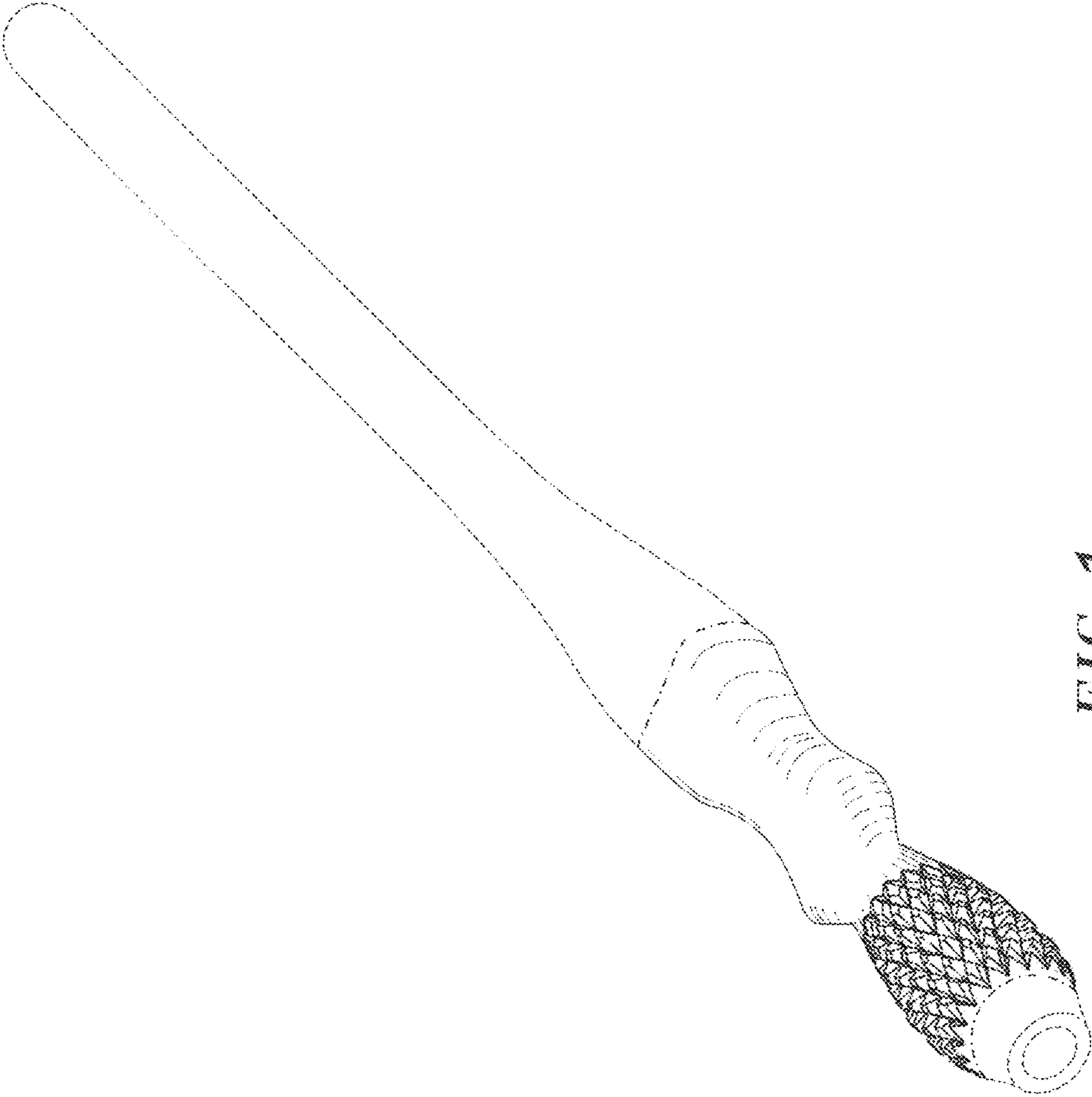


FIG. 1




FIG. 2




FIG. 3

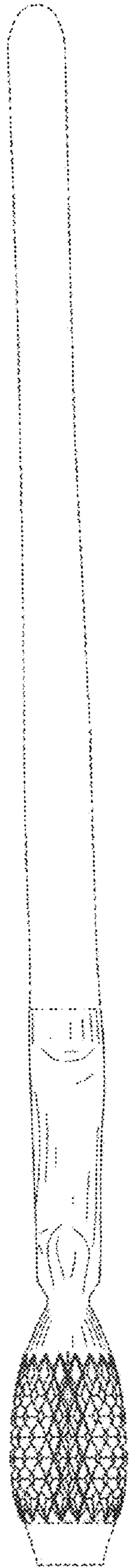


FIG. 4




FIG. 5

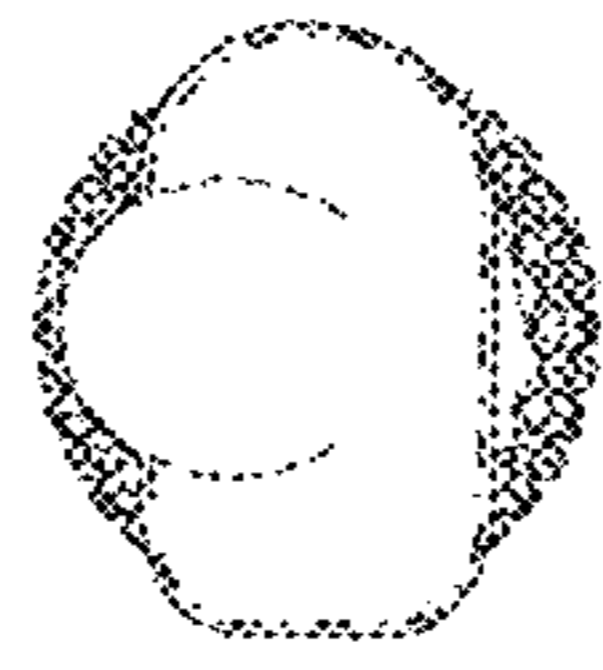


FIG. 7

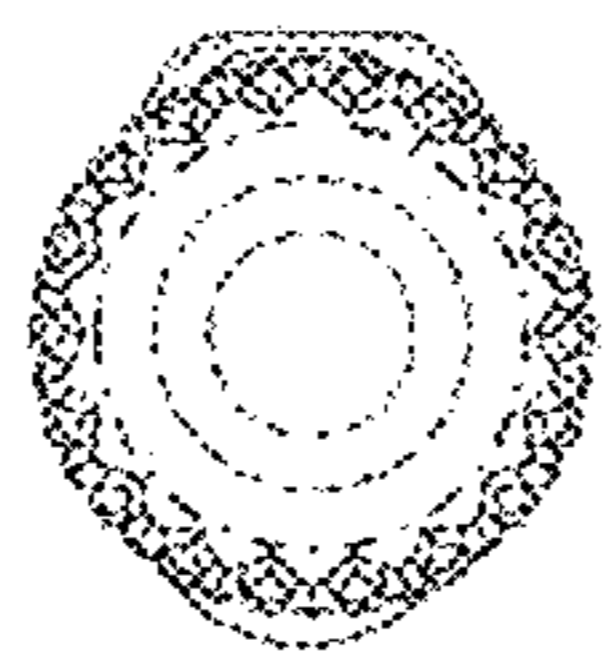


FIG. 6