



US00D898194S

(12) **United States Design Patent** (10) **Patent No.:** **US D898,194 S**
Gitman et al. (45) **Date of Patent:** **** Oct. 6, 2020**

- (54) **HANDLE CONFIGURATION**
- (71) Applicant: **ScalPal, LLC**, Baltimore, MD (US)
- (72) Inventors: **Eliot Robert Gitman**, Jerusalem (IL);
Tuvia Gitman, Jerusalem (IL)
- (73) Assignee: **ScalPal LLC**, Wilmington, DE (US)
- (**) Term: **15 Years**
- (21) Appl. No.: **29/625,379**
- (22) Filed: **Nov. 9, 2017**
- (51) **LOC (12) Cl.** **24-02**
- (52) **U.S. Cl.**
USPC **D24/147**
- (58) **Field of Classification Search**
USPC D24/127, 130, 133, 146, 147; D8/97;
30/160, 337, 339; 33/513; D19/55;
433/141, 143; 606/167, 170, 180, 184
CPC A61B 17/3213; A61B 2017/00424; A61B
17/3211; A61B 17/3217; A61B 18/14;
A61B 18/1402; A61B 2018/1412; A61B
2090/0813; A61B 2217/007; B23F 19/06;
A61C 3/00; A61C 3/02; B25G 1/102
See application file for complete search history.

D731,057 S	6/2015	Gitman	
D740,491 S *	10/2015	Albertini	D19/907
D741,484 S *	10/2015	Cho	D24/146
D746,460 S	12/2015	Gitman	
D755,969 S	5/2016	Gitman	
D760,826 S *	7/2016	Nakamura	D15/139
D775,338 S	12/2016	Gitman	
D781,941 S *	3/2017	Nakamura	D15/139
9,717,521 B2	8/2017	Gitman	
D815,357 S *	4/2018	Wieland	D28/76
2015/0148596 A1	5/2015	Gitman	
2015/0351787 A1	12/2015	Gitman	

OTHER PUBLICATIONS

U.S. Appl. No. 29/625,383, Gitman, et al., filed Nov. 9, 2017.
U.S. Appl. No. 29/625,730, Gitman, et al., filed Nov. 13, 2017.

* cited by examiner

Primary Examiner — Samantha Q Lawrence
(74) *Attorney, Agent, or Firm* — Smith, Gambrell & Russell, LLP

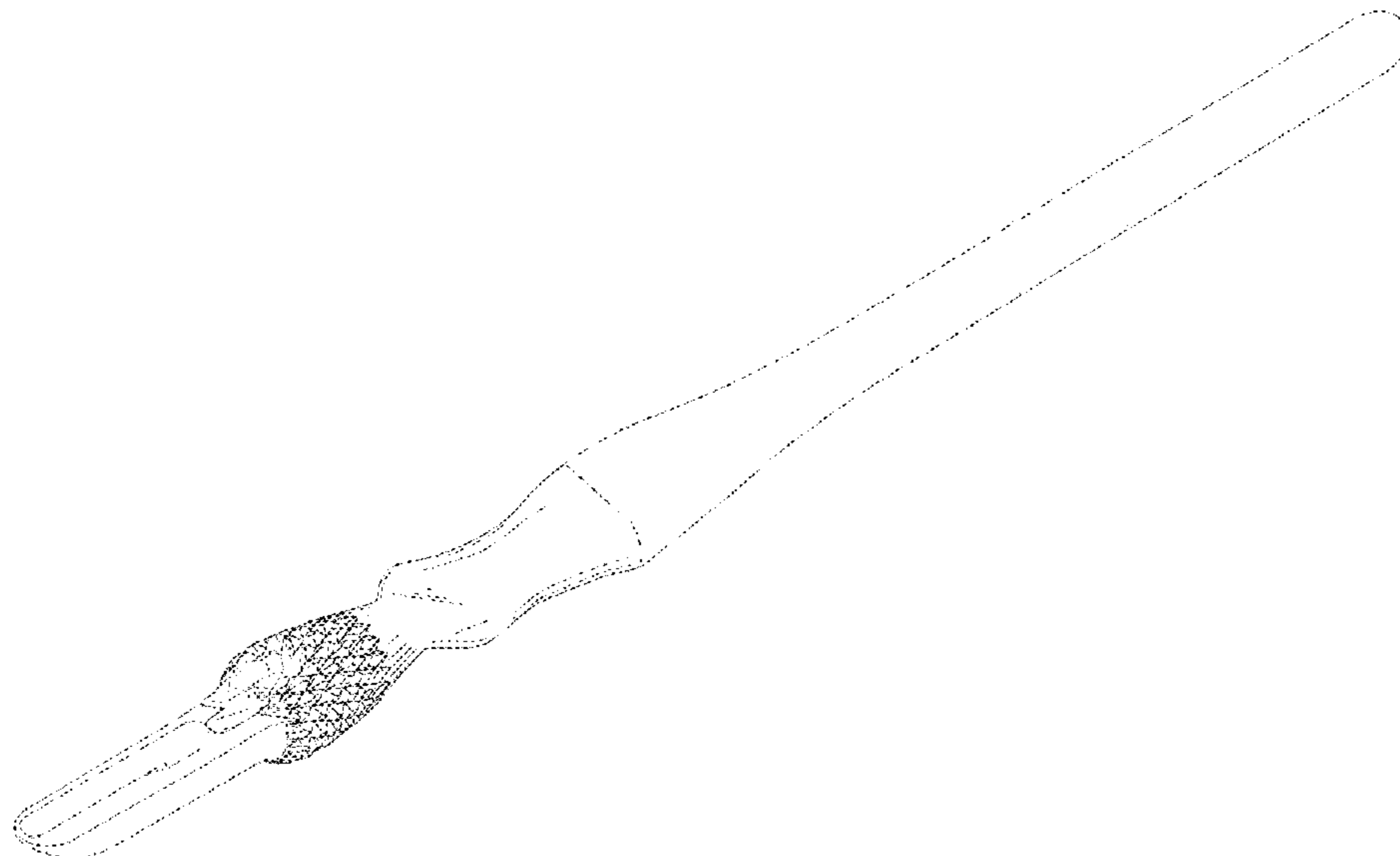
(57) **CLAIM**

We claim the ornamental design for a handle configuration, as shown and described.

DESCRIPTION

FIG. 1 is a top-right side perspective of a handle configuration of the present invent;
FIG. 2 is a right-side elevational view thereof;
FIG. 3 is a left-side elevational view thereof;
FIG. 4 is a top plan view thereof;
FIG. 5 is a bottom plan view thereof;
FIG. 6 is a front elevational view thereof; and,
FIG. 7 is a rear elevational view thereof.
The broken lines shown in FIGS. 1-7 illustrate portions of the handle configuration that form no part of the claimed design. The dash-dot lines shown in FIGS. 1-7 illustrate the bounds of the claim and form no part of the claimed design.

1 Claim, 4 Drawing Sheets



- (56) **References Cited**
U.S. PATENT DOCUMENTS
- 2,338,528 A * 1/1944 Miller B23F 19/06
409/33
- D295,026 S * 4/1988 Lin D10/113.2
- D518,177 S * 3/2006 Blanco D24/146
- D535,400 S * 1/2007 May D15/139
- D632,391 S 2/2011 Gitman
- D635,260 S 3/2011 Gitman
- D694,407 S * 11/2013 Ackermann D24/147
- D700,700 S * 3/2014 Efinger D24/147
- 8,745,825 B2 6/2014 Gitman et al.
- 8,850,662 B2 10/2014 Gitman et al.
- D729,385 S 5/2015 Gitman

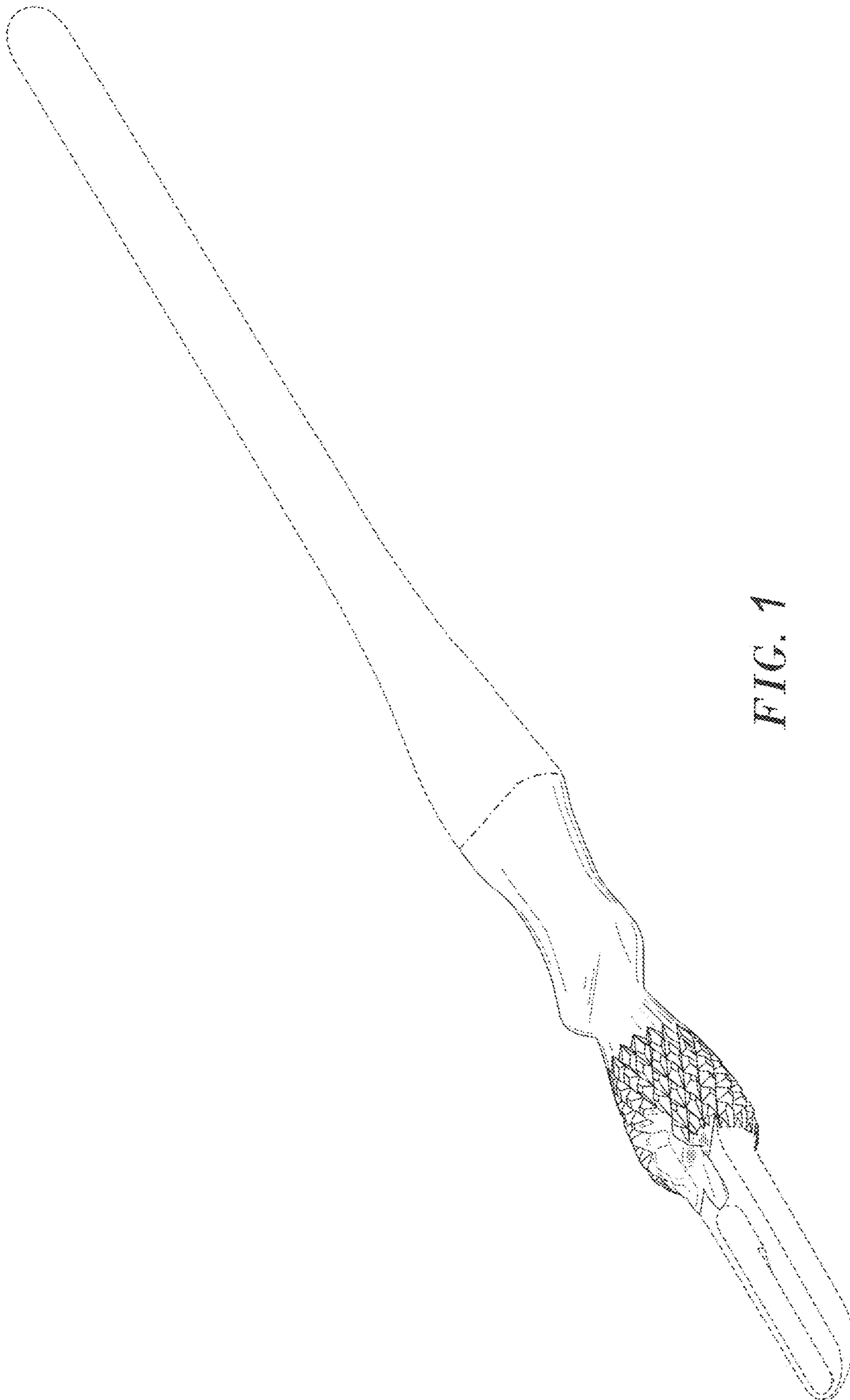


FIG. 1




FIG. 2




FIG. 3



FIG. 4




FIG. 5



FIG. 7



FIG. 6