



US00D898146S

(12) **United States Design Patent** (10) **Patent No.:** **US D898,146 S**
Hoffman et al. (45) **Date of Patent:** **** Oct. 6, 2020**

(54) **GOLF CLUB HEAD**

(71) Applicant: **Taylor Made Golf Company, Inc.**,
Carlsbad, CA (US)

(72) Inventors: **Joseph H. Hoffman**, Carlsbad, CA
(US); **Matthew D. Johnson**, San
Diego, CA (US); **Todd P. Beach**,
Encinitas, CA (US)

(73) Assignee: **Taylor Made Golf Company, Inc.**,
Carlsbad, CA (US)

(**) Term: **15 Years**

(21) Appl. No.: **29/672,909**

(22) Filed: **Dec. 10, 2018**

(51) **LOC (12) Cl.** **21-02**

(52) **U.S. Cl.**
USPC **D21/759; D21/733**

(58) **Field of Classification Search**
USPC **D21/747-751, 759**
CPC **A63B 53/00; A63B 53/02; A63B 53/04;**
A63B 53/047; A63B 53/0475; A63B
2053/0479; A63B 2053/0483; A63B
2053/0445; A63B 60/00; A63B 60/46
See application file for complete search history.

(56) **References Cited**

U.S. PATENT DOCUMENTS

1,435,318 A * 11/1922 Mattern A63B 53/04
473/342
1,509,429 A * 9/1924 Hillerich A63B 53/04
473/342
D84,525 S * 6/1931 Klin D21/752
1,854,548 A * 4/1932 Hunt A63B 53/04
473/329

(Continued)

OTHER PUBLICATIONS

Rick Shiels Golf, published Sep. 18, 2017, *5 Years of Taylormade Golf Drivers Tested!* 2012-2017. Retrieved from www.youtube.com/watch?v=1DnttqbxL-o&t=3s.

(Continued)

Primary Examiner — Mitchell I. Siegel

(74) *Attorney, Agent, or Firm* — Klarquist Sparkman LLP

(57) **CLAIM**

We claim the ornamental design for a golf club head, as shown and described.

DESCRIPTION

FIG. 1 is a perspective view of a golf club head, as viewed from the front, top and one side, according to one embodiment.

FIG. 2 is a front elevation view of a golf club head of FIG. 1.

FIG. 3 is a rear elevation view of the golf club head of FIG. 1.

FIG. 4 is a side elevation view of a toe side of the golf club head of FIG. 1.

FIG. 5 is a side elevation view of a heel side of the golf club head of FIG. 1.

FIG. 6 is a top plan view of the golf club head of FIG. 1.

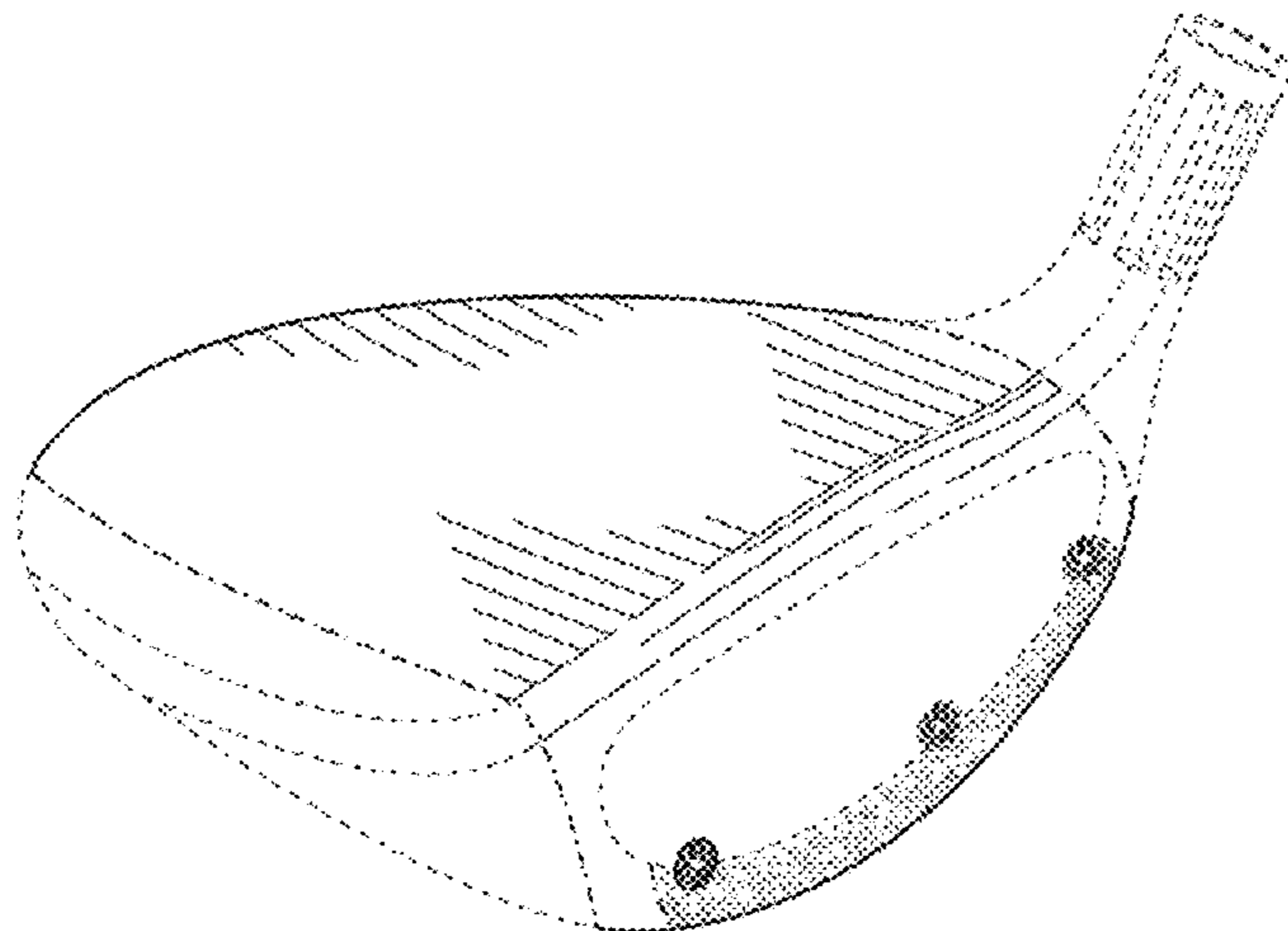
FIG. 7 is a bottom plan view of the golf club head of FIG. 1; and,

FIG. 8 is an enlarged view of a circular face port shown in FIG. 2, with other face ports being identical thereto except for being shown entirely in dashed lines (including the outer periphery).

The broken lines in the drawings are for purpose of illustrating environmental structure as well as portions of the design that form no part of the present claimed design. The dash-dot broken lines represent the boundary and form no part of the claimed design.

The drawings are lined or stippled for color to show that at least a portion of the bottom of the club head and at least a lower portion of the front of the club head have the same color.

1 Claim, 5 Drawing Sheets



(56)

References Cited

U.S. PATENT DOCUMENTS

D138,437 S * 8/1944 Link D21/752
 D138,438 S * 8/1944 Link D21/752
 D138,441 S * 8/1944 Link D21/752
 D148,555 S * 2/1948 Matzie D21/752
 D191,173 S * 8/1961 Mizejewski D21/759
 3,719,363 A * 3/1973 Harrison A63B 69/3632
 473/228
 D229,431 S * 11/1973 Baker D21/752
 4,432,550 A * 2/1984 Byars A63B 53/04
 473/343
 D316,128 S * 4/1991 Kinney, III D21/752
 D351,441 S * 10/1994 Iinuma D21/752
 D351,442 S * 10/1994 Asabuki D21/752
 D363,748 S * 10/1995 Iinuma D21/752
 D365,614 S * 12/1995 Su D21/752
 D428,458 S * 7/2000 Antonious D21/759
 D431,854 S * 10/2000 Cameron D21/759
 D437,374 S * 2/2001 Cameron D21/759
 D445,862 S * 7/2001 Ford D21/747
 6,471,599 B2 * 10/2002 Ford A63B 69/3617
 473/242
 D472,287 S * 3/2003 Truesdale D21/759
 6,729,967 B2 * 5/2004 Ford A63B 69/3617
 473/242
 D509,869 S * 9/2005 Mahaffey D21/752
 D523,500 S * 6/2006 Ford D21/747
 D534,595 S * 1/2007 Hasebe D21/747
 D543,601 S * 5/2007 Kawami D21/759
 D555,219 S * 11/2007 Lin D21/759
 D722,352 S * 2/2015 Nicolette D21/747
 D723,120 S * 2/2015 Nicolette D21/747
 8,961,336 B1 * 2/2015 Parsons A63B 53/0475
 473/332
 D726,265 S * 4/2015 Nicolette D21/747
 D746,926 S * 1/2016 Parsons D21/747

D748,214 S * 1/2016 Nicolette D21/747
 D748,749 S * 2/2016 Nicolette D21/759
 D756,471 S * 5/2016 Nicolette D21/747
 D767,694 S * 9/2016 Nielson D21/733
 9,468,821 B2 * 10/2016 Parsons A63B 53/0466
 D772,996 S * 11/2016 Taylor D21/759
 D773,575 S * 12/2016 Nicolette D21/747
 9,533,201 B2 * 1/2017 Parsons A63B 53/0475
 9,610,481 B2 * 4/2017 Parsons A63B 53/04
 D791,256 S * 7/2017 Nielson D21/759
 D792,539 S * 7/2017 Cameron D21/759
 D795,979 S * 8/2017 Parsons D21/759
 D802,068 S * 11/2017 Parsons D21/747
 9,814,952 B2 * 11/2017 Parsons A63B 53/047
 D816,787 S * 5/2018 Nicolette D21/747
 D825,891 S * 8/2018 Parsons D2/747
 D827,065 S * 8/2018 Nicolette D21/747
 10,052,533 B1 * 8/2018 Kuc A63B 53/0466
 D835,737 S * 12/2018 Parsons D21/747
 10,232,235 B2 * 3/2019 Parsons A63B 60/54
 10,265,590 B2 * 4/2019 Parsons A63B 60/02
 10,286,267 B2 * 5/2019 Nicolette A63B 53/0475
 D852,302 S * 6/2019 Parsons D21/747
 D856,451 S * 8/2019 Parsons D21/747
 D863,478 S * 10/2019 Parsons D21/747
 10,449,428 B2 * 10/2019 Parsons A63B 53/047
 10,478,684 B2 * 11/2019 Parsons A63B 53/047
 10,512,829 B2 * 12/2019 Parsons A63B 53/047
 2015/0231454 A1 * 8/2015 Parsons A63B 53/0475
 473/335

OTHER PUBLICATIONS

Rick Shiels Golf, published Dec. 2, 2014, *What is a GC2 and HMT Launch Monitor?*. Retrieved from www.youtube.com/watch?v=d2vwnjMNvo0.

* cited by examiner

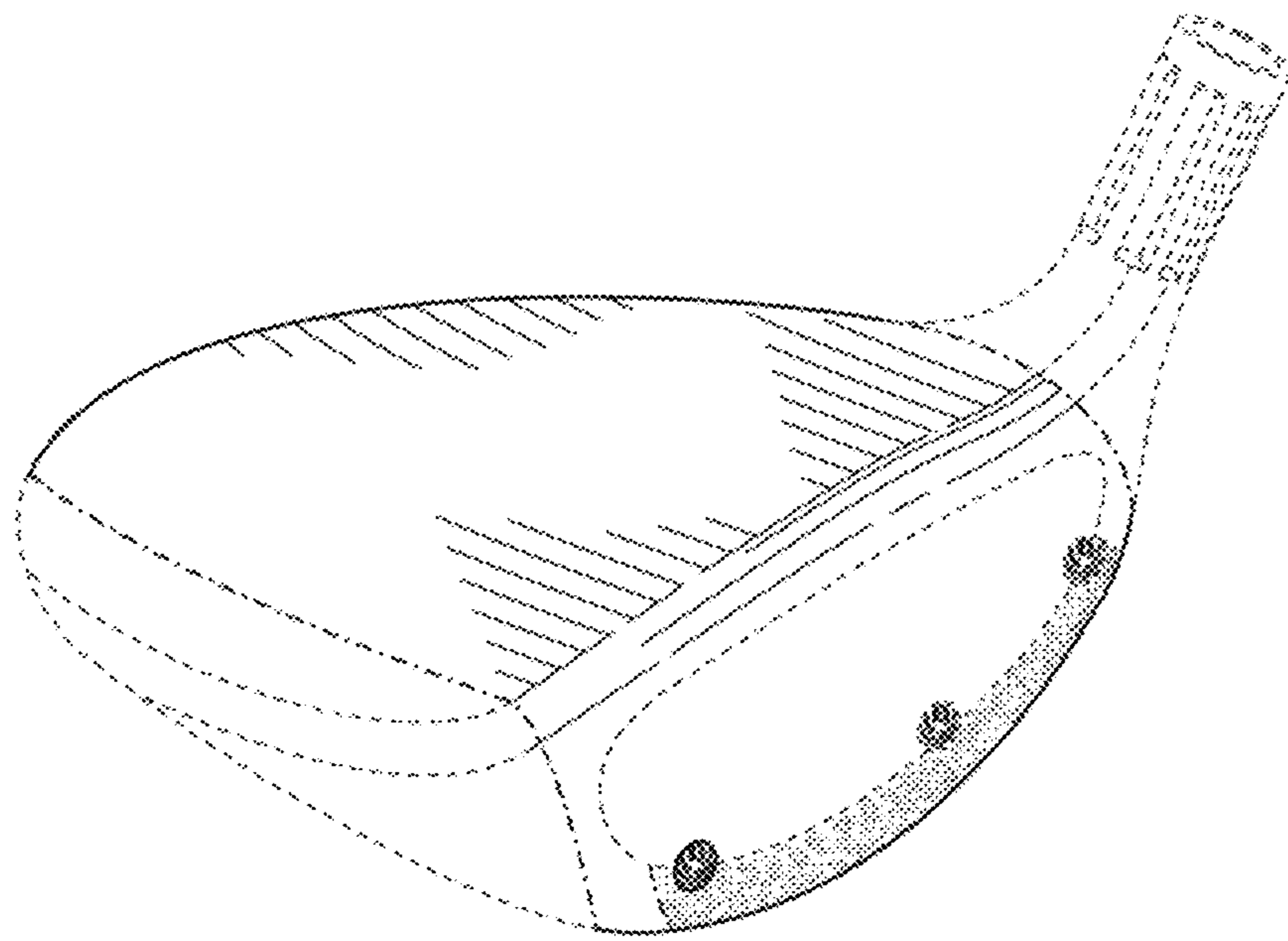


FIG. 1

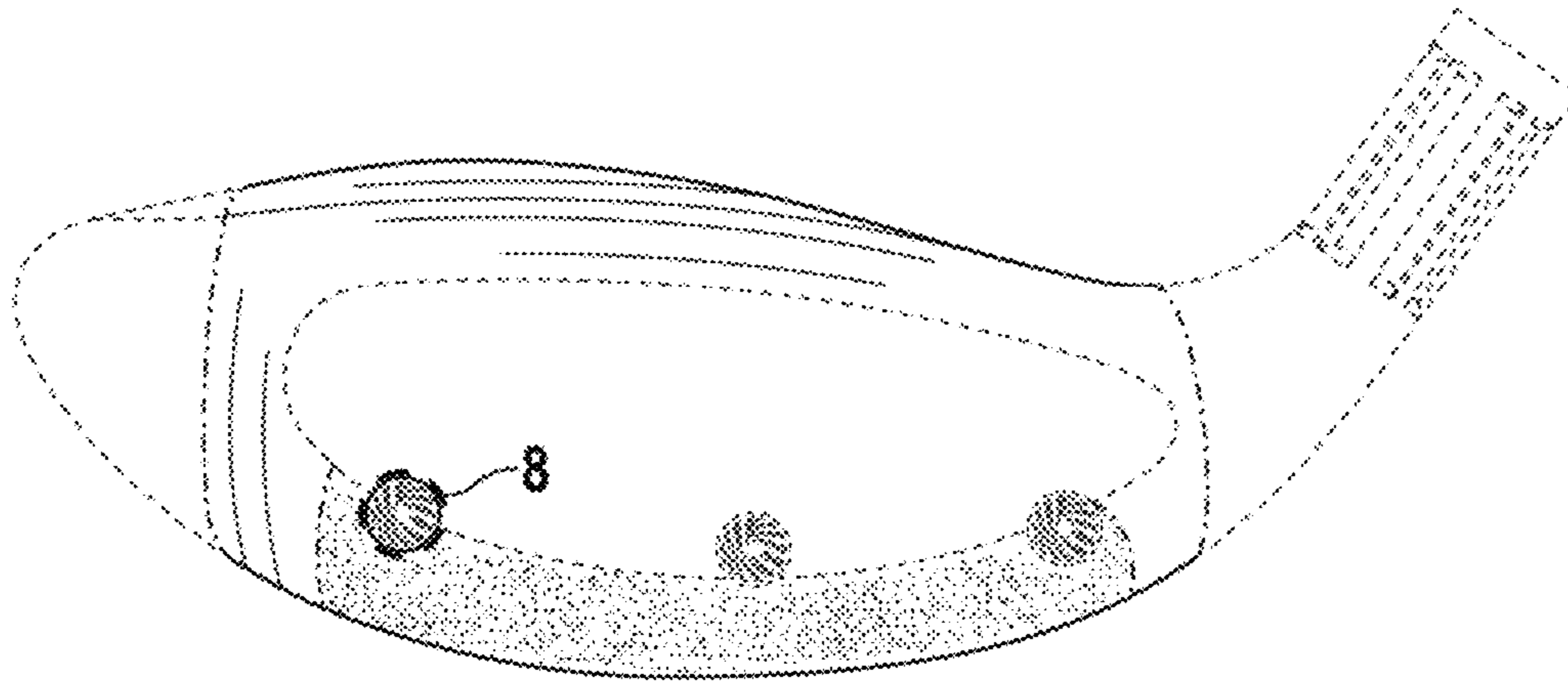


FIG. 2

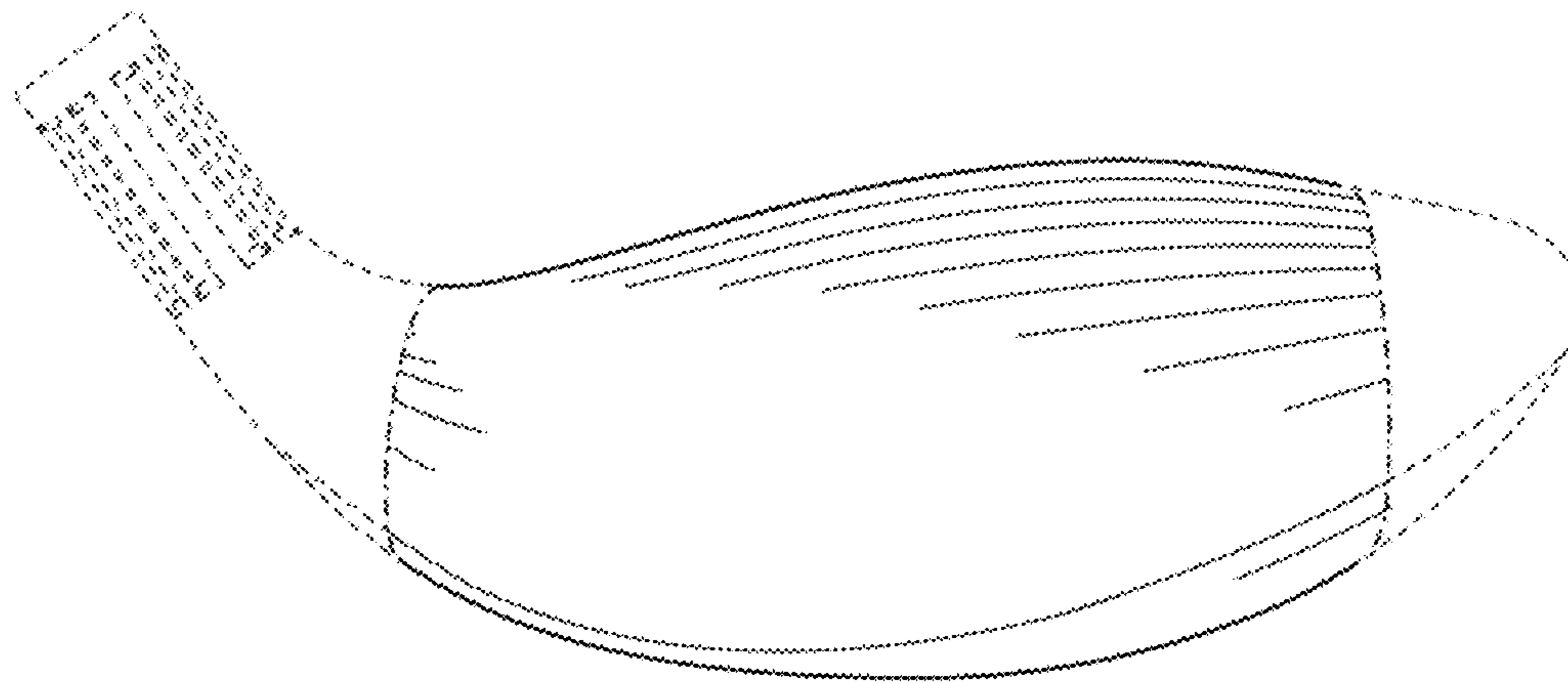


FIG. 3

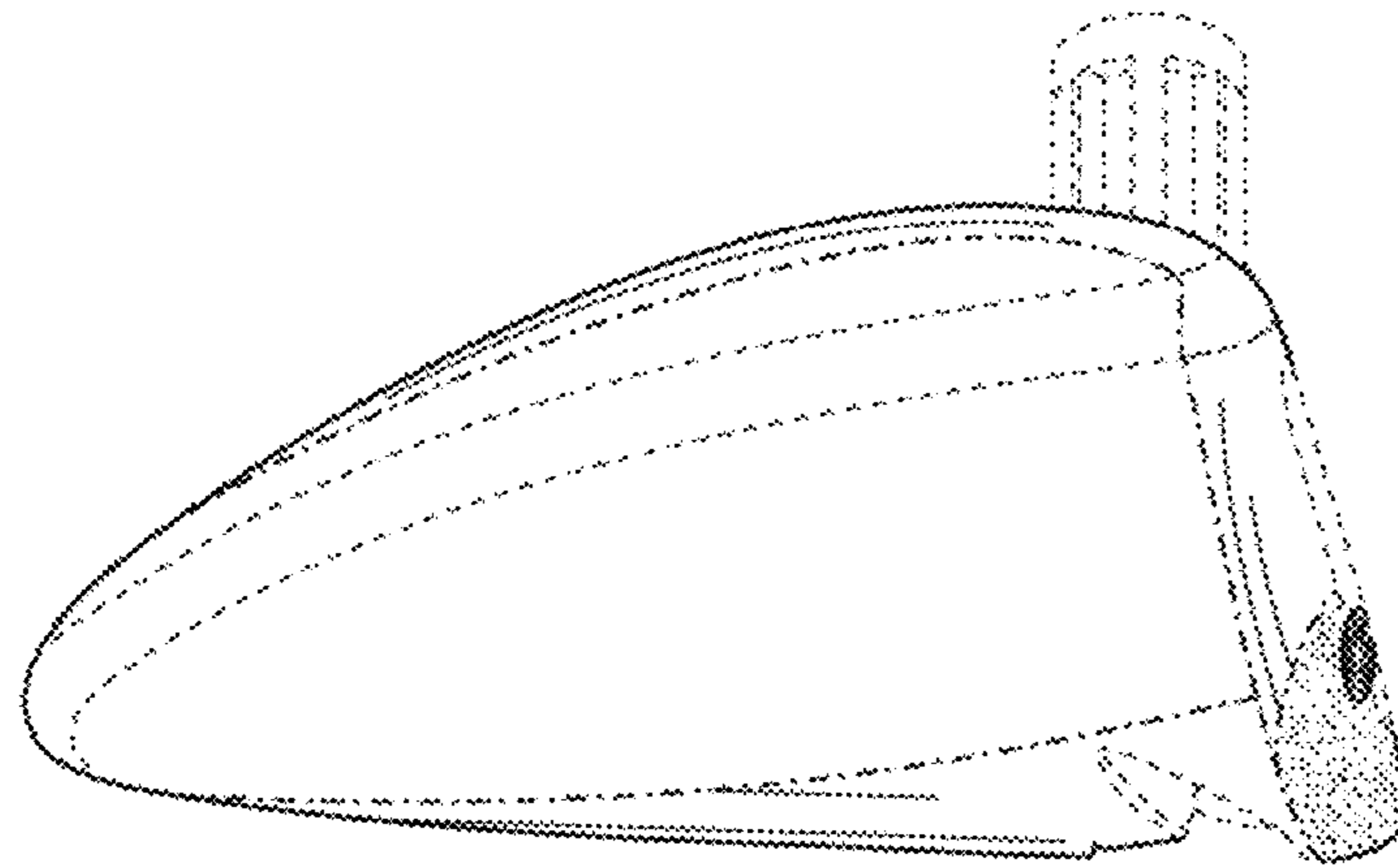


FIG. 4

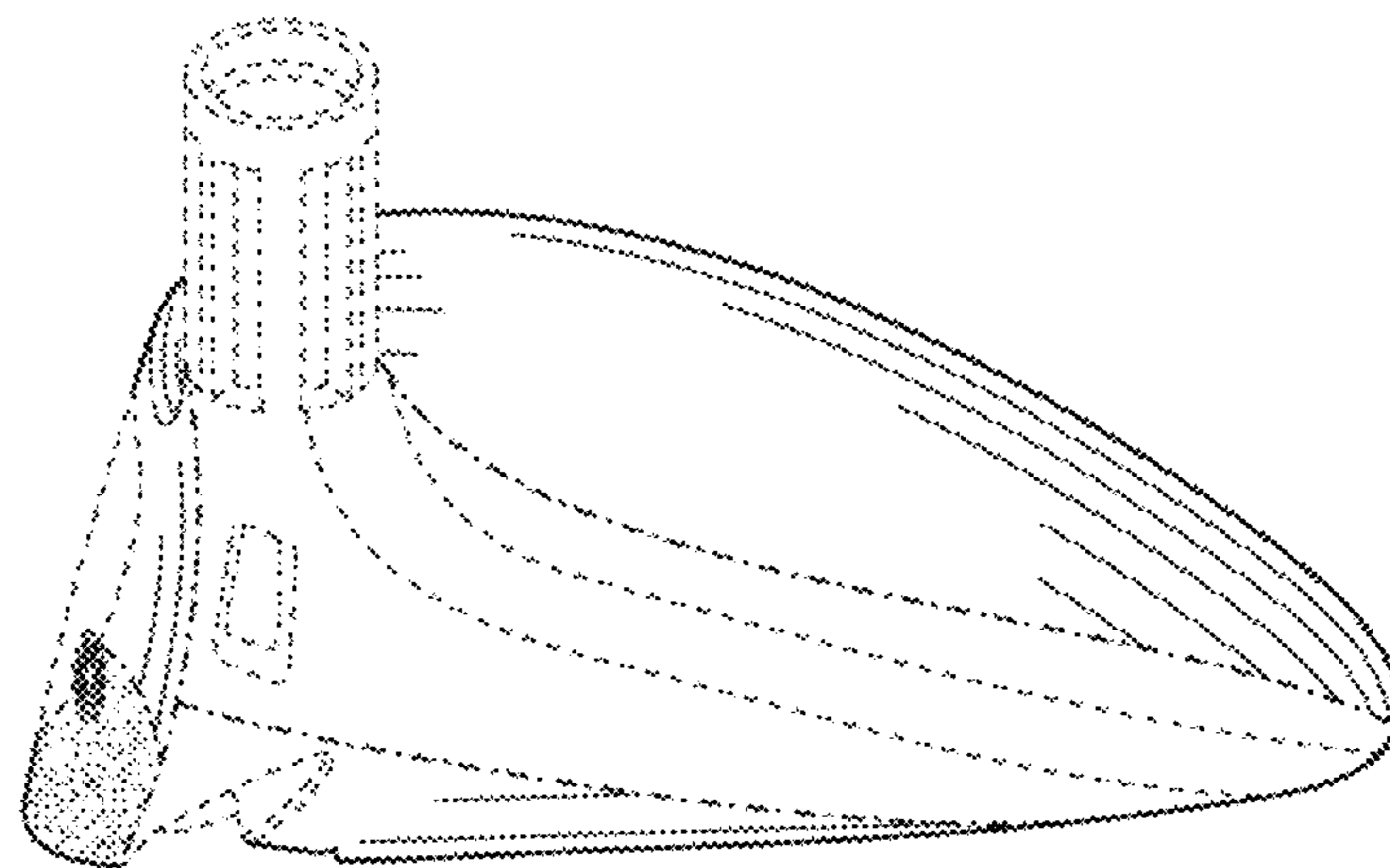


FIG. 5

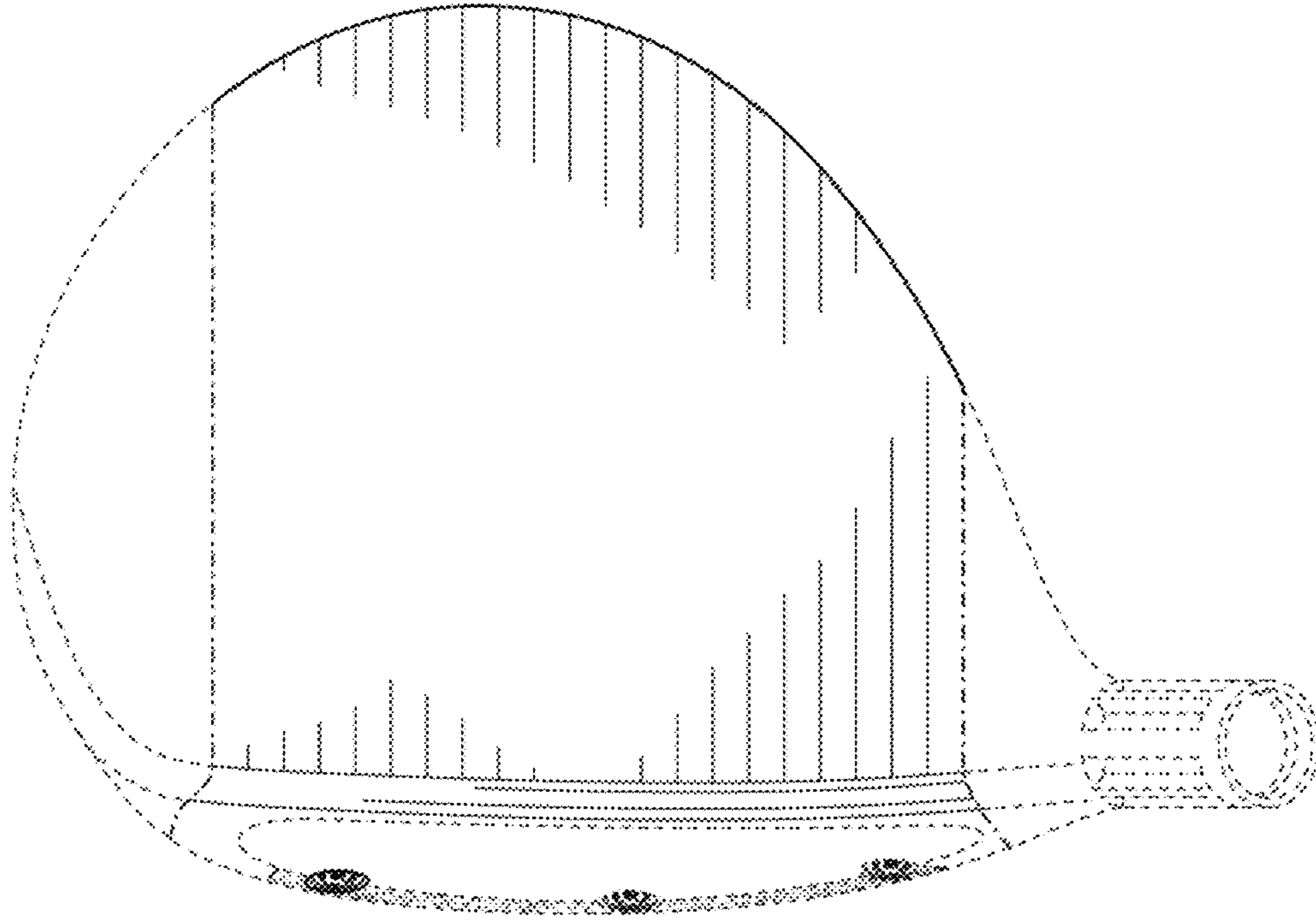


FIG. 6

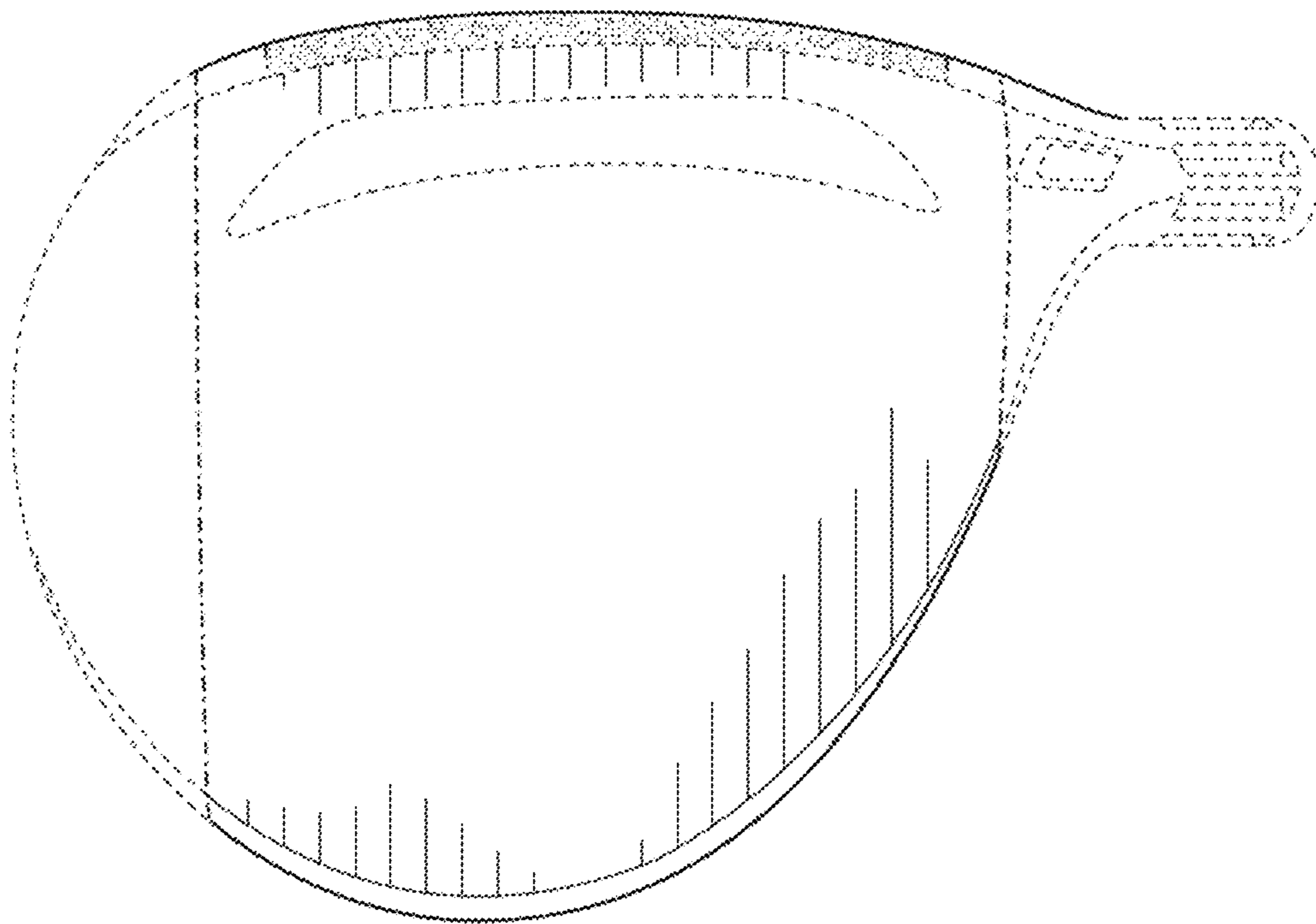


FIG. 7

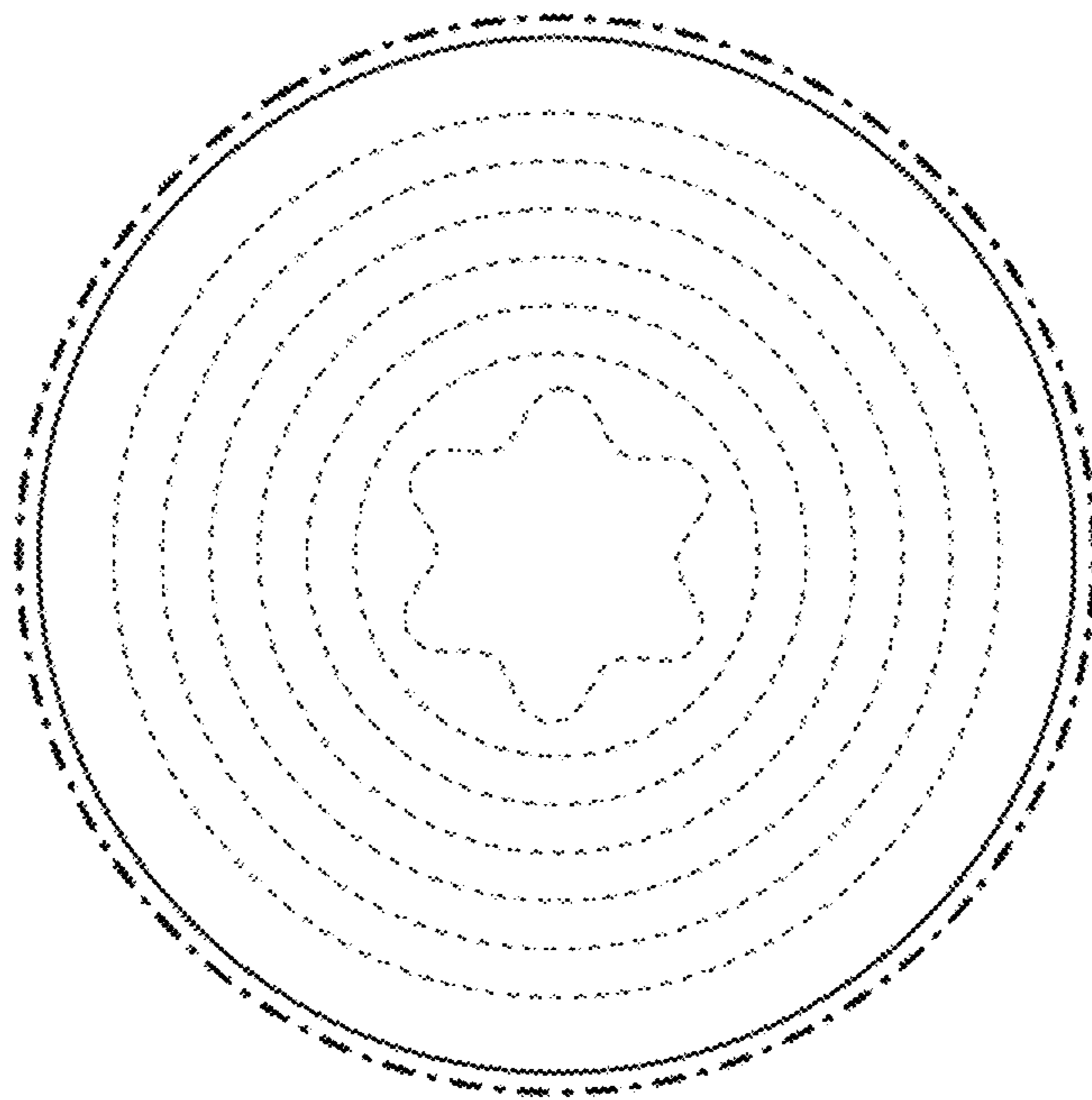


FIG. 8