

US00D898141S

(12) **United States Design Patent** (10) **Patent No.:** **US D898,141 S**  
**Riley** (45) **Date of Patent:** **\*\* Oct. 6, 2020**

(54) **BAT**  
(71) Applicant: **Bert John Riley**, Sedro Woolley, WA (US)  
(72) Inventor: **Bert John Riley**, Sedro Woolley, WA (US)  
(\*\*) Term: **15 Years**  
(21) Appl. No.: **29/685,983**  
(22) Filed: **Apr. 2, 2019**  
(51) **LOC (12) Cl.** ..... **21-02**  
(52) **U.S. Cl.**  
USPC ..... **D21/725**  
(58) **Field of Classification Search**  
USPC ..... D21/725, 780  
CPC ..... A63B 59/00; A63B 59/50–59/58; A63B 59/80; A63B 60/00; A63B 60/46; A63B 2102/00; A63B 2102/10; A63B 2102/12; A63B 2102/26; A63B 2102/28; A63B 2102/30; A63B 2102/38  
See application file for complete search history.

D241,958 S \* 10/1976 Smith ..... D21/791  
4,149,723 A \* 4/1979 Simon ..... A63B 43/002  
273/348  
D316,888 S \* 5/1991 Foresi ..... D21/791  
D458,655 S \* 6/2002 Pullaro ..... D21/725  
D691,680 S \* 10/2013 Steele ..... D21/725  
D876,561 S \* 2/2020 Long ..... D21/725  
2007/0254751 A1 \* 11/2007 Wilson ..... A63B 60/08  
473/457  
2012/0071257 A1 \* 3/2012 Lum ..... A63B 69/3623  
473/256

\* cited by examiner

*Primary Examiner* — Mitchell I. Siegel  
(74) *Attorney, Agent, or Firm* — Michael J. Foycik, Jr.

(57) **CLAIM**

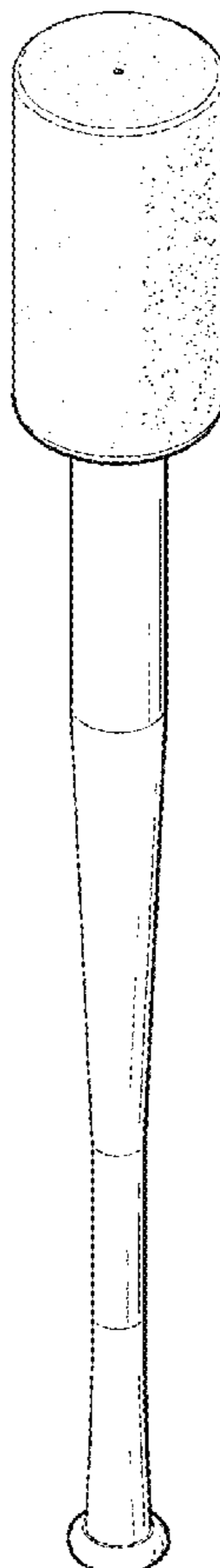
The ornamental design for a bat, as shown and described.

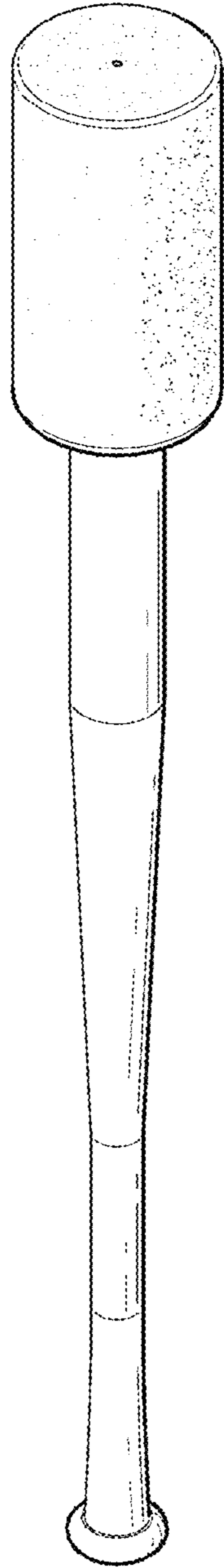
**DESCRIPTION**

FIG. 1 is a top isometric view of a bat, showing my new design;  
FIG. 2 is a bottom isometric view of the bat of FIG. 1;  
FIG. 3 is a side view thereof, the bat being symmetric in all side views;  
FIG. 4 is a top elevational view thereof; and,  
FIG. 5 is a bottom view thereof.

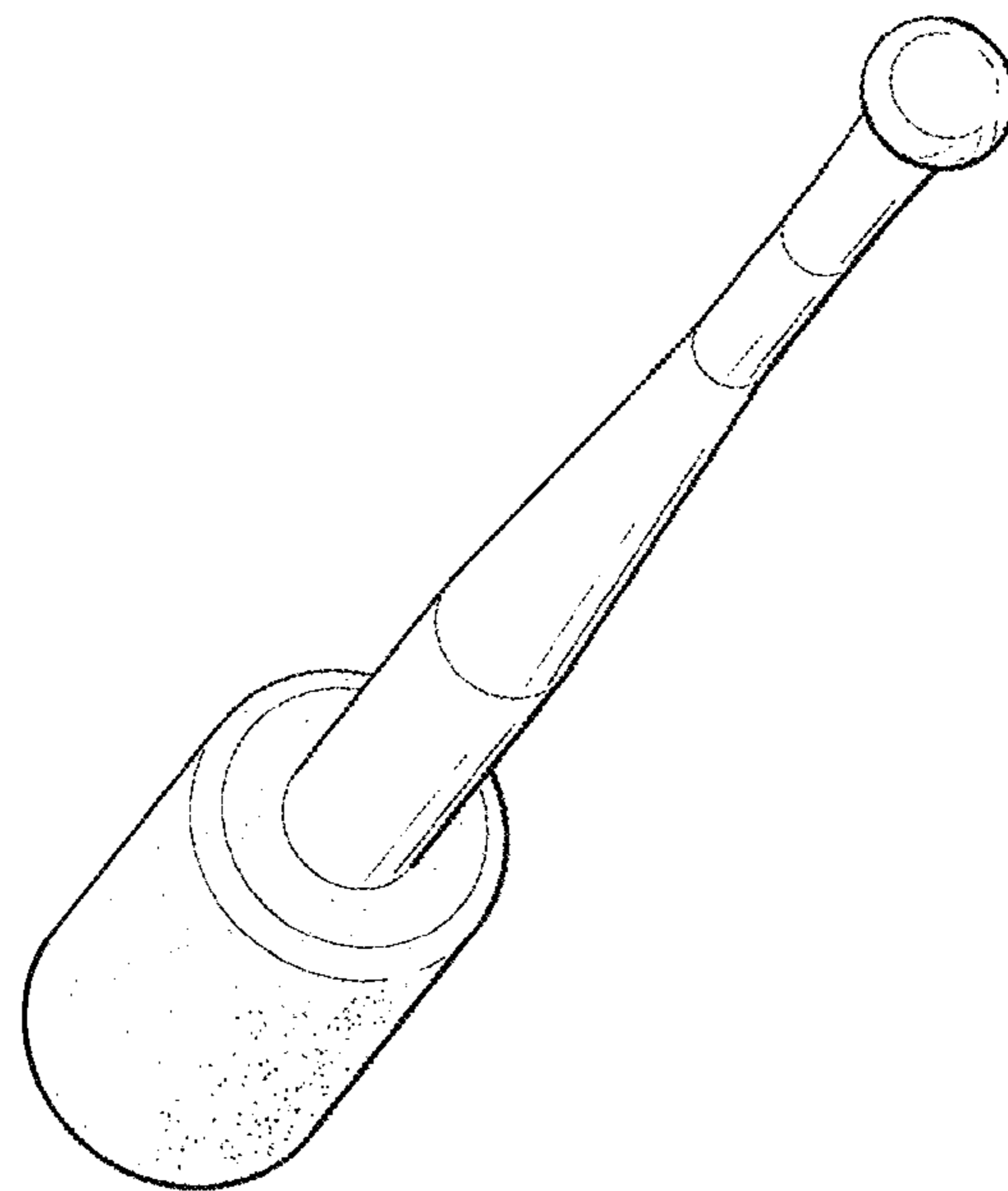
**1 Claim, 2 Drawing Sheets**

(56) **References Cited**  
U.S. PATENT DOCUMENTS  
D237,515 S \* 11/1975 Thiel ..... D21/791  
3,921,978 A \* 11/1975 Warren ..... A63B 59/00  
473/567






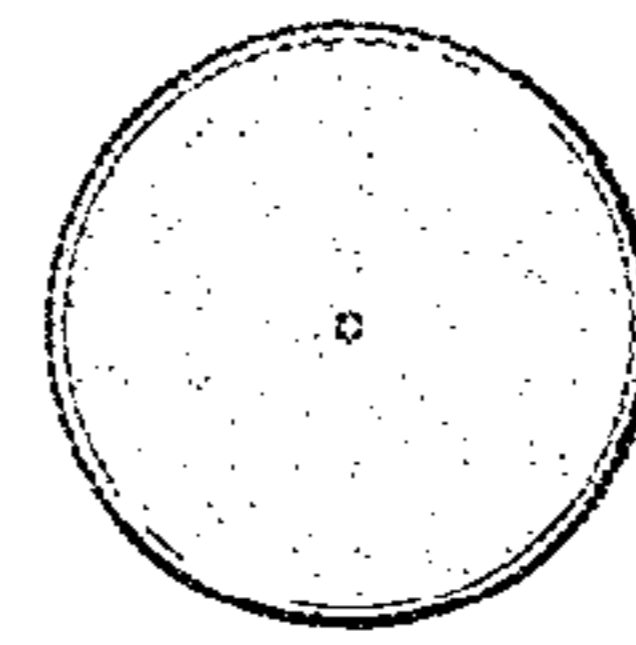
**FIG. 1**



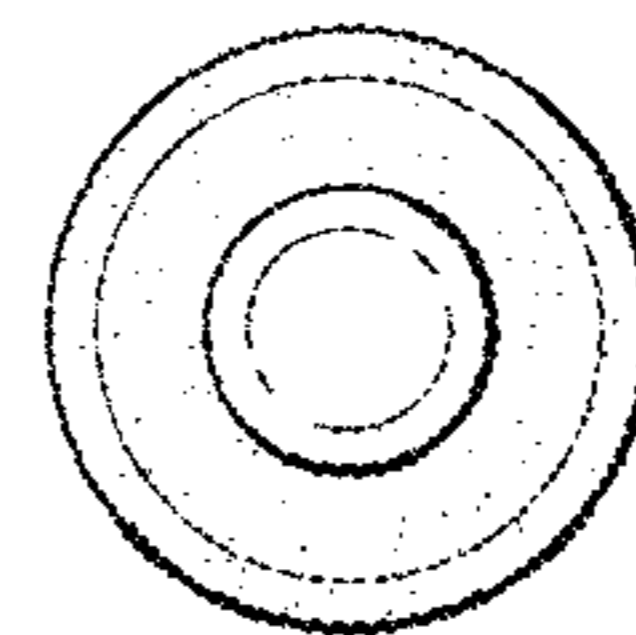
**FIG. 2**



**FIG. 3**



**FIG. 4**



**FIG. 5**