

US00D898127S

(12) **United States Design Patent** (10) **Patent No.:** **US D898,127 S**  
**Stair et al.** (45) **Date of Patent:** **\*\* Oct. 6, 2020**

(54) **GAMING MACHINE**

CPC ..... G07F 17/32; G07F 17/34; G07F 17/3211;  
G07F 17/3213; G07F 17/3216; G07F  
17/3244; G07F 17/3202; G07F 17/3267;  
G07F 17/3209

(71) Applicant: **ARISTOCRAT TECHNOLOGIES AUSTRALIA PTY LIMITED**, North Ryde, NSW (AU)

See application file for complete search history.

(72) Inventors: **James Stair**, Las Vegas, NV (US); **Dominic J. DeMarco**, Round Rock, TX (US); **Rajendrasinh Banesinh Jadeja**, Las Vegas, NV (US); **Michael Bristol**, Henderson, NV (US); **Joseph Kaminkow**, Las Vegas, NV (US)

(56) **References Cited**

U.S. PATENT DOCUMENTS

D491,078 S	6/2004	Schoepfer
D508,269 S	8/2005	Wichinsky
D508,719 S	8/2005	De Haas
D508,961 S	8/2005	Gatto et al.
D560,724 S	1/2008	Johnson
D560,725 S	1/2008	Johnson
D572,314 S	7/2008	Vallejo et al.
D573,417 S	7/2008	Osborn
D603,909 S	11/2009	De Viveiros Ortiz

(Continued)

(73) Assignee: **ARISTOCRAT TECHNOLOGIES AUSTRALIA PTY LIMITED**, North Ryde (AU)

*Primary Examiner* — Ryan Harvey

(\*\*) Term: **15 Years**

(74) *Attorney, Agent, or Firm* — Armstrong Teasdale LLP

(21) Appl. No.: **29/674,118**

(57) **CLAIM**

(22) Filed: **Dec. 19, 2018**

The ornamental design for a gaming machine, as shown and described.

**Related U.S. Application Data**

**DESCRIPTION**

(63) Continuation of application No. 29/578,789, filed on Sep. 23, 2016, now Pat. No. Des. 842,932.

(51) **LOC (12) Cl.** ..... **21-03**

(52) **U.S. Cl.**  
USPC ..... **D21/369**

(58) **Field of Classification Search**  
USPC ..... D21/369, 370, 371, 385, 329, 325, 394;  
D14/496, 307, 172, 129, 325, 401, 371,  
D14/126, 439, 432, 450, 128, 375, 248,  
D14/374, 341, 138 G, 127, 138 R, 451,  
D14/486; 463/28, 13, 11, 16, 20, 25, 31,  
463/46, 23, 30, 17, 36, 29, 42, 34, 32, 35,  
463/19, 21, 22; 273/292, 203, 138.2,  
273/143 R, 142 R, 138.1; D19/60;  
D16/226; D8/335, 331, 334; D26/141;  
D7/641; D6/703.1; D20/43

FIG. 1 is a front perspective view of a gaming machine showing our new design;

FIG. 2 is a front view of the gaming machine design shown in FIG. 1;

FIG. 3 is a back view of the gaming machine design shown in FIG. 1;

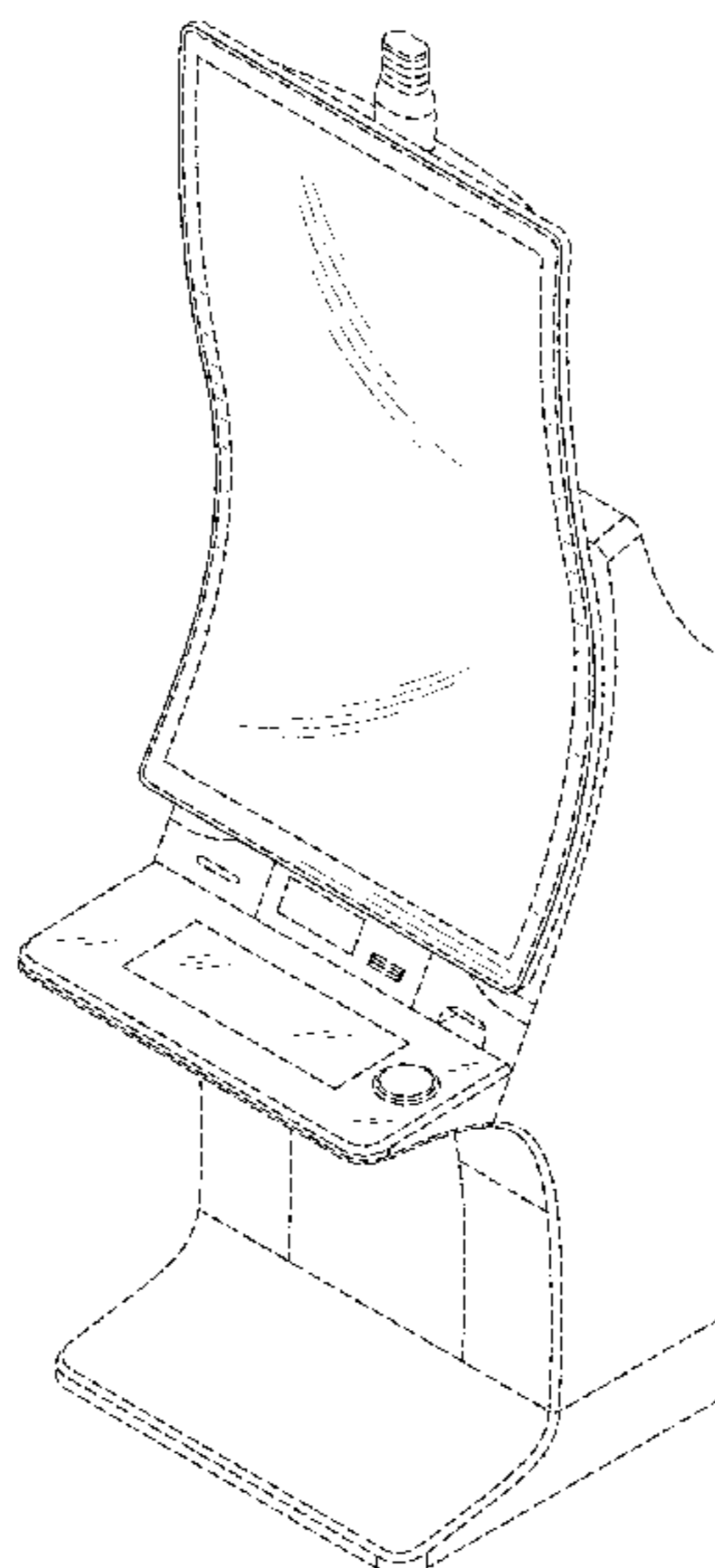
FIG. 4 is a right view of the gaming machine design shown in FIG. 1;

FIG. 5 is a left view of the gaming machine design shown in FIG. 1; and,

FIG. 6 is a top view of the gaming machine design shown in FIG. 1.

Broken lines illustrate unclaimed environmental features and form no part of the claimed design.

**1 Claim, 5 Drawing Sheets**



(56)

**References Cited**

## U.S. PATENT DOCUMENTS

D604,368	S	11/2009	Lesley et al.	
D604,773	S	11/2009	De Viveiros Ortiz	
D604,774	S	11/2009	De Viveiros Ortiz	
D605,231	S	12/2009	Hashimoto et al.	
D612,432	S	3/2010	De Viveiros Ortiz	
D615,598	S	5/2010	McComb et al.	
D622,780	S	8/2010	Lesley et al.	
D622,781	S	8/2010	Lesley et al.	
D646,337	S	10/2011	Kelly et al.	
D649,605	S	11/2011	Terpstra et al.	
D685,033	S	6/2013	Wudtke	
8,641,535	B2	2/2014	McComb et al.	
D712,975	S	9/2014	Lesley et al.	
D719,615	S	12/2014	Inoue	
D736,751	S	8/2015	Lee	
D736,752	S	8/2015	Lee	
D740,888	S	10/2015	DePalma et al.	
D742,974	S	11/2015	Lesley et al.	
RE46,169	E	10/2016	Kelly	
D771,041	S	11/2016	Bae	
D774,032	S	12/2016	Bae	
D812,146	S	3/2018	Castro	
D812,147	S	3/2018	Castro	
D812,148	S	3/2018	Castro	
D812,149	S	3/2018	Castro	
D842,932	S *	3/2019	Stair .....	D21/369
D846,650	S *	4/2019	Stair .....	D21/369
D852,830	S *	7/2019	Penacho .....	D14/486
D870,138	S *	12/2019	Penacho .....	D14/486
D880,607	S *	4/2020	Priddy .....	D21/369
2011/0136573	A1	6/2011	McComb et al.	
2013/0278875	A1	10/2013	Kim	

\* cited by examiner

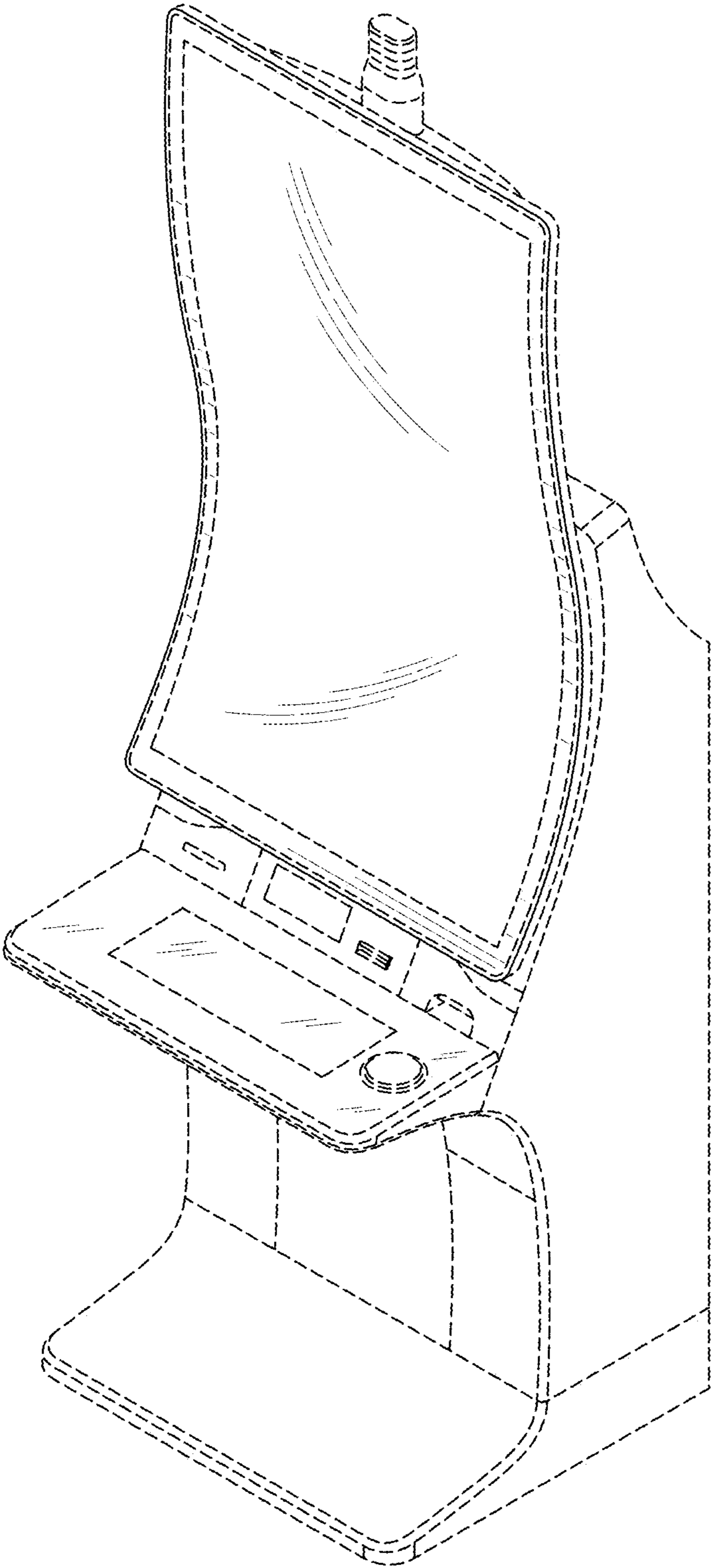


FIG. 1

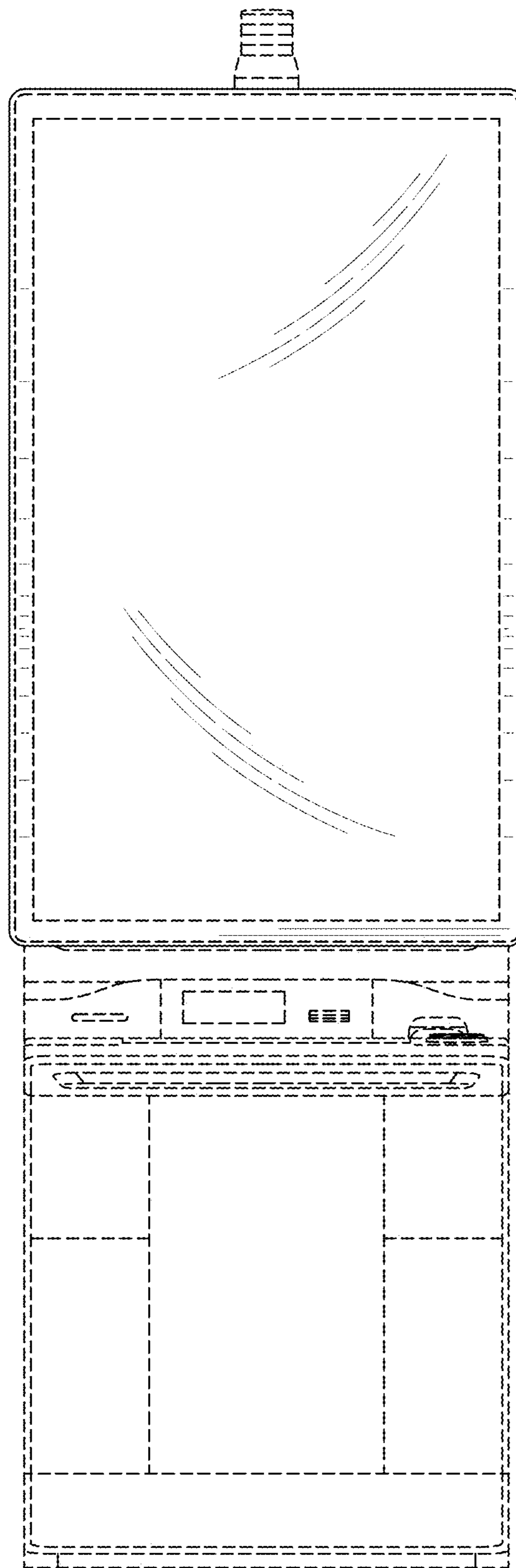


FIG. 2




FIG. 3

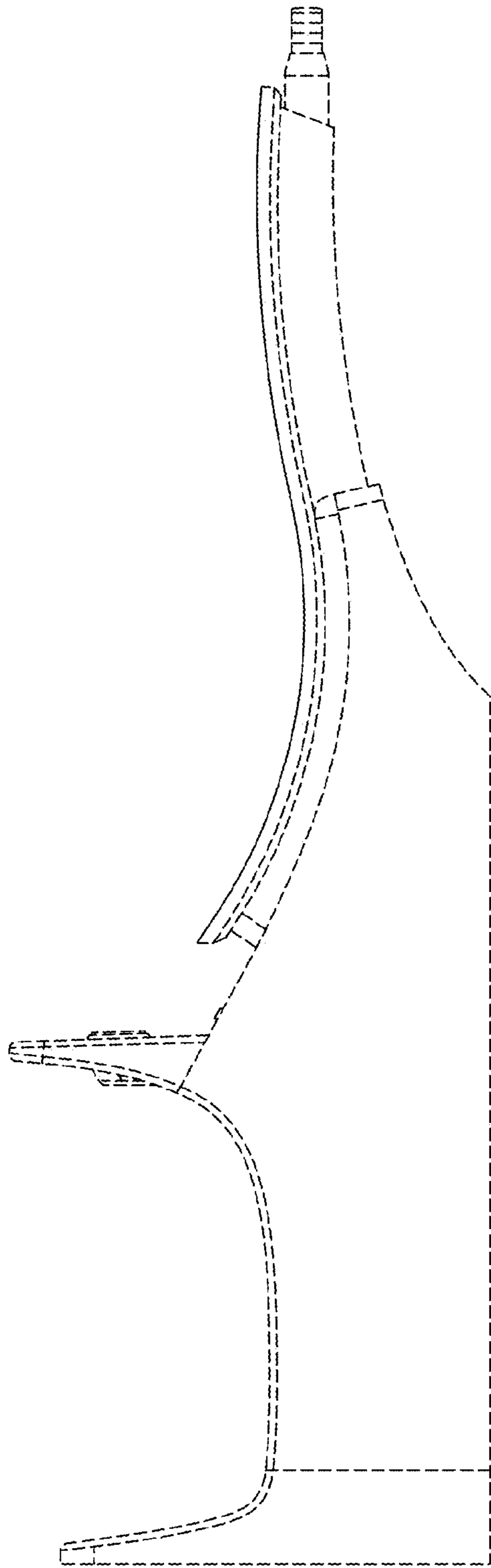


FIG. 4

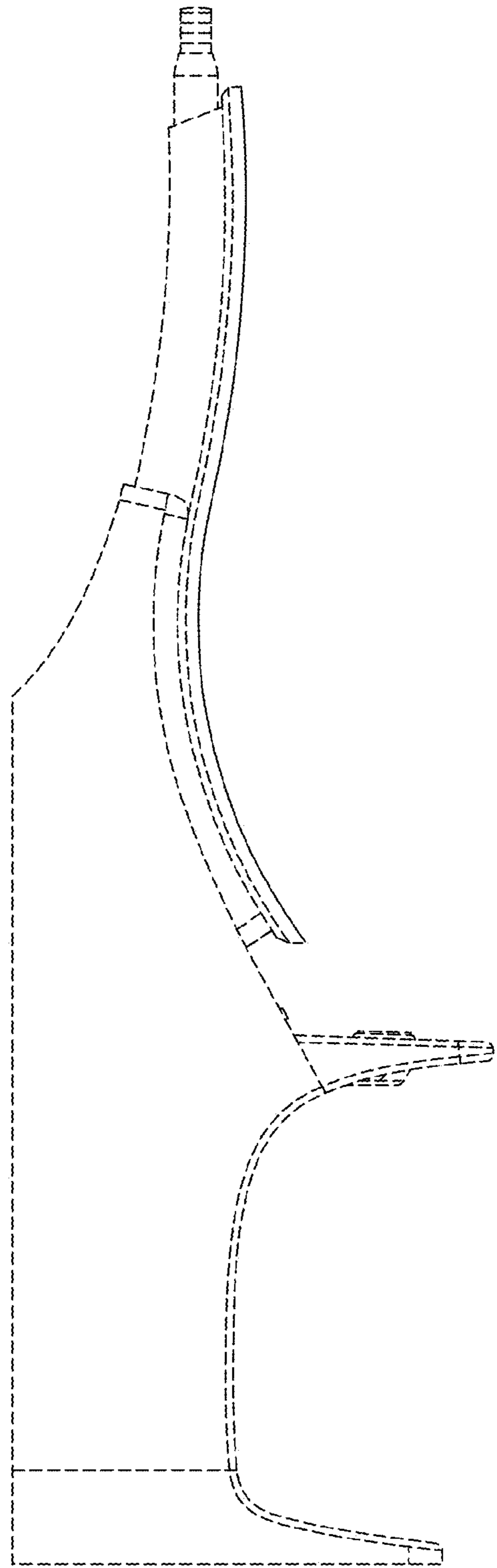


FIG. 5

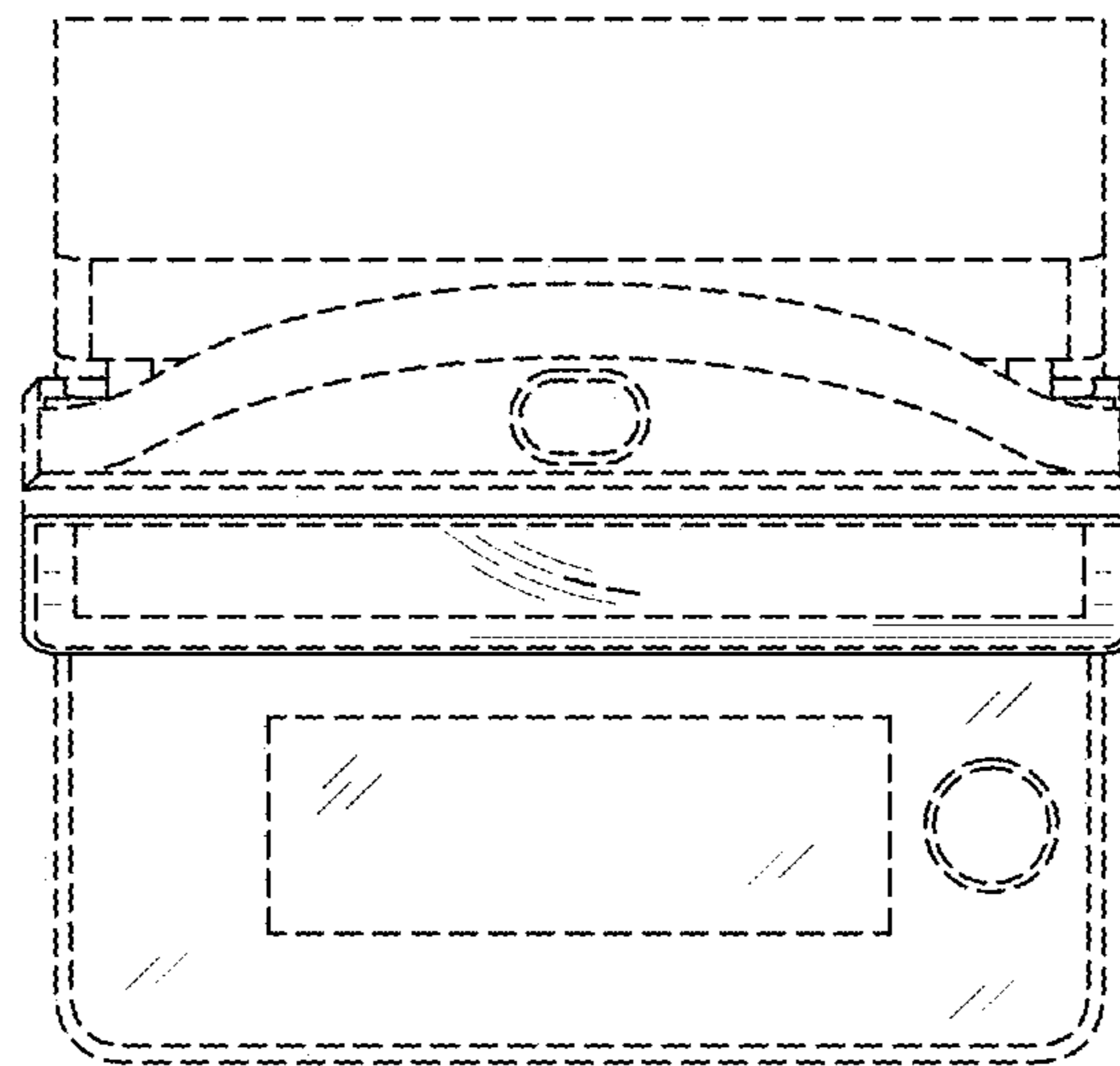


FIG. 6