



US00D898125S

(12) **United States Design Patent** (10) **Patent No.:** **US D898,125 S**
Brown (45) **Date of Patent:** **** Oct. 6, 2020**

(54) **GAMING DISPLAY OR PORTION THEREOF**

2009/2457; A63F 2009/2458; A63F
2009/246; A63F 2009/2461; A63F
2009/2463

(71) Applicant: **Anthony James Brown**, Tallebudgera
(AU)

See application file for complete search history.

(72) Inventor: **Anthony James Brown**, Tallebudgera
(AU)

(56) **References Cited**

U.S. PATENT DOCUMENTS

(**) Term: **15 Years**

D454,165 S * 3/2002 Gallo D21/369
D467,624 S * 12/2002 Boyd A63F 1/00
D21/369
7,434,809 B2 * 10/2008 Silverman A63F 1/00
273/292
D819,142 S * 5/2018 Pietschmann D21/397
D854,093 S * 7/2019 Pietschmann D21/369

(21) Appl. No.: **29/680,450**

(22) Filed: **Feb. 15, 2019**

* cited by examiner

(30) **Foreign Application Priority Data**

Aug. 17, 2018 (AU) 201814907

Primary Examiner — George D. Kirschbaum

(51) **LOC (12) Cl.** **21-01**

Assistant Examiner — Joseph J Kukella

(52) **U.S. Cl.**
USPC **D21/334**; D21/397

(57) **CLAIM**

(58) **Field of Classification Search**
USPC D14/488–490; D21/300, 324–327, 329,
D21/333–342, 345–349, 362, 363,
D21/365–369, 371, 374, 375

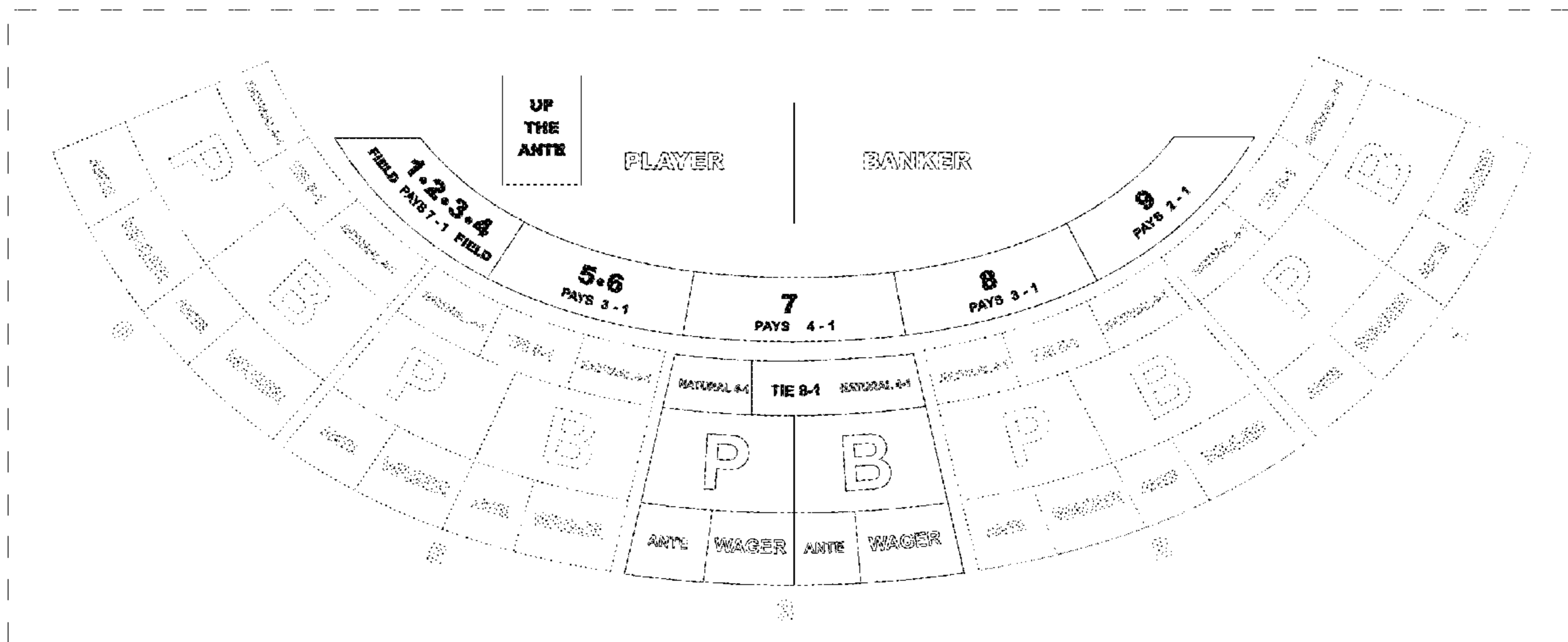
The ornamental design for a gaming display or portion thereof, as shown and described.

CPC A63F 1/00; A63F 1/005; A63F 1/06; A63F
1/067; A63F 3/00176; A63F 3/00182;
A63F 3/00189; A63F 3/00208; A63F
9/0402; A63F 2009/0404; A63F
2009/2448; A63F 2009/245; A63F

DESCRIPTION

FIG. 1 is a top view of a gaming display or portion thereof showing my new design; and, FIG. 2 is another top view thereof. The broken line showing of a table surface, text, and graphical elements form no part the claimed design.

1 Claim, 2 Drawing Sheets



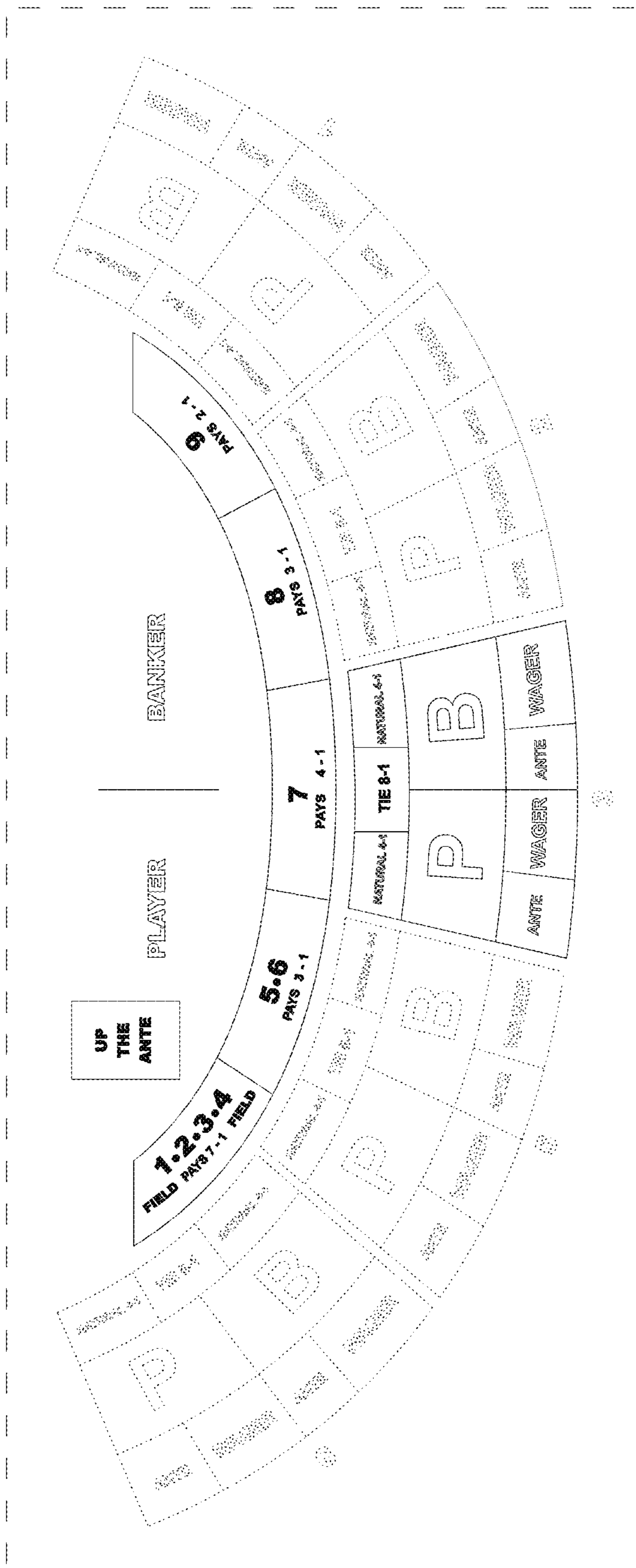


FIG. 1

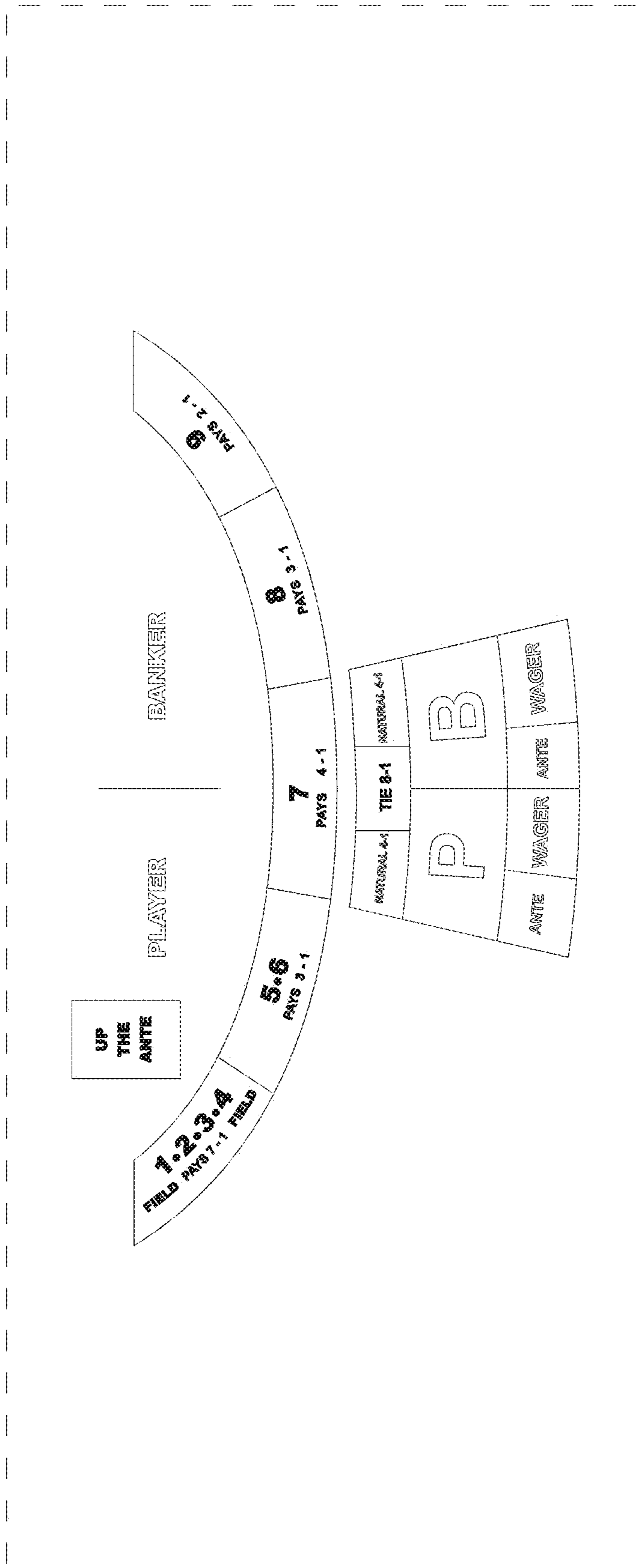


FIG. 2