



US00D898119S

(12) **United States Design Patent** (10) **Patent No.:** **US D898,119 S**
Lin (45) **Date of Patent:** **** Oct. 6, 2020**

- (54) **SEAT TAG**
- (71) Applicant: **SPEC SEATS TECHNOLOGIES INC., Taoyuan (TW)**
- (72) Inventor: **Mei Chuen Lin, Taoyuan (TW)**
- (73) Assignee: **SPEC SEATS TECHNOLOGIES INC., Taoyuan (TW)**
- (**) Term: **15 Years**
- (21) Appl. No.: **29/693,591**
- (22) Filed: **Jun. 4, 2019**
- (51) **LOC (12) Cl.** **19-08**
- (52) **U.S. Cl.**
USPC **D20/28**
- (58) **Field of Classification Search**
USPC D9/550, 563; D10/46, 47, 52, 104.1, D10/104.2; D14/490, 491; D19/1, 2, 3, D19/4, 5, 6, 7, 8, 9, 10, 11, 12; D20/10, D20/11, 18, 22, 23, 24, 25, 26, 27, 28, D20/29, 40, 43, 44, 49
CPC G09F 1/00; G09F 1/04; G09F 3/00; G09F 3/005; G09F 3/0288; G09F 3/0289; G09F 3/02; G09F 3/04; G09F 3/06; G09F 3/08; G09F 3/10; G06K 19/0776
See application file for complete search history.

(56) **References Cited**

U.S. PATENT DOCUMENTS

- D240,776 S * 8/1976 Pollard D20/28
- D470,890 S * 2/2003 Meyer D20/28
- D473,595 S * 4/2003 Fisher D20/22

- D575,816 S * 8/2008 Law D14/436
- D596,240 S * 7/2009 Muniz D20/28
- D602,532 S * 10/2009 Tegtmeyer D20/10
- D656,012 S * 3/2012 Leu D20/28
- D764,592 S * 8/2016 Zenoff D20/42
- D777,511 S * 1/2017 Williams D20/28
- D849,140 S * 5/2019 Zenoff D20/19
- 2001/0034894 A1 * 11/2001 Godfrey A42B 1/248
2/209.13

* cited by examiner

Primary Examiner — Mary Ann Calabrese

Assistant Examiner — Catherine Ho

(74) *Attorney, Agent, or Firm* — Lin & Associates
Intellectual Property, Inc.


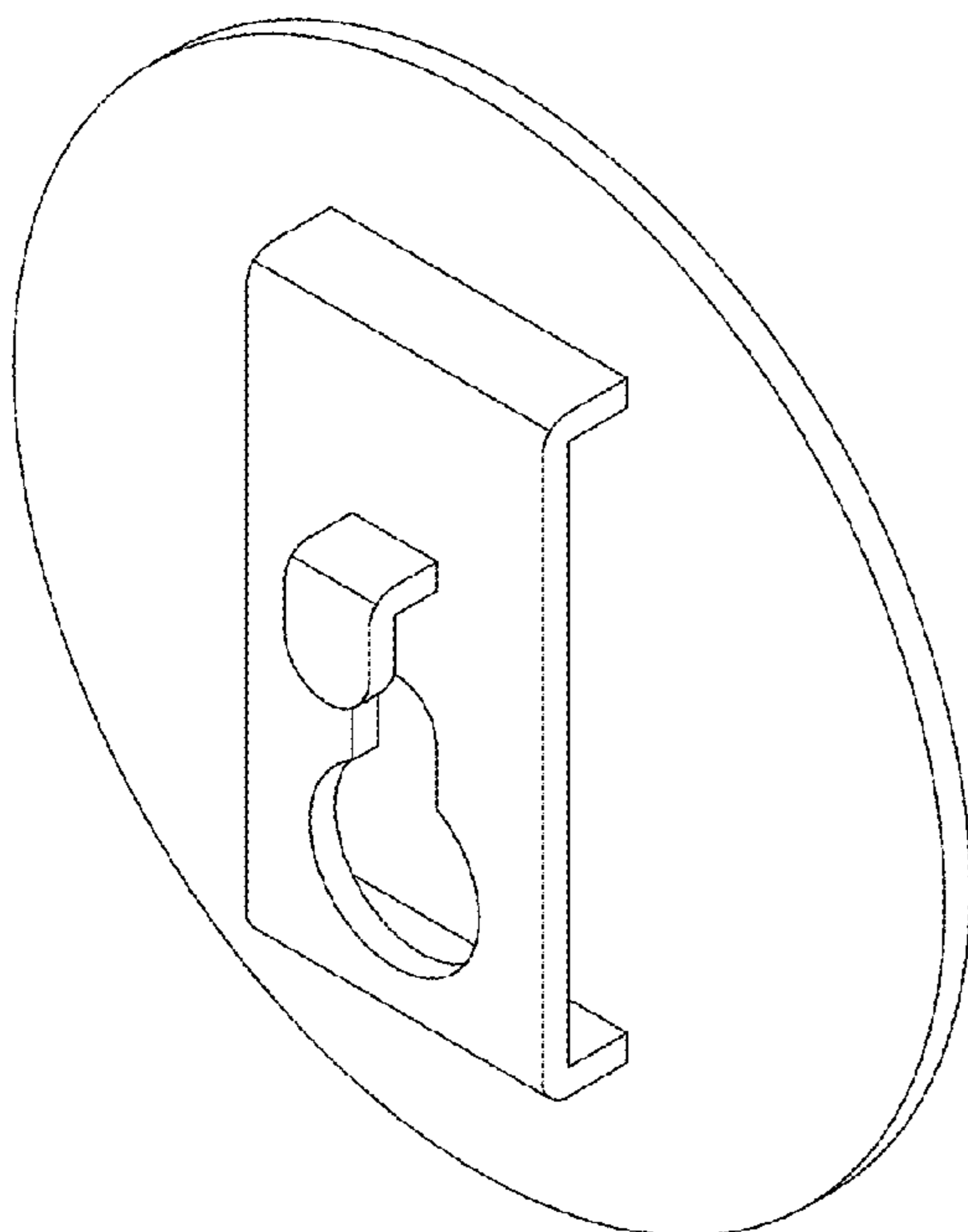
(57) **CLAIM**

I claim the ornamental design for a seat tag, as shown and described.

DESCRIPTION

FIG. 1 is a perspective view of a seat tag, showing my new design;
 FIG. 2 is a front elevational view thereof;
 FIG. 3 is a rear elevational view thereof;
 FIG. 4 is a left elevational view thereof;
 FIG. 5 is a right elevational view thereof;
 FIG. 6 is a top view thereof;
 FIG. 7 is a bottom view thereof;
 FIG. 8 a perspective view of a seat tag shown in an environment of use; and,
 FIG. 9 is a perspective view of a seat tag shown in an alternate environment of use.
 The broken line portion of the figure drawings is included to show environment that forms no part of the claimed design.

1 Claim, 9 Drawing Sheets



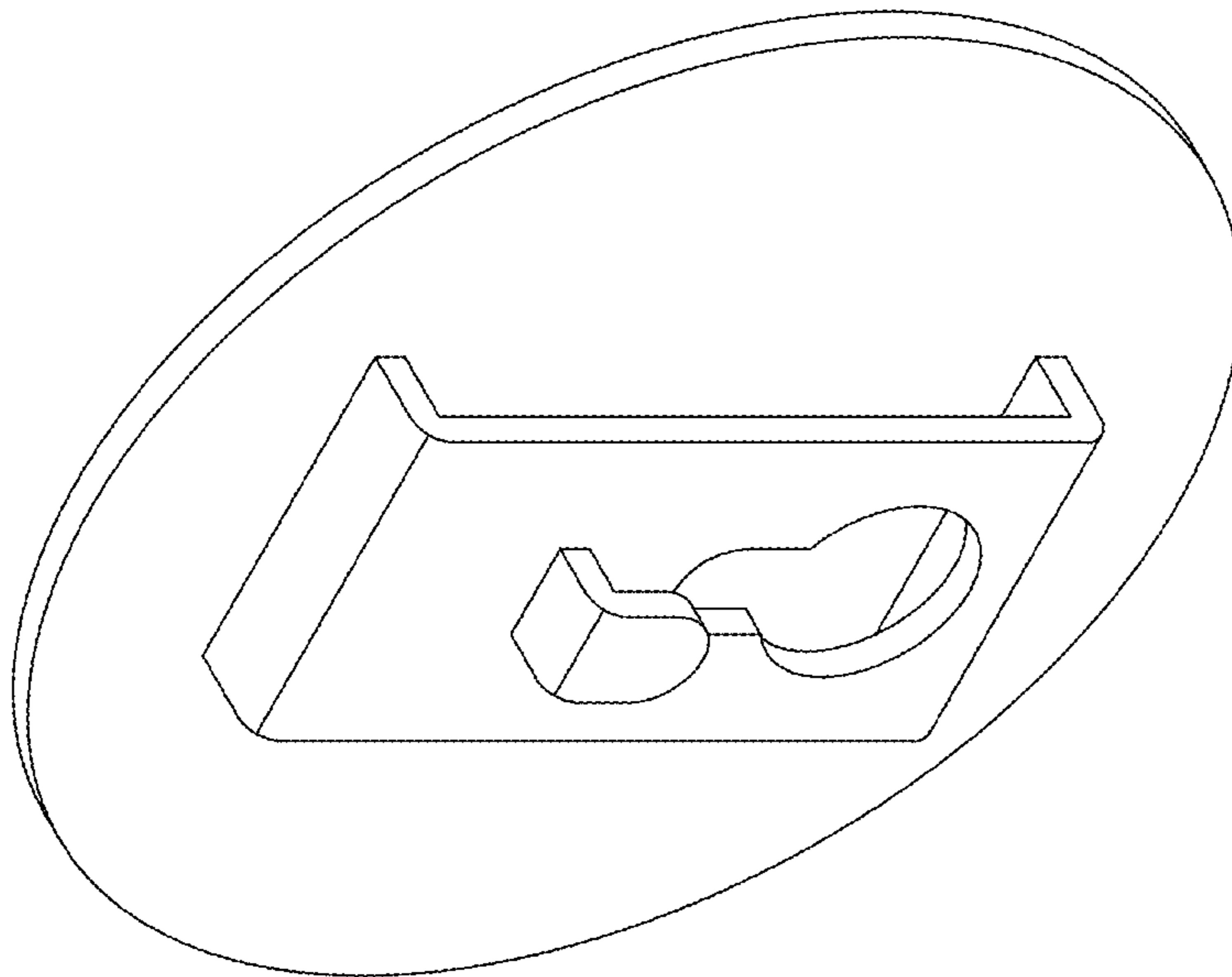


FIG. 1

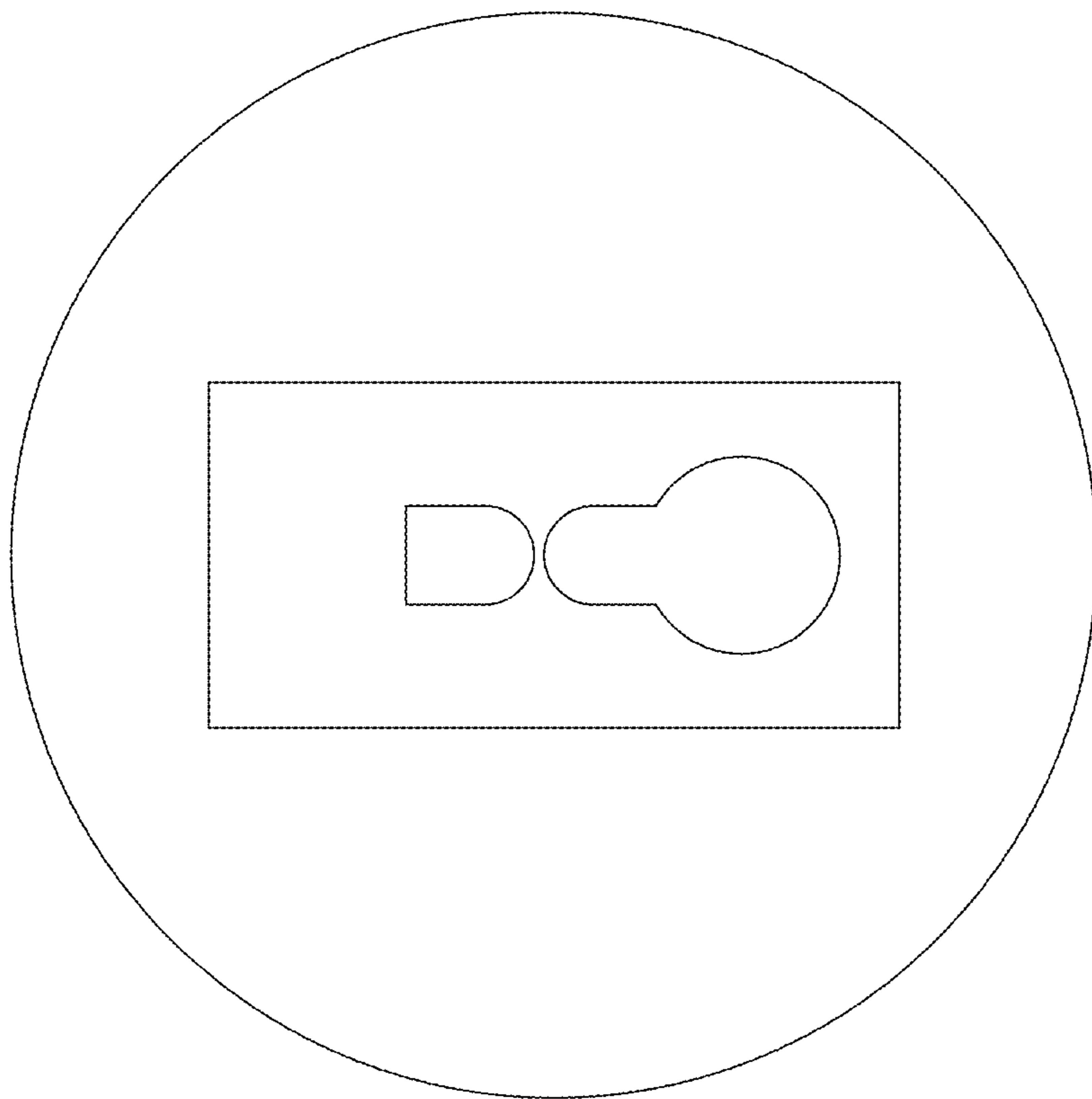


FIG. 2




FIG. 3

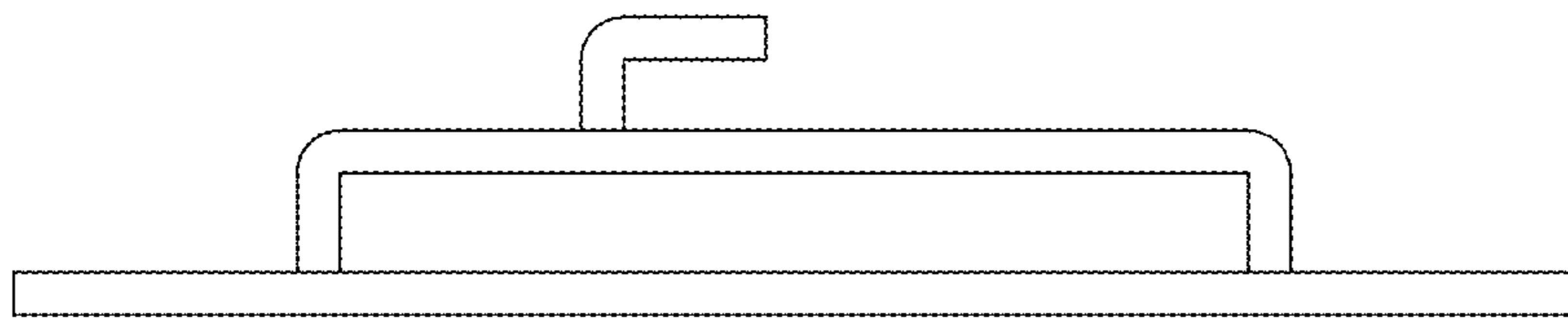


FIG. 4

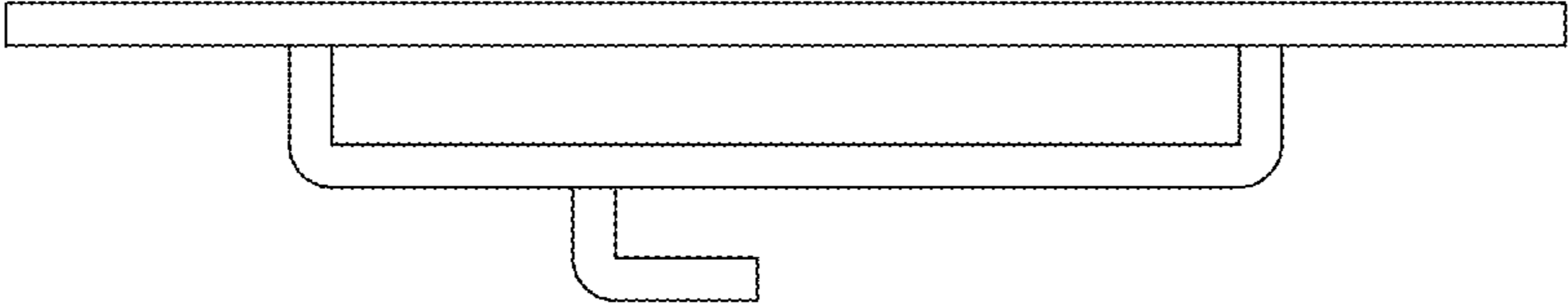


FIG. 5

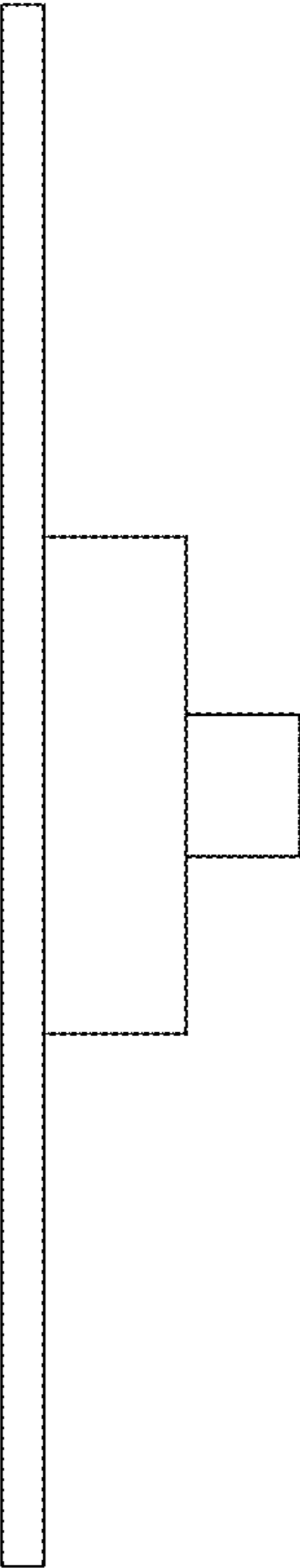


FIG. 6

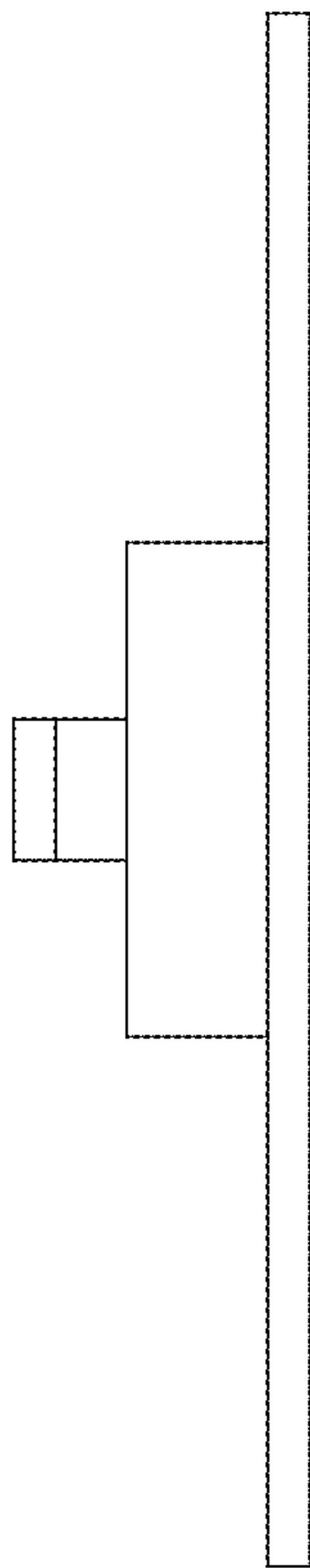


FIG. 7

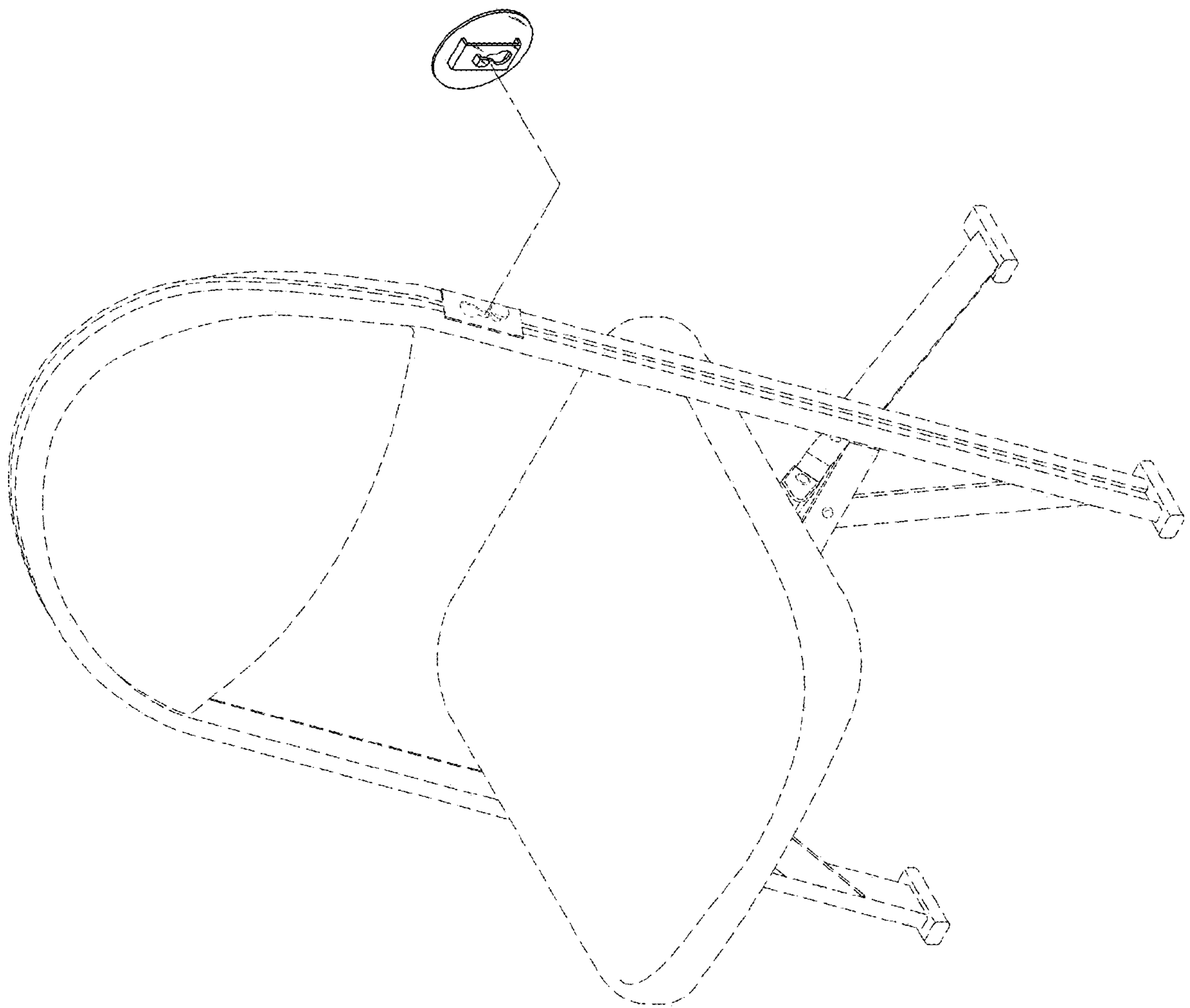


FIG. 8

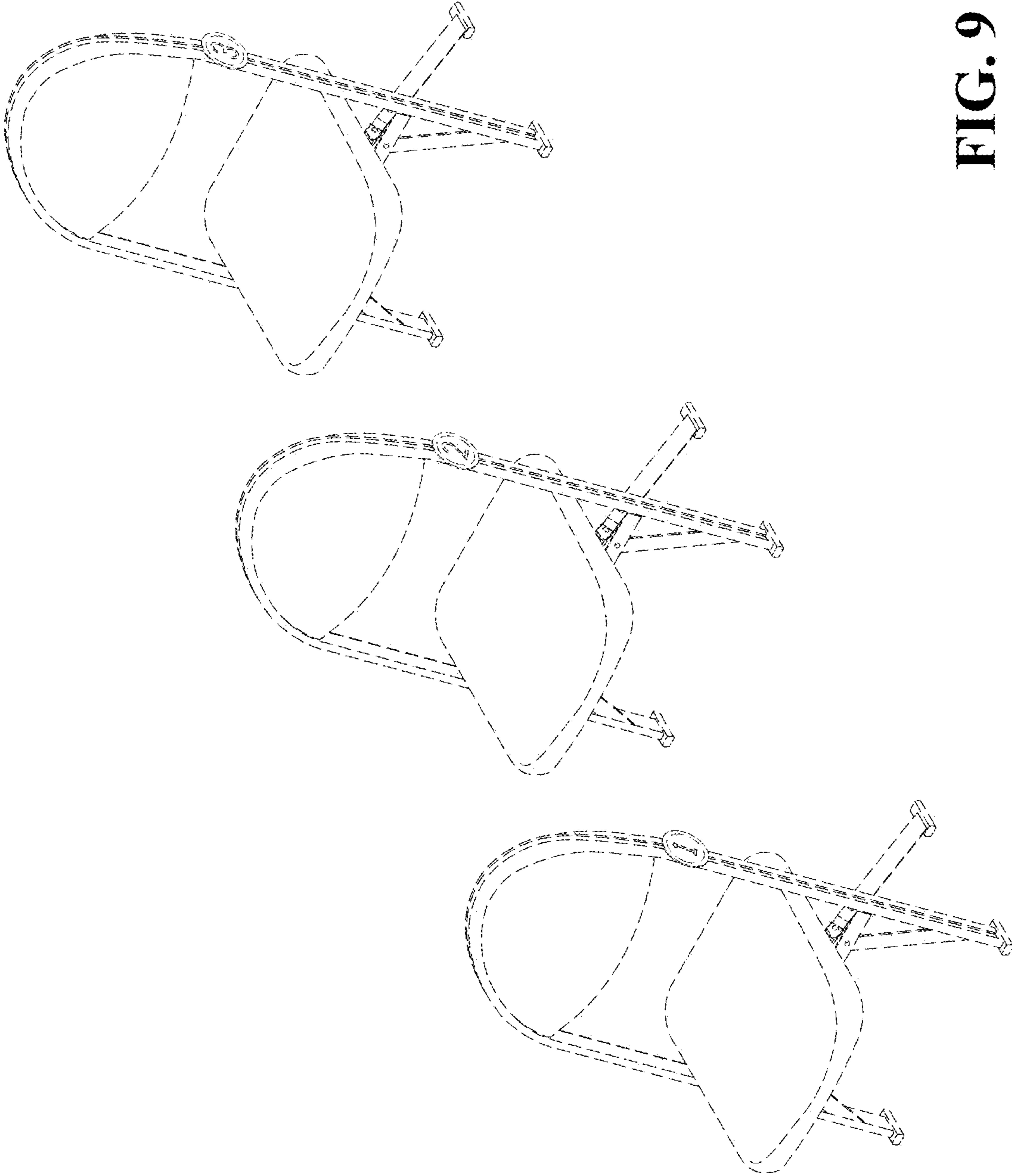


FIG. 9