

US00D898031S

(12) **United States Design Patent** (10) **Patent No.:** **US D898,031 S**
Zhang et al. (45) **Date of Patent:** **** Oct. 6, 2020**

(54) **DATA CABLE**

(71) Applicant: **UGREEN GROUP LIMITED**,
Shenzhen (CN)

(72) Inventors: **Qingsen Zhang**, Shenzhen (CN);
Junling Chen, Shenzhen (CN);
Zhuohao Liang, Shenzhen (CN)

(**) Term: **15 Years**

(21) Appl. No.: **29/699,199**

(22) Filed: **Jul. 23, 2019**

(51) **LOC (12) Cl.** **14-99**

(52) **U.S. Cl.**
USPC **D14/433**; D13/153

(58) **Field of Classification Search**
USPC D1/432, 433, 435, 435.1, 436, 439,
D1/480.1-480.7, 474, 483, 484.1,
D1/203.1-203.6, 240, 242; D13/133,
D13/153, 154
CPC H05K 5/0278; G06K 19/07732; H01R
27/00; H01R 27/02; H01R 31/06
See application file for complete search history.

(56) **References Cited**

U.S. PATENT DOCUMENTS

- 4,838,808 A * 6/1989 Fujiura H01R 13/6275
439/357
- D356,997 S * 4/1995 Lehmann D13/146
- D447,735 S * 9/2001 Nakashima D13/153
- D449,582 S * 10/2001 Nakashima D13/153
- D749,599 S * 2/2016 Anderson D14/480.1
- D769,252 S * 10/2016 Zhang D14/480.1
- D795,875 S * 8/2017 Kim D14/433

- D807,897 S * 1/2018 Dahan D14/480.1
- 10,069,234 B2 * 9/2018 Chen H01R 13/502
- D858,456 S * 9/2019 Hanover D13/153
- D887,990 S * 6/2020 Wang D13/153
- 2015/0134893 A1 * 5/2015 Anderson G06F 3/0679
711/103

OTHER PUBLICATIONS

UGreen 3A USB Type C Cable 180 Angle Fast Charging, online, no post date, URL: <https://www.ugreenstore.com/product/3a-usb-type-c-cable-180angle-fast-charging/>, retrieved Aug. 24, 2020.*

* cited by examiner

Primary Examiner — Angela J Lee
Assistant Examiner — Rebekah A Caruso
(74) *Attorney, Agent, or Firm* — ZANIP

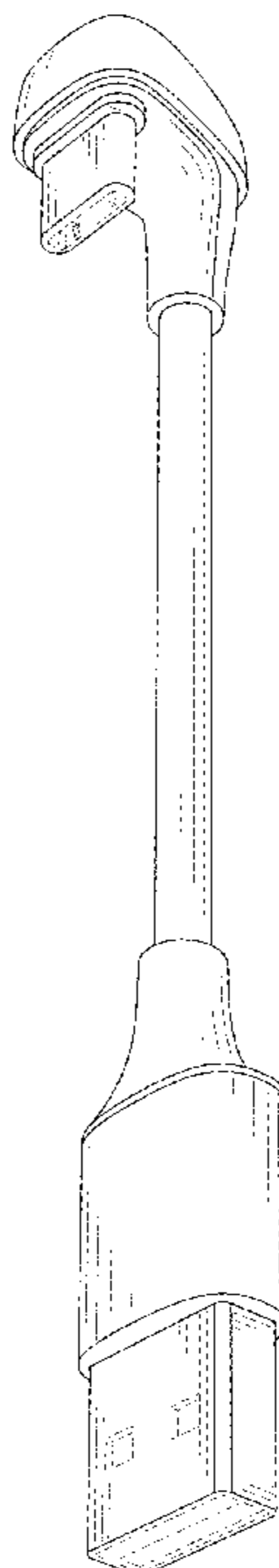
(57) **CLAIM**

The ornamental design for a data cable, as shown and described.

DESCRIPTION

FIG. 1 is a perspective view of a data cable showing our new design;
FIG. 2 is another perspective view thereof;
FIG. 3 is a front view thereof;
FIG. 4 is a back view thereof;
FIG. 5 is a left side view thereof;
FIG. 6 is a right side view thereof;
FIG. 7 is a top view thereof; and,
FIG. 8 is a bottom view thereof.
The broken lines in the figures illustrate portions of the data cable that form no part of the claimed design.

1 Claim, 8 Drawing Sheets



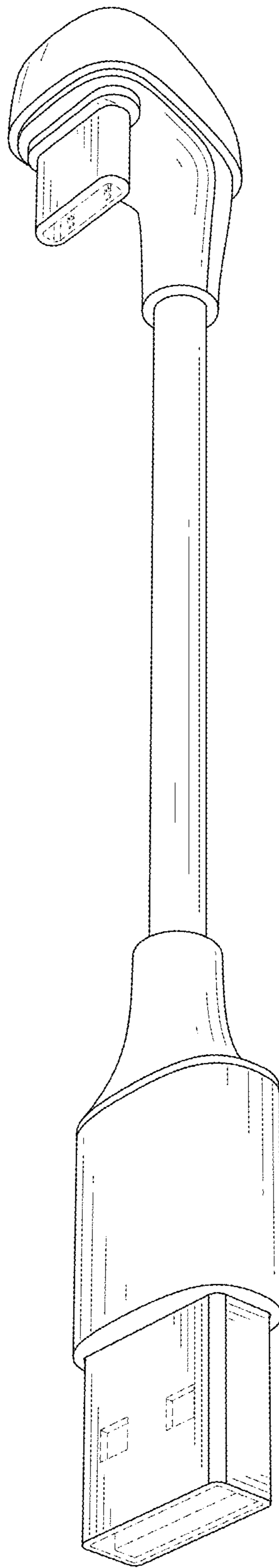


FIG. 1

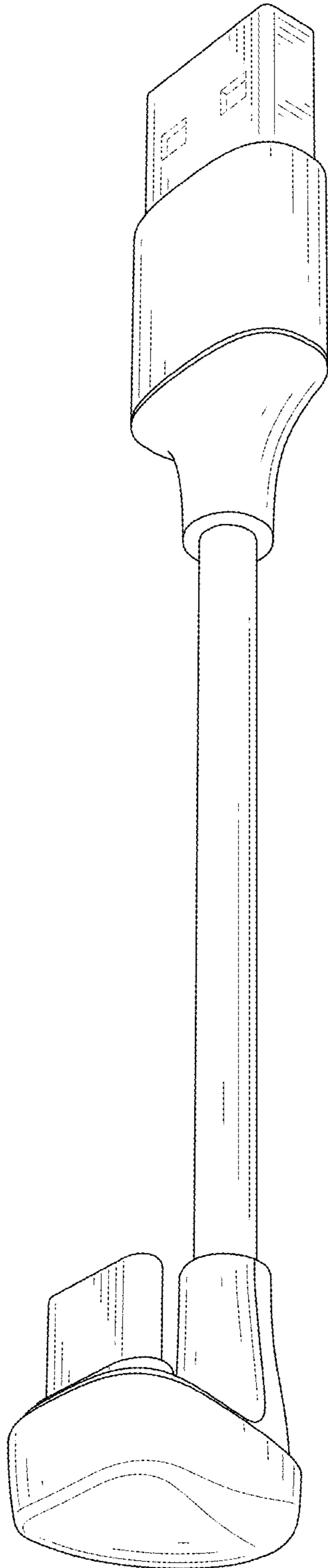


FIG. 2

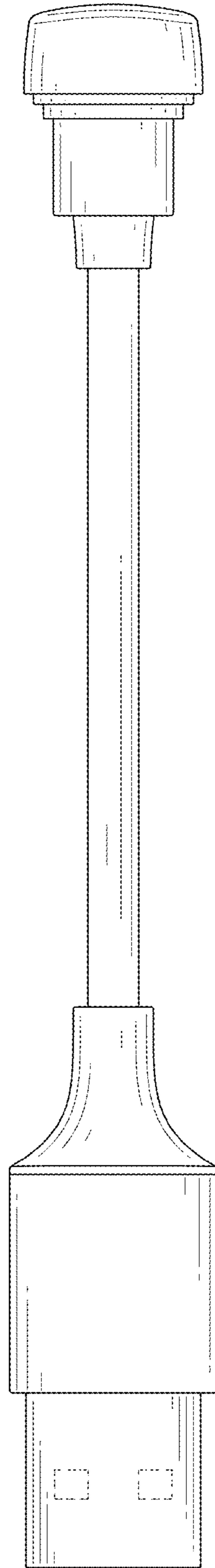


FIG. 3

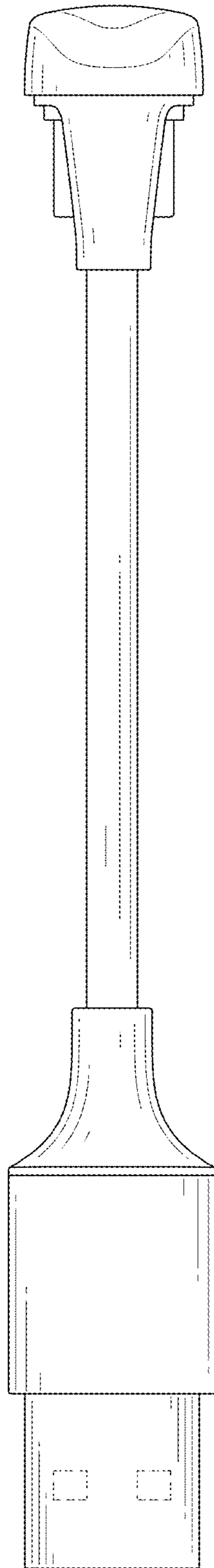


FIG. 4

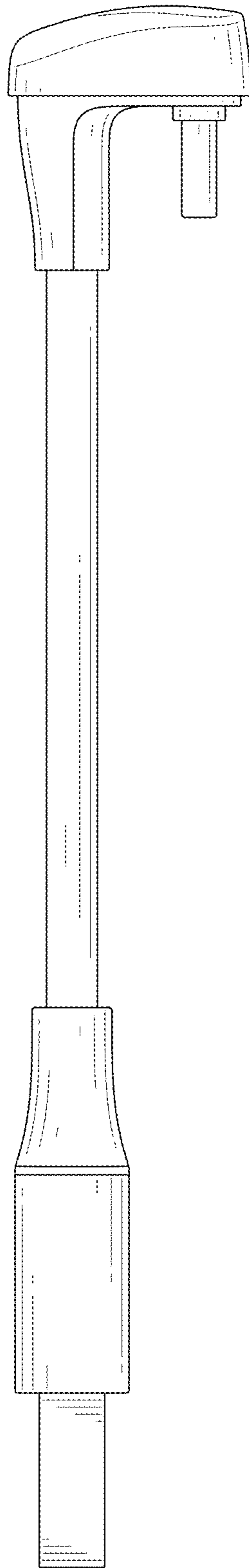


FIG. 5

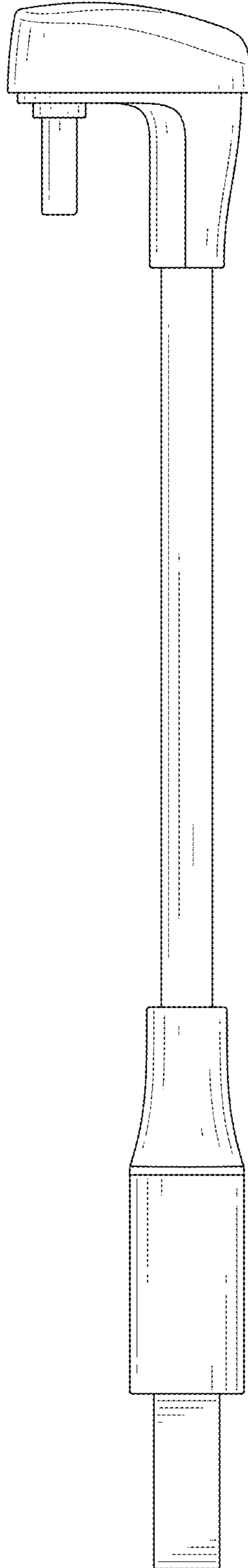


FIG. 6

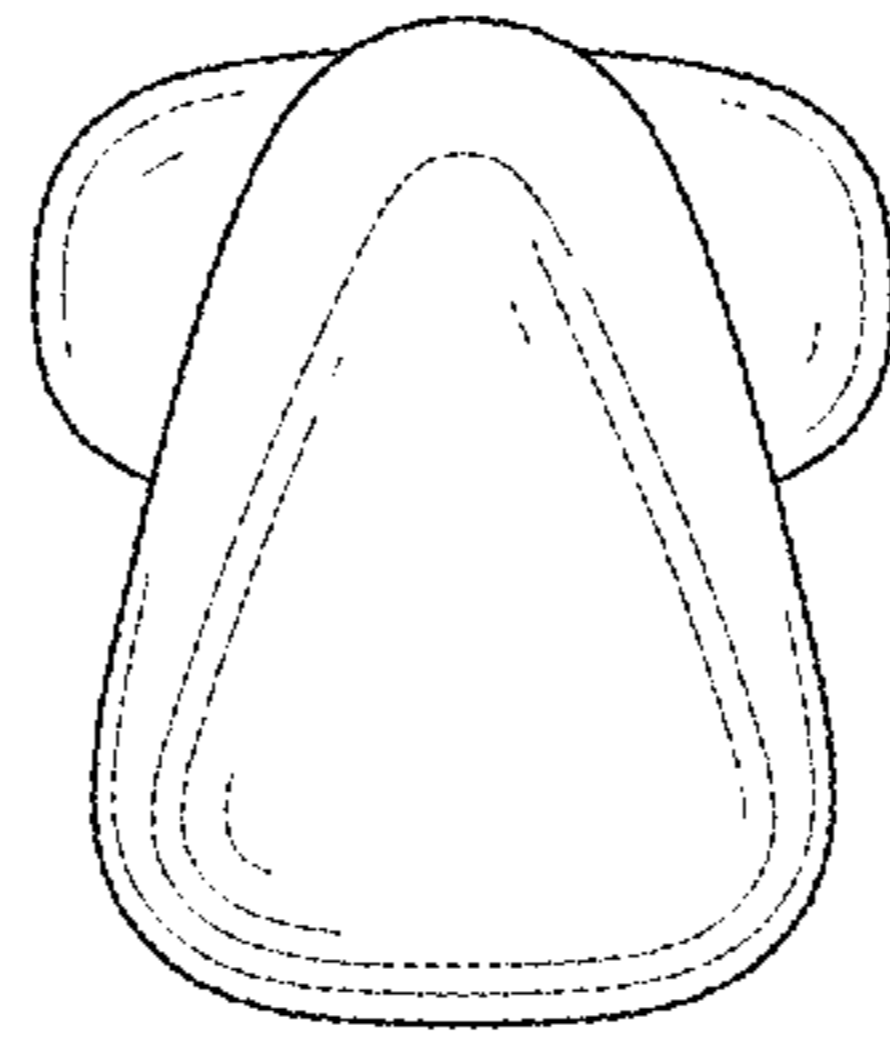


FIG. 7

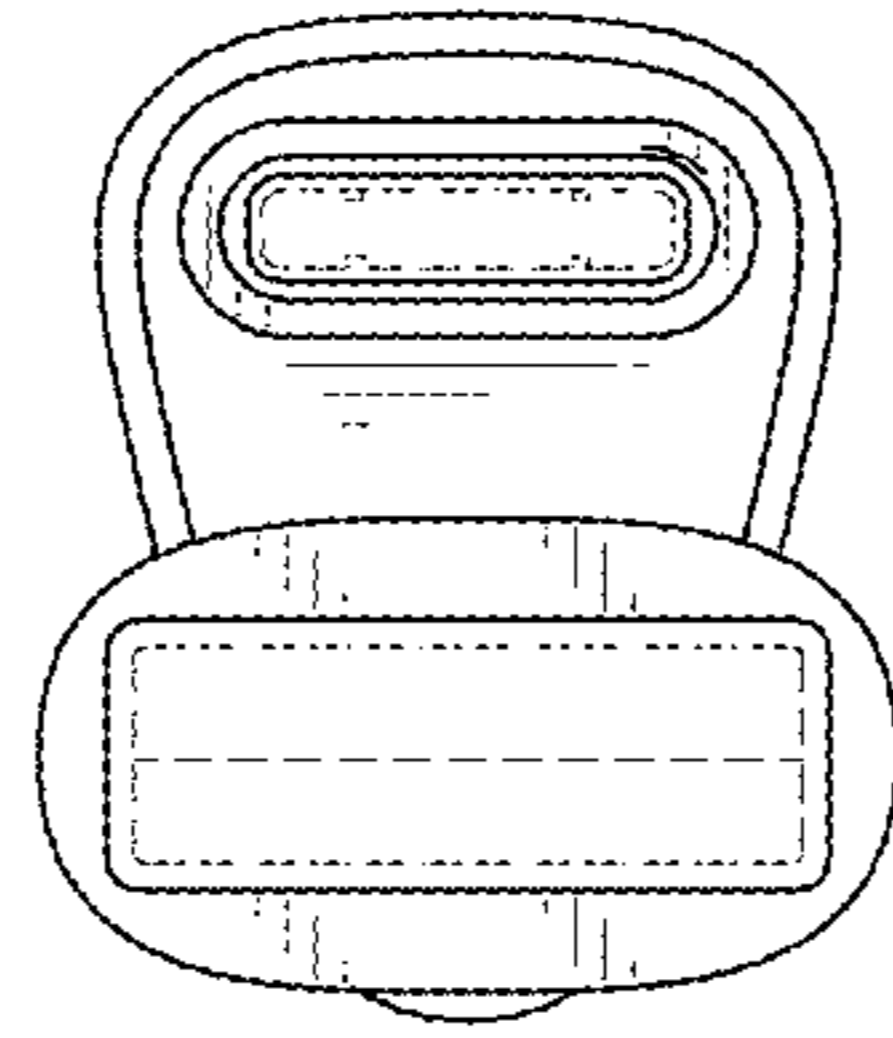


FIG. 8