



US00D898009S

(12) **United States Design Patent**
Igarashi

(10) **Patent No.:** **US D898,009 S**

(45) **Date of Patent:** **** Oct. 6, 2020**

(54) **PROTECTIVE CASE FOR SMART PHONE**

FOREIGN PATENT DOCUMENTS

(71) Applicant: **Power Support Co., Ltd.**, Tokyo (JP)

JP 1518606 S 3/2015

(72) Inventor: **Katsushi Igarashi**, Tokyo (JP)

OTHER PUBLICATIONS

(73) Assignee: **Power Support Co., Ltd.**, Tokyo (JP)

Japanese Office Action dated Jan. 17, 2017 in corresponding Application No. JP2016-019732; 4 pgs.

(**) Term: **15 Years**

(Continued)

(21) Appl. No.: **29/596,585**

Primary Examiner — Carla J Wright

(22) Filed: **Mar. 9, 2017**

(74) *Attorney, Agent, or Firm* — Maier & Maier, PLLC

(30) **Foreign Application Priority Data**

Sep. 12, 2016 (JP) 2016-19732
Sep. 12, 2016 (JP) 2016-19733

(51) **LOC (12) Cl.** **14-03**

(52) **U.S. Cl.**
USPC **D14/250**

(58) **Field of Classification Search**

USPC D14/440, 203.3–203.7, 439, 238.1,
D14/251–253, 447, 217, 240, 248, 250;
D3/201, 218, 247, 269, 273, 301, 303;
D13/103, 119, 107–108
CPC H04B 1/3888; H04M 1/0283; H04M
1/0202; A45C 1/06; A45C 11/00; A45C
13/02; A45C 2011/002; A45F 2005/026;
A45F 2200/0525; A45F 2200/0516
See application file for complete search history.

(56) **References Cited**

U.S. PATENT DOCUMENTS

D574,819 S * 8/2008 Andre D3/269
D619,361 S * 7/2010 Andre D3/269
D622,716 S * 8/2010 Andre D14/250
D623,180 S * 9/2010 Diebel D14/250
D669,062 S * 10/2012 Rothbaum D14/250
D675,198 S * 1/2013 Andre D14/250
8,457,701 B2 * 6/2013 Diebel H04B 1/3888
455/575.8
D719,559 S * 12/2014 Dukerschein D14/250
D721,360 S * 1/2015 Laffon de Mazieres D14/250
D732,518 S * 6/2015 Akana D14/250

(Continued)

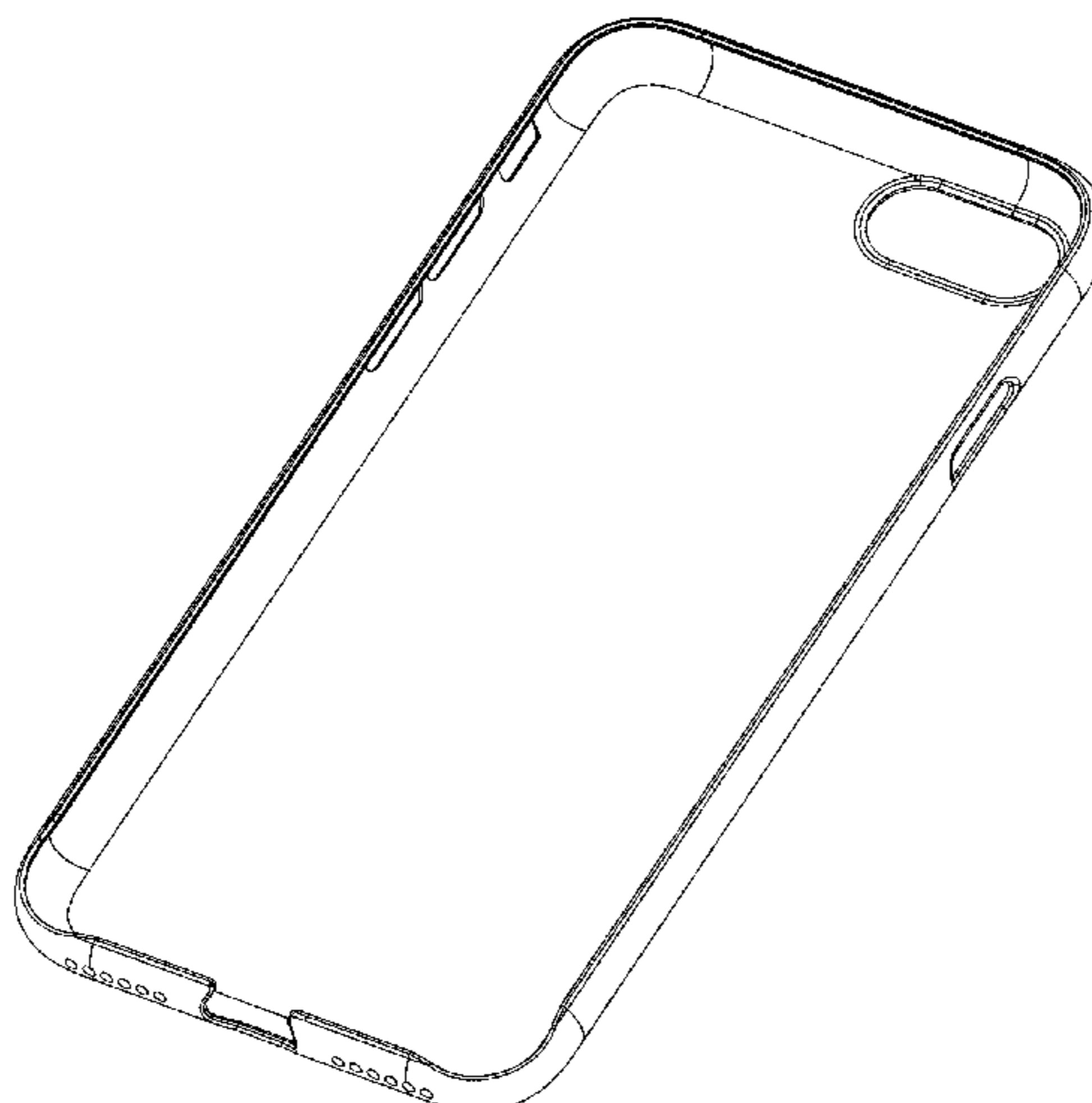
(57) **CLAIM**

The ornamental design for a protective case for smart phone, as shown and described.

DESCRIPTION

FIG. 1 is a front view of a first embodiment of a protective case for smart phone, showing my design;
FIG. 2 is a rear view thereof;
FIG. 3 is a left side view thereof;
FIG. 4 is a right side view thereof;
FIG. 5 is a top view thereof;
FIG. 6 is a bottom view thereof;
FIG. 7 is a front perspective view thereof;
FIG. 8 is a front view of a second embodiment of a protective case for smart phone;
FIG. 9 is a rear view thereof;
FIG. 10 is a left side view thereof;
FIG. 11 is a right side view thereof;
FIG. 12 is a top view thereof;
FIG. 13 is a bottom view thereof; and,
FIG. 14 is a front perspective view thereof.
The broken line showing of portions of the protective case for smart phone forms no part of the claimed design.

1 Claim, 14 Drawing Sheets



(56)

References Cited

U.S. PATENT DOCUMENTS

D740,267	S *	10/2015	Diebel	D14/250
D743,389	S *	11/2015	Akana	D14/250
D746,805	S *	1/2016	Kim	D14/250
D757,702	S *	5/2016	Kanazawa	D14/250
D772,210	S *	11/2016	Igarashi	D14/250
D772,854	S *	11/2016	Igarashi	D14/250
D776,099	S *	1/2017	Igarashi	D14/250
D776,100	S	1/2017	Igarashi		
D777,152	S *	1/2017	Kim	D14/250
D777,715	S *	1/2017	Sawaya	D14/250
D778,894	S *	2/2017	Igarashi	D14/250
D803,823	S *	11/2017	Feng	D14/250
D823,289	S *	7/2018	Akana	D14/250
D825,544	S *	8/2018	Igarashi	D14/250
D838,265	S *	1/2019	Wright	D14/250
2013/0045782	A1 *	2/2013	Simmer	H04M 1/035 455/575.8
2014/0078671	A1 *	3/2014	Hong	G06F 1/1635 361/679.56

OTHER PUBLICATIONS

Japanese Office Action dated Jan. 17, 2017 in corresponding Application No. JP2016-019733; 6 pgs.

* cited by examiner




Fig. 1




Fig. 2




Fig. 3



Fig. 4



Fig. 5

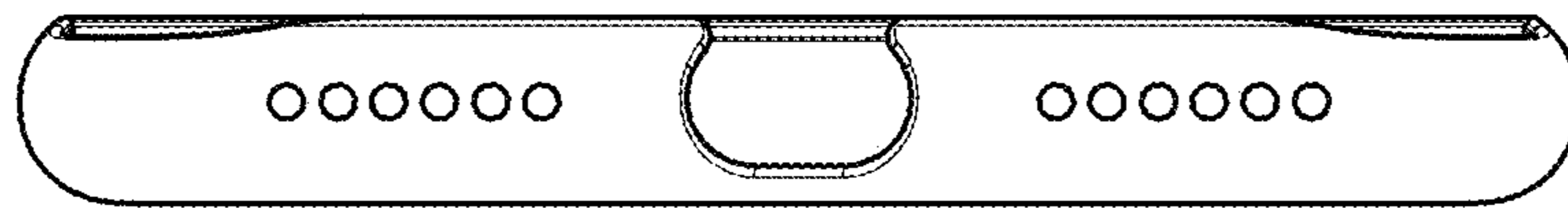


Fig. 6



Fig. 7




Fig. 8




Fig. 9



Fig. 10



Fig. 11



Fig. 12

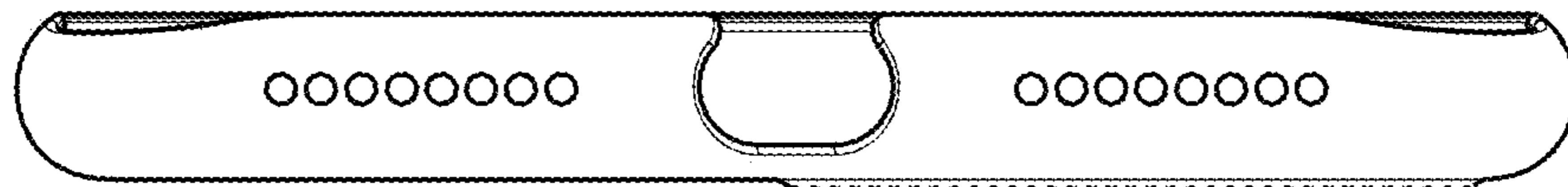


Fig. 13

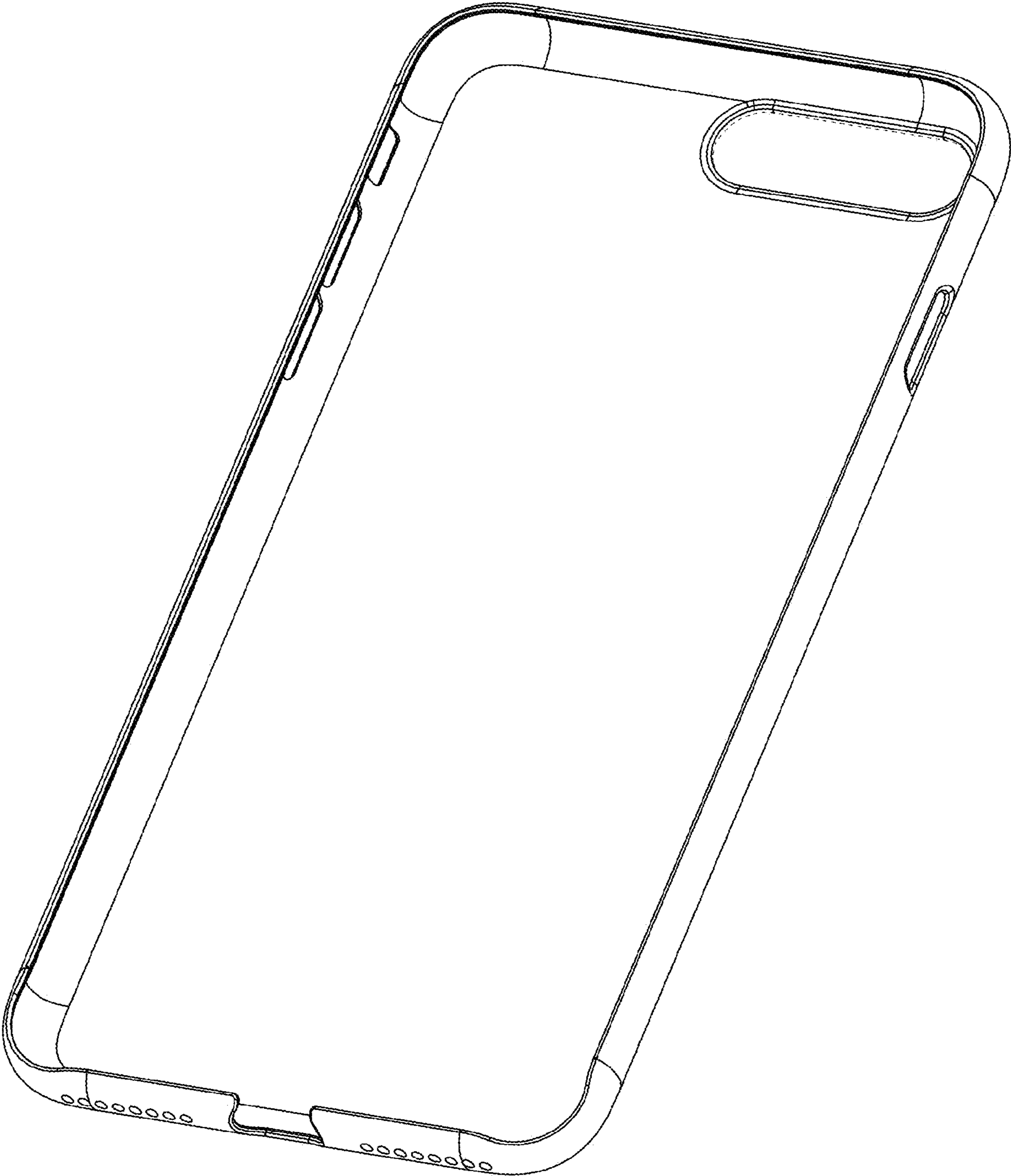


Fig. 14