



US00D898003S

(12) **United States Design Patent** (10) **Patent No.:** **US D898,003 S**
Lee et al. (45) **Date of Patent:** **** Oct. 6, 2020**

(54) **NOTEBOOK COMPUTER**

(71) Applicants: **Shang-Che Lee**, Taipei (TW); **I-Lung Chen**, Taipei (TW); **Wang-Hung Yeh**, Taipei (TW); **Ching-Hua Li**, Taipei (TW); **Hsiao-Ching Hung**, Taipei (TW)

(72) Inventors: **Shang-Che Lee**, Taipei (TW); **I-Lung Chen**, Taipei (TW); **Wang-Hung Yeh**, Taipei (TW); **Ching-Hua Li**, Taipei (TW); **Hsiao-Ching Hung**, Taipei (TW)

(73) Assignee: **COMPAL ELECTRONICS, INC.**, Taipei (TW)

(**) Term: **15 Years**

(21) Appl. No.: **29/648,952**

(22) Filed: **May 24, 2018**

(51) **LOC (12) Cl.** **14-03**

(52) **U.S. Cl.**
USPC **D14/230; D14/327; D14/315**

(58) **Field of Classification Search**
USPC D14/440, 250, 450, 230, 234–236, 432, D14/315–327, 328, 331, 334–335, D14/339–340; D8/403
CPC G06F 1/166; G06F 1/1613; G06F 1/1616; G06F 1/1618; G06F 1/162; G06F 1/1624; G06F 1/1633; G06F 1/1615; G06F 1/1643; G06F 1/1654; G06F 1/1656; G06F 1/1669; G06F 1/203; G06F 1/1688; G06F 1/1601; G06F 1/1637; G06F 1/181; H05K 5/0047; H05K 5/0052; H01Q 1/22; H01Q 1/2258; H01Q 1/2266; H01Q 1/2275; H01Q 1/2283; H01Q 1/2291; H01Q 1/246

See application file for complete search history.

(56) **References Cited**

U.S. PATENT DOCUMENTS

D221,958 S * 9/1971 Finebaum D8/403
D493,448 S * 7/2004 Chariot, Jr. D14/234
(Continued)

OTHER PUBLICATIONS

Cornerstone/Laptop computer, Metal corner antenna, posted at World Design Guide, posting date 2020. Site visited May 22, 2020. URL: <<https://ifworldddesignguide.com/entry/273435-cornerstone>> (Year: 2020).*

Primary Examiner — Kevin K Rudzinski

Assistant Examiner — Kathleen L Jones

(74) *Attorney, Agent, or Firm* — JCIPRNET

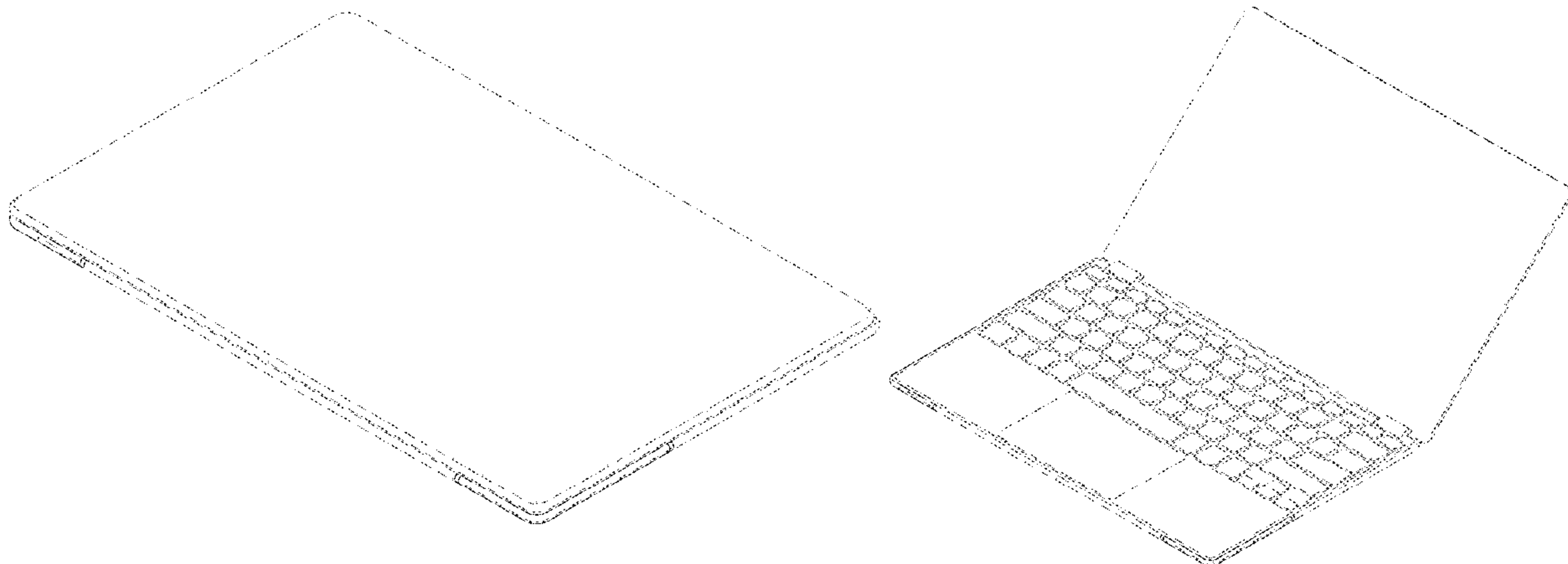
(57) **CLAIM**

The ornamental design for a notebook computer, as shown and described.

DESCRIPTION

FIG. 1 is a perspective view of a notebook computer showing our new design;
FIG. 2 is a front view thereof;
FIG. 3 is a rear view thereof;
FIG. 4 is a left side view thereof;
FIG. 5 is a right side view thereof;
FIG. 6 is a top view thereof;
FIG. 7 is a bottom view thereof;
FIG. 8 is a perspective view thereof with the display opened;
FIG. 9 is a front view thereof with the display opened;
FIG. 10 is a rear view thereof with the display opened;
FIG. 11 is a left side view thereof with the display opened;
FIG. 12 is a right side view thereof with the display opened;
FIG. 13 is a top view thereof with the display opened; and,
FIG. 14 is bottom view thereof with the display opened.
The dashed broken lines illustrate portions of the notebook computer and form no part of the claimed design.

1 Claim, 11 Drawing Sheets



(56)

References Cited

U.S. PATENT DOCUMENTS

D501,465 S * 2/2005 Chariot, Jr. D14/235
 D501,466 S * 2/2005 Chariot, Jr. D14/235
 D574,382 S * 8/2008 Tsukahara D14/315
 D577,012 S * 9/2008 Gralewski D14/315
 D577,013 S * 9/2008 Harris D14/315
 D618,259 S * 6/2010 Ugarte D15/89
 D634,738 S * 3/2011 Lim D14/230
 D649,964 S * 12/2011 Chikuma D14/315
 D661,297 S * 6/2012 Tanaka D14/318
 D681,628 S * 5/2013 Lin D14/315
 D683,342 S * 5/2013 Ogishita D14/315
 D703,201 S * 4/2014 Tian D14/315
 D705,772 S * 5/2014 Bowers D14/315
 D717,296 S * 11/2014 Oh D14/316
 D744,492 S * 12/2015 Lin G06F 1/1632
 D762,529 S * 8/2016 Marquart D12/106
 D808,951 S * 1/2018 Jung D14/316

D813,860 S * 3/2018 Doczy D14/315
 D823,285 S * 7/2018 Montgomery D14/230
 D832,854 S * 11/2018 Jinkinson D14/440
 D843,360 S * 3/2019 Han D14/248
 D843,361 S * 3/2019 Han D14/248
 D852,187 S * 6/2019 Kevin D14/250
 D852,802 S * 7/2019 Gao D14/440
 D859,396 S * 9/2019 Lee D14/328
 D871,396 S * 12/2019 Nakajima D14/341
 D872,073 S * 1/2020 Cha D14/327
 2014/0184450 A1 * 7/2014 Koo H01Q 5/335
 343/702
 2014/0203974 A1 * 7/2014 Liu H01Q 5/307
 343/702
 2015/0244058 A1 * 8/2015 Lin H01Q 1/2266
 343/702
 2016/0172744 A1 * 6/2016 Plunkett H01Q 1/2266
 343/702
 2017/0288295 A1 * 10/2017 Sultenfuss H01Q 21/28
 2018/0123234 A1 * 5/2018 Wang H01Q 9/42

* cited by examiner

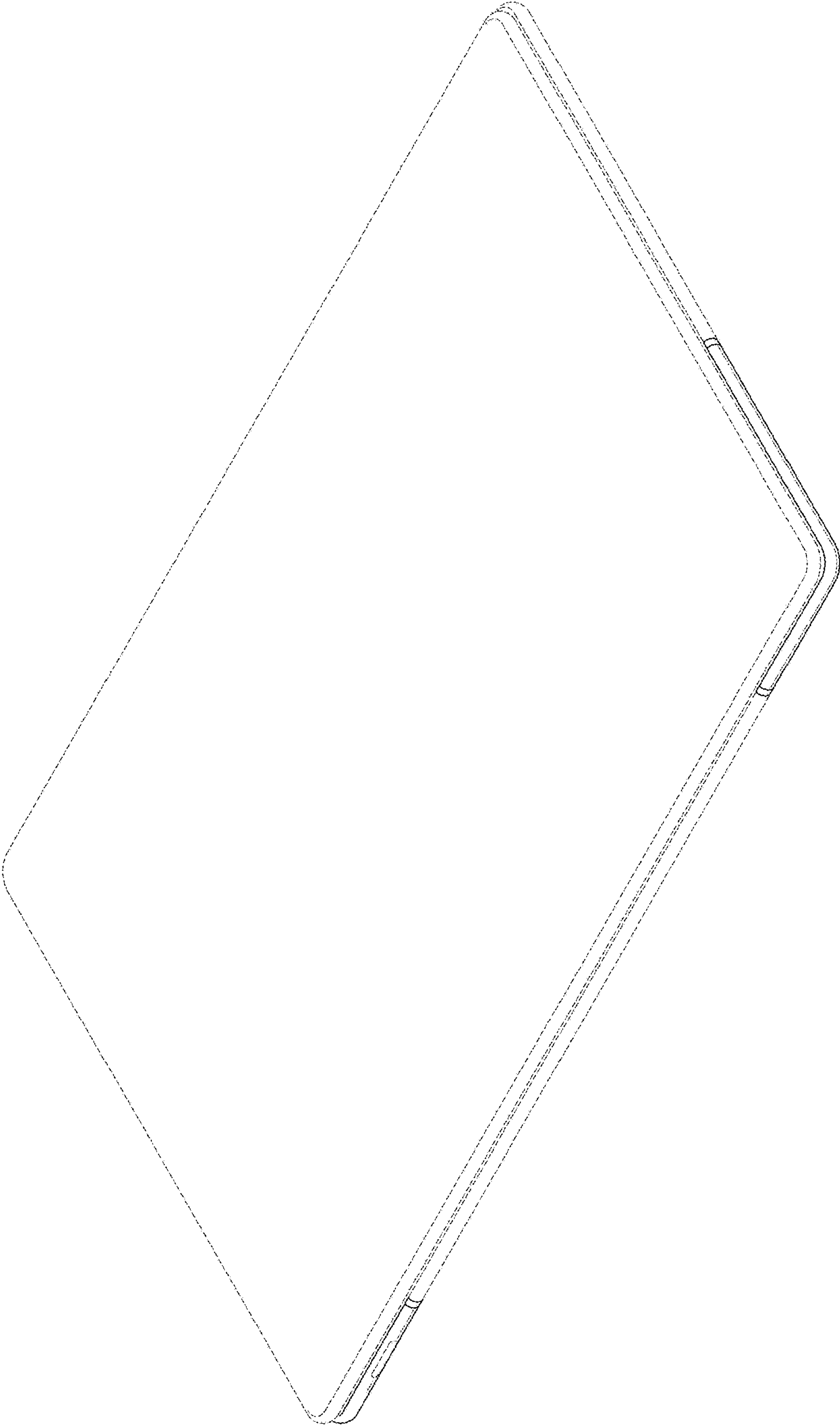


FIG. 1

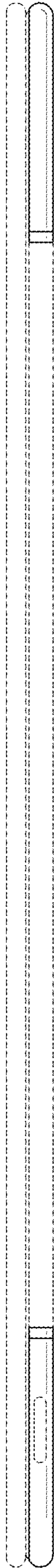


FIG. 2




FIG. 3




FIG. 4

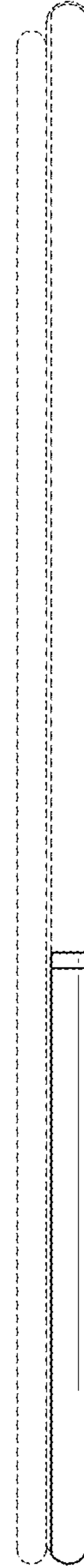


FIG. 5




FIG. 6




FIG. 7

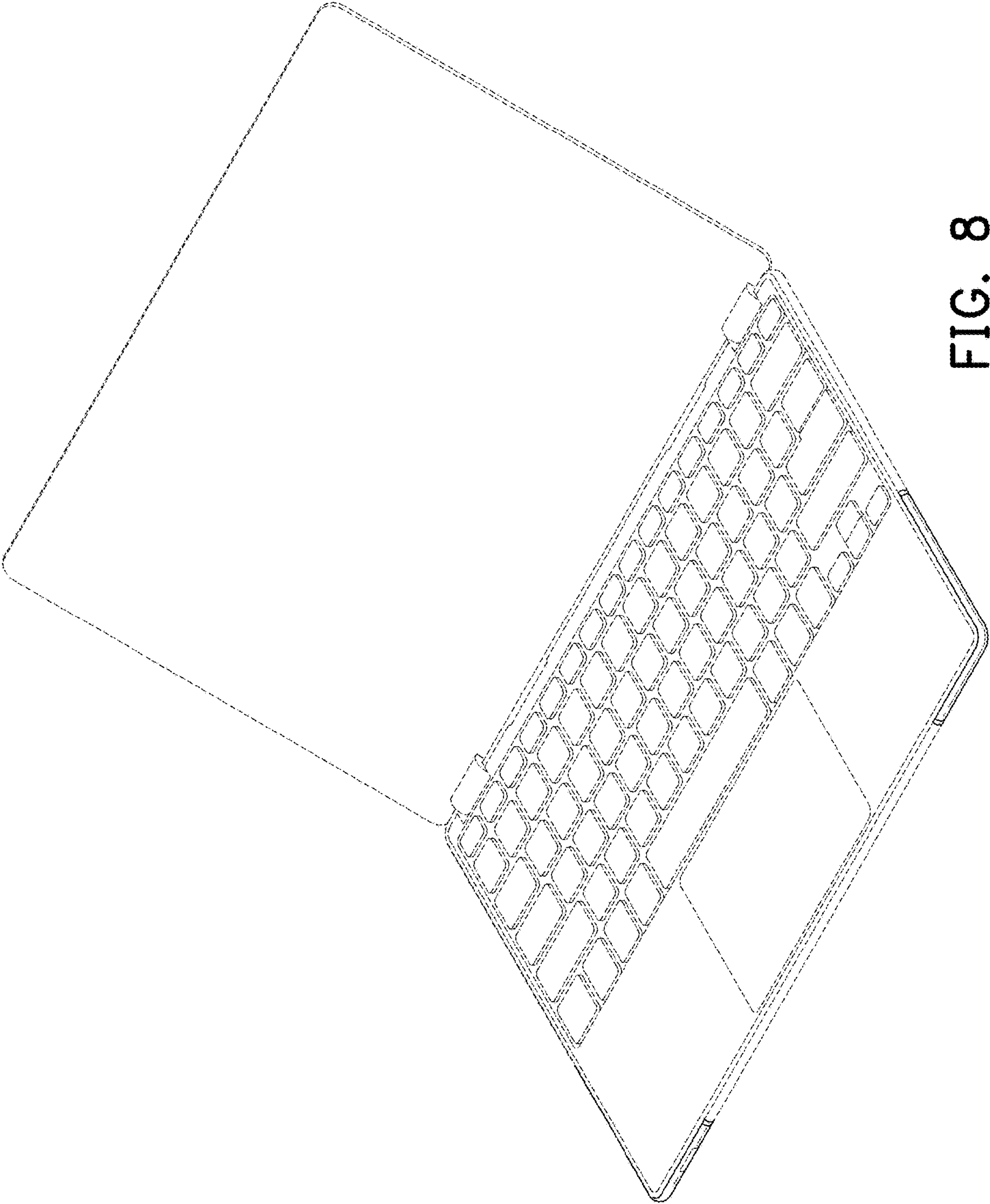


FIG. 8



FIG. 9




FIG. 10

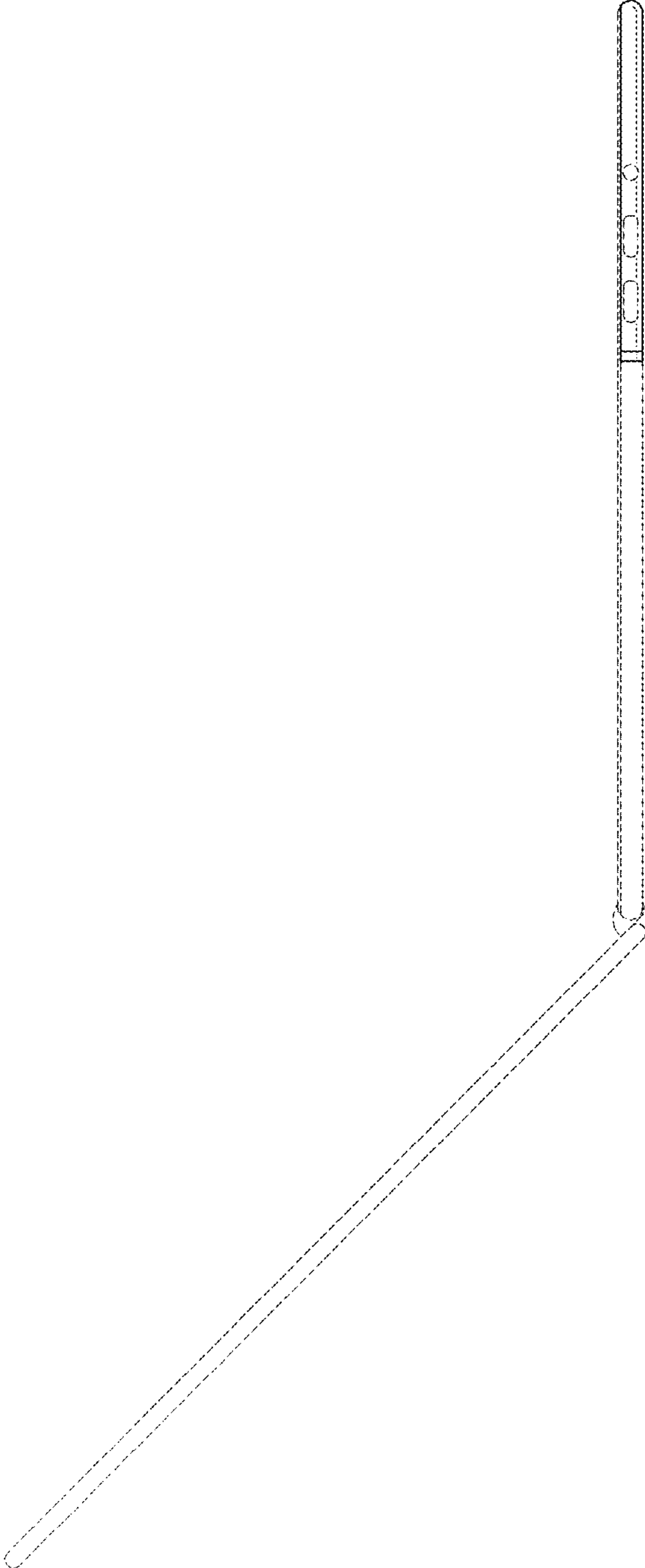


FIG. 11

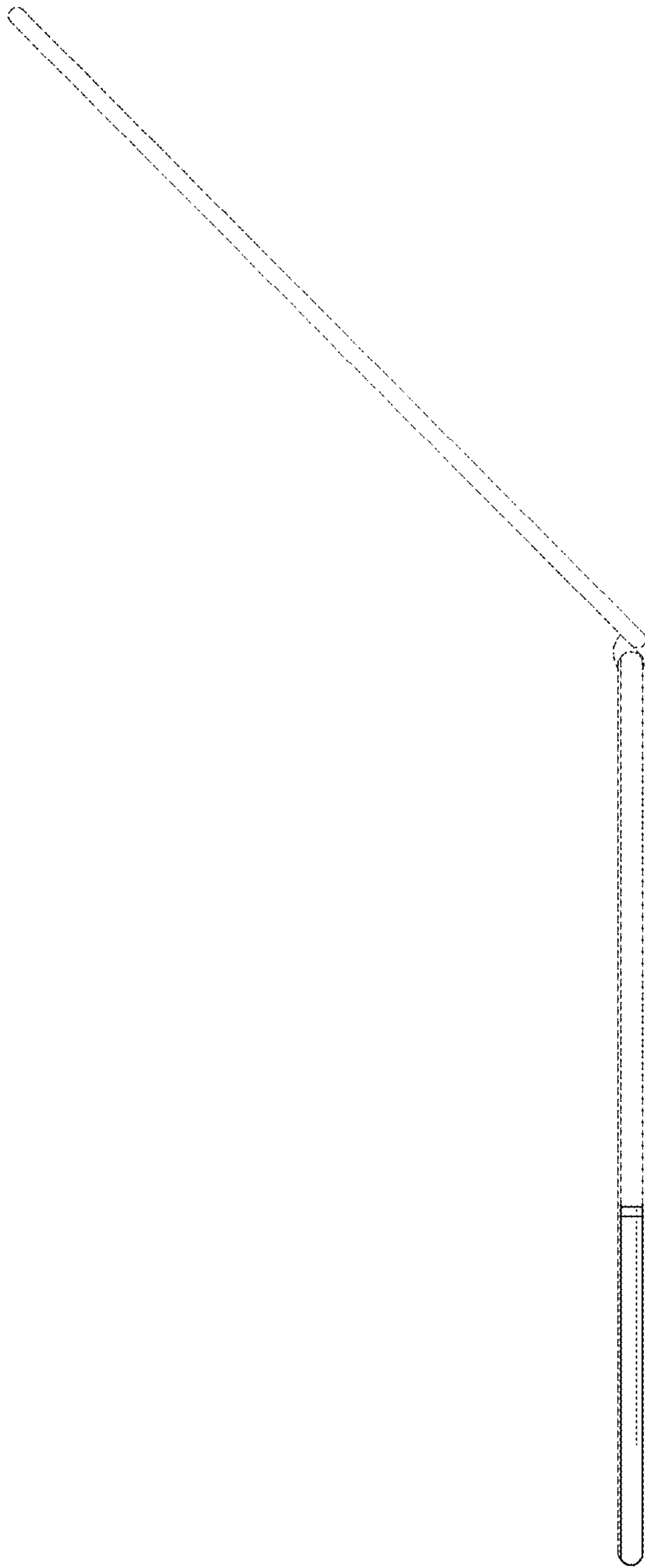


FIG. 12




FIG. 13




FIG. 14