



US00D897993S

(12) **United States Design Patent**
Gill et al.

(10) **Patent No.:** **US D897,993 S**

(45) **Date of Patent:** **** *Oct. 6, 2020**

(54) **SOUND CONTROLLER**

1/0083; G10H 1/0575; G10H 1/06; G10H 1/18; G10H 1/386; G10H 2220/101

(71) Applicant: **inMusic Brands, Inc.**, Cumberland, RI (US)

See application file for complete search history.

(72) Inventors: **Daniel Gill**, Providence, RI (US); **John Alex Souppa**, Ashland, MA (US); **Torrie Justin Jones**, Los Angeles, CA (US); **John E. O'Donnell**, Ft. Lauderdale, FL (US)

(56) **References Cited**

U.S. PATENT DOCUMENTS

D641,733	S	*	7/2011	Jenkins	D14/217
D771,595	S	*	11/2016	Medas	D14/217
D803,814	S	*	11/2017	Harms	D14/217
D815,064	S	*	4/2018	Garncarz	D14/217
D840,466	S	*	2/2019	Kitamura	D17/99
D843,988	S	*	3/2019	Belingheri	D14/238.1
D847,791	S	*	5/2019	Jhun	D14/217
D863,257	S	*	10/2019	Garncarz	D14/217
D866,522	S	*	11/2019	Kobayashi	D14/217
D866,523	S	*	11/2019	Yamada	D14/217
D870,077	S	*	12/2019	Kobayashi	D14/217

(73) Assignee: **inMusic Brands, Inc.**, Cumberland, RI (US)

(*) Notice: This patent is subject to a terminal disclaimer.

* cited by examiner

(**) Term: **15 Years**

Primary Examiner — Khawaja Anwar

(21) Appl. No.: **29/664,818**

(74) *Attorney, Agent, or Firm* — Burns & Levinson LLP

(22) Filed: **Sep. 27, 2018**

(51) **LOC (12) Cl.** **14-03**

(52) **U.S. Cl.**
USPC **D14/217**

(57) **CLAIM**

The ornamental design for a sound controller, as shown and described.

(58) **Field of Classification Search**

USPC D14/217, 257, 258, 434, 496, 162, 167, D14/175, 188, 196-198; D13/162, 164, D13/171, 174

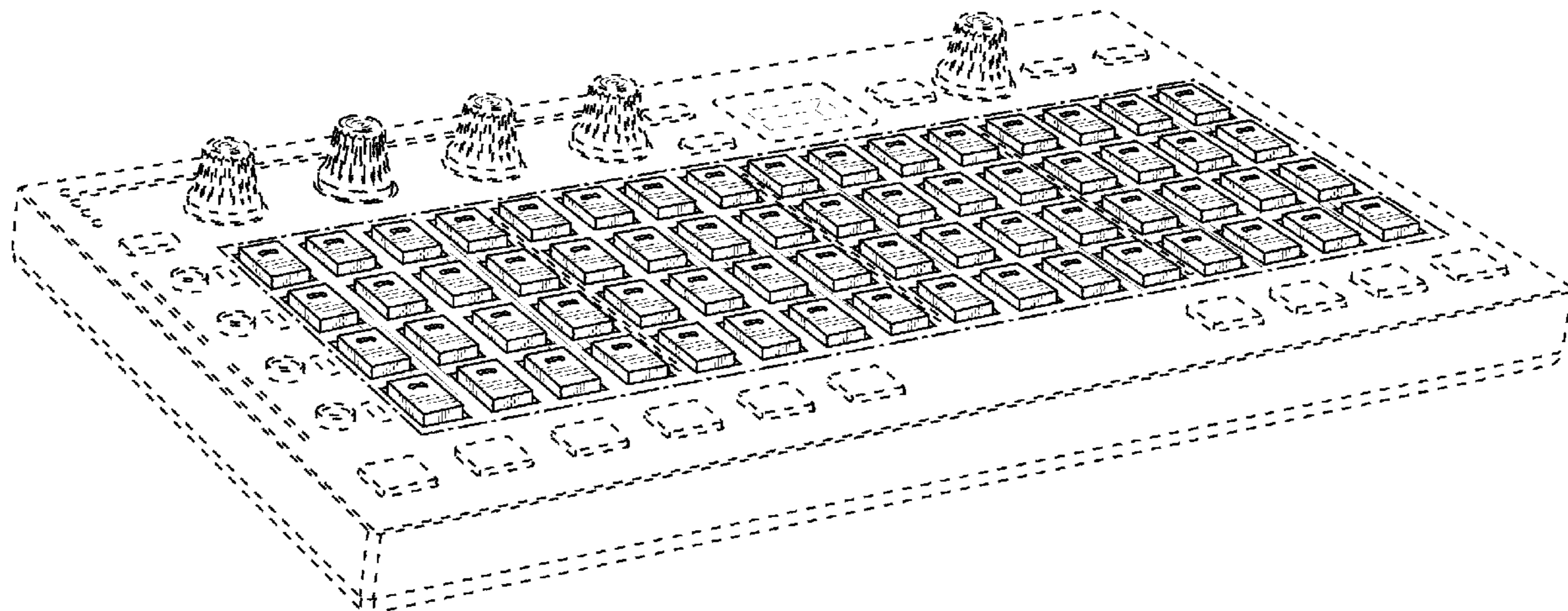
DESCRIPTION

CPC G10H 1/0066; G10H 1/0008; G10H 2220/106; G10H 1/32; G10H 2220/096; G10H 2230/015; G10H 1/38; G10H 1/0091; G10H 2210/125; G10H 1/34; G10H 1/348; G10H 1/02; G10H 1/46; G10H 1/0025; G10H 2210/066; G10H 2220/201; G10H 2220/241; G10H 2240/211; G10H 7/008; G10H 7/02; G10H 1/0058; G10H 2230/021; G10H 3/146; G10H 7/00; G10H 1/00; G10H 1/28; G10H 1/342; G10H 1/36; G10H 1/383; G10H 2210/081; G10H 2210/095; G10H 3/188; G10H 1/0033; G10H

FIG. 1 is a front bottom left perspective view of a sound controller, showing our new design; FIG. 2 is a front elevation view thereof; FIG. 3 is a rear elevation view thereof; FIG. 4 is a top plan view thereof; FIG. 5 is a bottom plan view thereof; FIG. 6 is a left side view thereof; and, FIG. 7 is a right side view thereof.

The broken lines of uneven length show the boundary of the claimed design, and form no part of the claimed design. The broken lines of even length illustrate portions of the sound controller that form no part of the claimed design.

1 Claim, 7 Drawing Sheets



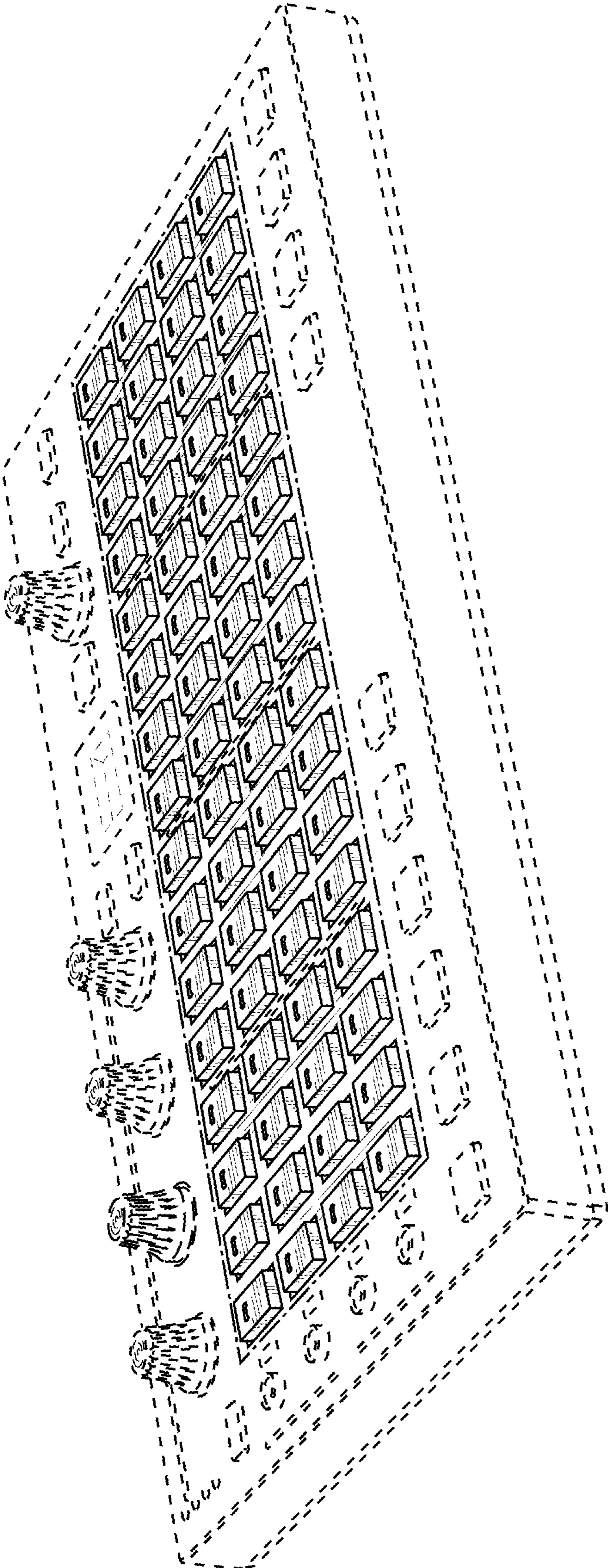


FIG. 1

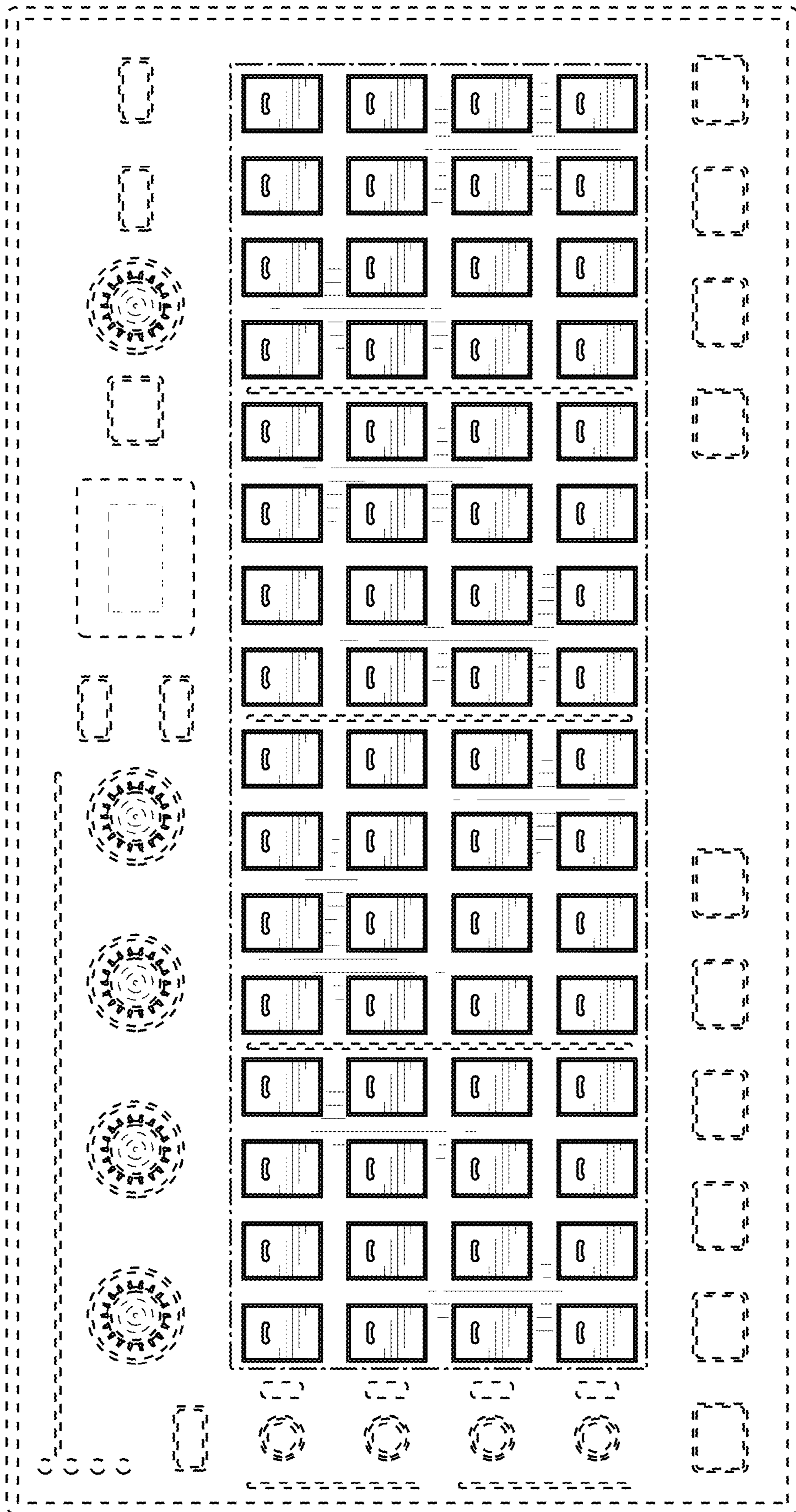


FIG. 2



FIG. 3

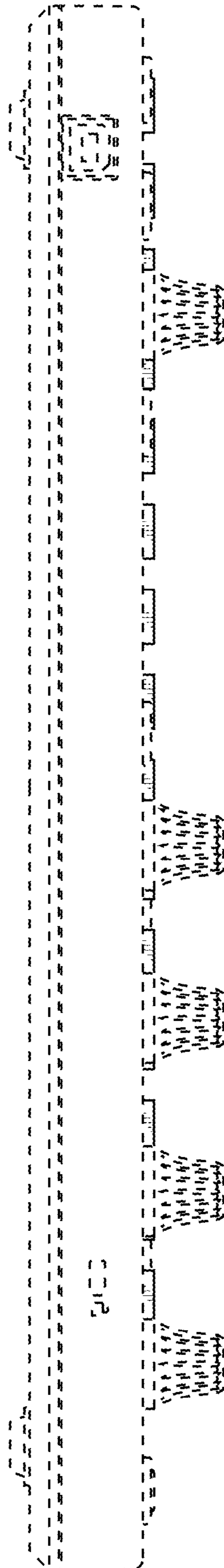


FIG. 4

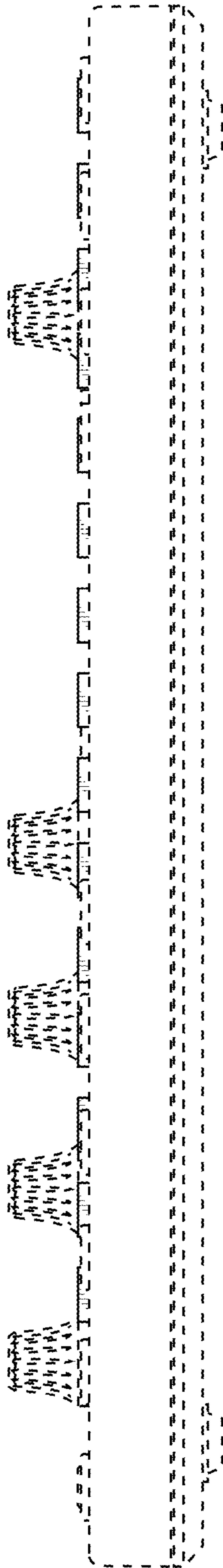


FIG. 5

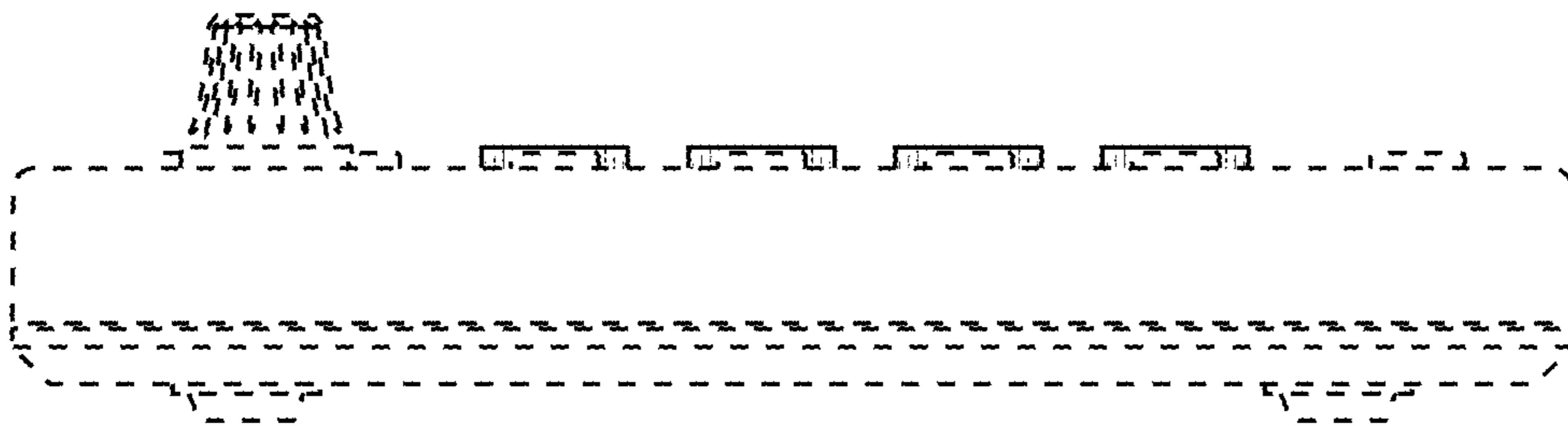


FIG. 6

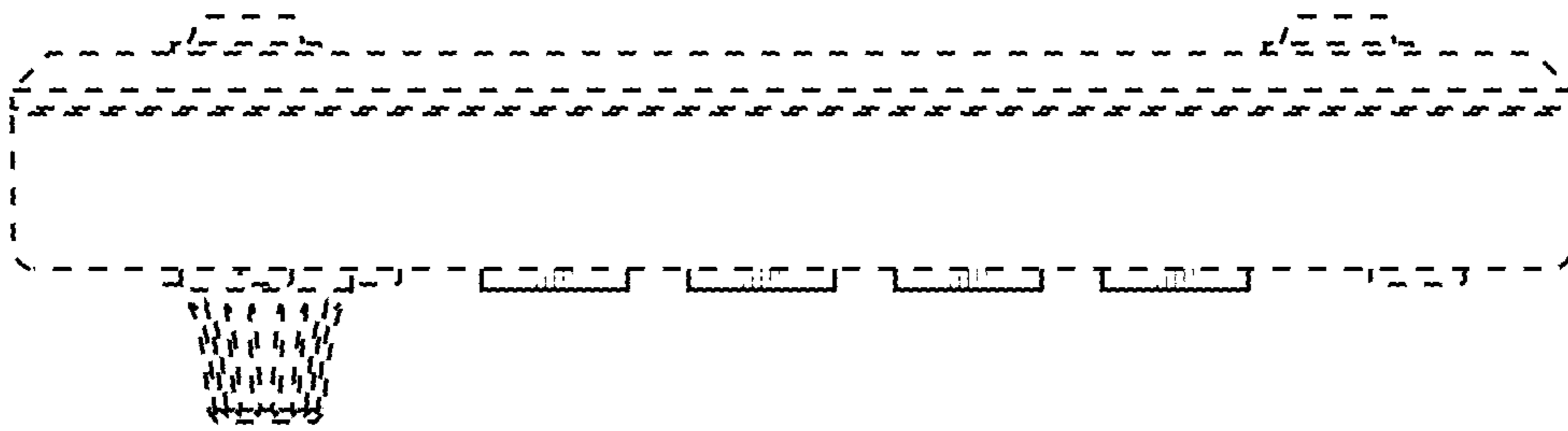


FIG. 7