



US00D897990S

(12) **United States Design Patent**
Liu et al.

(10) **Patent No.:** **US D897,990 S**
(45) **Date of Patent:** **** Oct. 6, 2020**

(54) **SPEAKER**

(71) Applicant: **Shenzhen Xfanic Technology Co., Ltd.**, Shenzhen (CN)

(72) Inventors: **Xiangping Liu**, Shenzhen (CN); **Qi Chen**, Shenzhen (CN); **Zhifeng Li**, Shenzhen (CN); **Linjiang Liu**, Shenzhen (CN); **Guochun Jin**, Shenzhen (CN)

(**) Term: **15 Years**

(21) Appl. No.: **29/690,885**

(22) Filed: **May 13, 2019**

(51) **LOC (12) Cl.** **14-01**

(52) **U.S. Cl.**
USPC **D14/209.1; D14/211**

(58) **Field of Classification Search**
USPC ... D14/209.1, 211, 204, 213, 215, 216, 221, D14/224.1, 203.3, 203.1, 314, 496; 181/144-148, 150, 151, 153, 199; 381/341; 455/90.3, 575.1, 569.1
CPC H04R 1/02; H04R 1/021; H04R 1/026; H04R 1/00; H04R 1/16; H05K 5/00
See application file for complete search history.

(56) **References Cited**

U.S. PATENT DOCUMENTS

- 2,515,031 A * 7/1950 Black, Jr. H04R 1/38
381/358
- 3,329,235 A * 7/1967 Shaper H04R 1/26
181/147
- 3,371,742 A * 3/1968 Norton H04R 1/345
181/153
- 3,393,766 A * 7/1968 Mitchell H04R 1/20
381/300
- 3,443,660 A * 5/1969 Olson H04R 1/2857
381/353
- D220,629 S * 5/1971 Shimizu D14/214

- D228,920 S * 10/1973 Lida D14/214
- D230,997 S * 3/1974 Shannon D14/211
- D265,822 S * 8/1982 Hartwein D14/211
- D265,990 S * 8/1982 Hartwein D14/214
- D270,444 S * 9/1983 Matsuda D14/214
- 4,574,906 A * 3/1986 White H04R 1/26
181/145
- 4,580,654 A * 4/1986 Hale H04R 1/02
181/146
- D292,702 S * 11/1987 White D14/212
- D303,970 S * 10/1989 Collins D14/216
- D305,893 S * 2/1990 Maloney D14/215
- D328,901 S * 8/1992 Haruyama D14/216
- D345,750 S * 4/1994 Arai D16/200

(Continued)

FOREIGN PATENT DOCUMENTS

- CA 180008 * 4/2019
- EM 007954706-0001 * 5/2020
- WO D077733-016 * 10/2011

Primary Examiner — Paula Allen Greene

(74) *Attorney, Agent, or Firm* — ZANIP

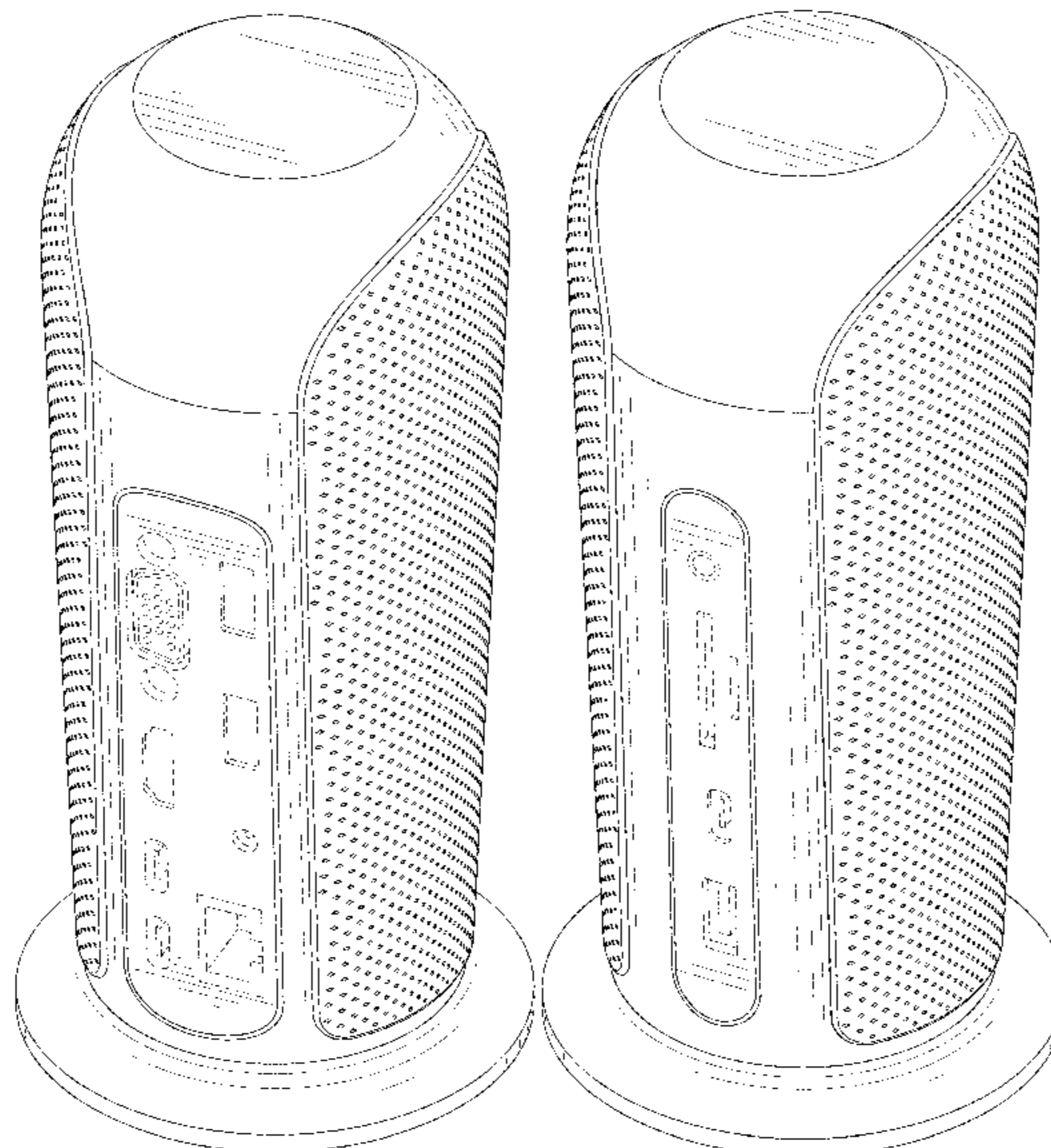
(57) **CLAIM**

The ornamental design for a speaker, as shown and described.

DESCRIPTION

FIG. 1 is a first perspective view of a speaker showing my design;
 FIG. 2 is a second perspective view thereof;
 FIG. 3 is a front view thereof;
 FIG. 4 is a back view thereof;
 FIG. 5 is a left side view thereof;
 FIG. 6 is a right side view thereof;
 FIG. 7 is a top view thereof; and,
 FIG. 8 is a bottom view thereof.
 The broken lines shown in the drawings depict portions of the speaker in which the design is embodied that form no part of the claimed design.

1 Claim, 8 Drawing Sheets



(56)

References Cited

U.S. PATENT DOCUMENTS

D354,750 S * 1/1995 Lewis D14/211
 D360,635 S * 7/1995 Mark D14/212
 D362,441 S * 9/1995 Mark D14/216
 D364,165 S * 11/1995 Esslinger D14/213
 D364,871 S * 12/1995 Esslinger D14/211
 D435,540 S * 12/2000 Peng D14/216
 D457,875 S * 5/2002 Joe D14/211
 D475,991 S * 6/2003 Hisatsune D14/211
 D491,920 S * 6/2004 Tsuge D14/211
 D494,565 S * 8/2004 Yao D14/211
 D512,986 S * 12/2005 Lee D14/211
 D534,525 S * 1/2007 Peng D14/216
 D575,770 S * 8/2008 Lewis D14/216
 D615,962 S * 5/2010 Lee D14/188
 D619,119 S * 7/2010 Graber D14/216
 D658,159 S * 4/2012 Janky D14/214
 D659,120 S * 5/2012 Kim D14/211
 D680,517 S * 4/2013 Khoo D14/213

D686,186 S * 7/2013 Kaneko D14/168
 D687,017 S * 7/2013 Ashcraft D14/216
 D691,117 S * 10/2013 Silvera D14/216
 D697,496 S * 1/2014 Ashcraft D14/216
 D723,514 S * 3/2015 Lukic D14/213
 D729,777 S * 5/2015 Ono D14/224
 D739,397 S * 9/2015 Akana D14/314
 D758,347 S * 6/2016 Hinokio D14/215
 D765,071 S * 8/2016 Sun D14/314
 D766,213 S * 9/2016 Hinokio D14/216
 D784,412 S * 4/2017 Akana D14/496
 D808,928 S * 1/2018 Schaal D14/216
 D810,137 S * 2/2018 Tsang D14/496
 10,021,486 B1 * 7/2018 Brennan H04R 5/02
 D826,276 S * 8/2018 Langhammer D14/496
 D837,182 S * 1/2019 Elmieh D14/204
 D839,855 S * 2/2019 Park D14/216
 D853,354 S * 7/2019 Demin D14/211
 D878,333 S * 3/2020 Vaclavik D14/209.1
 D886,788 S * 6/2020 Wang D14/204
 2017/0187206 A1 * 6/2017 Lafountain H02J 7/0044

* cited by examiner

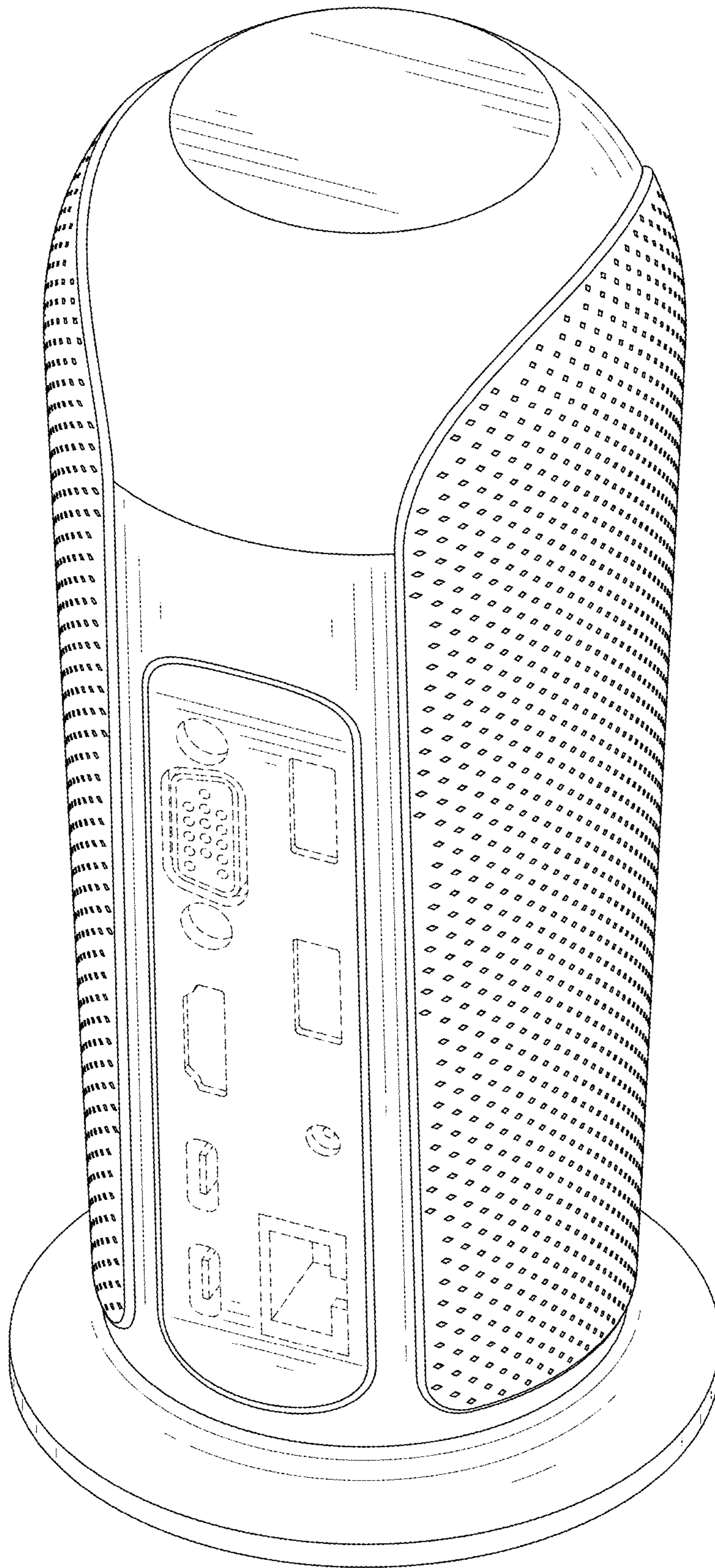


FIG. 1

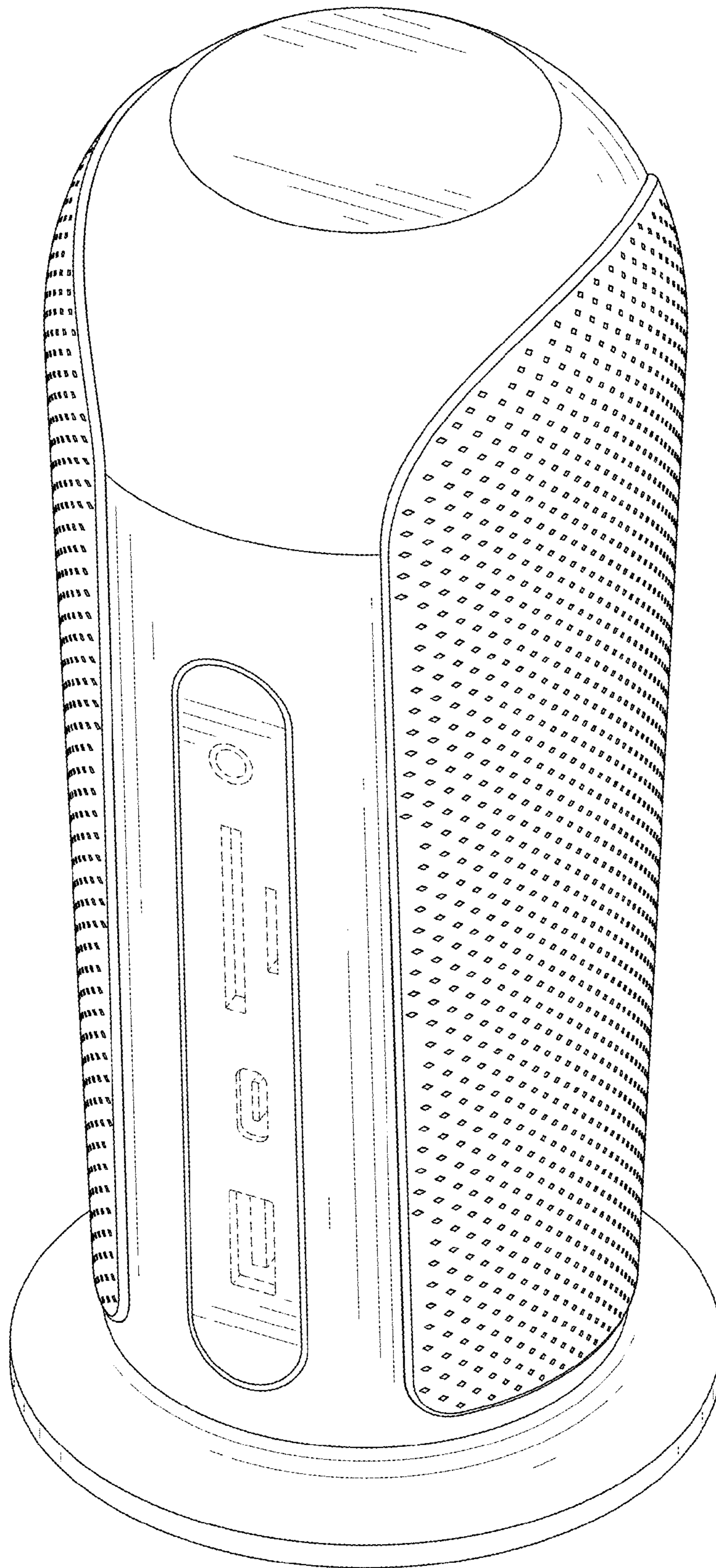


FIG. 2

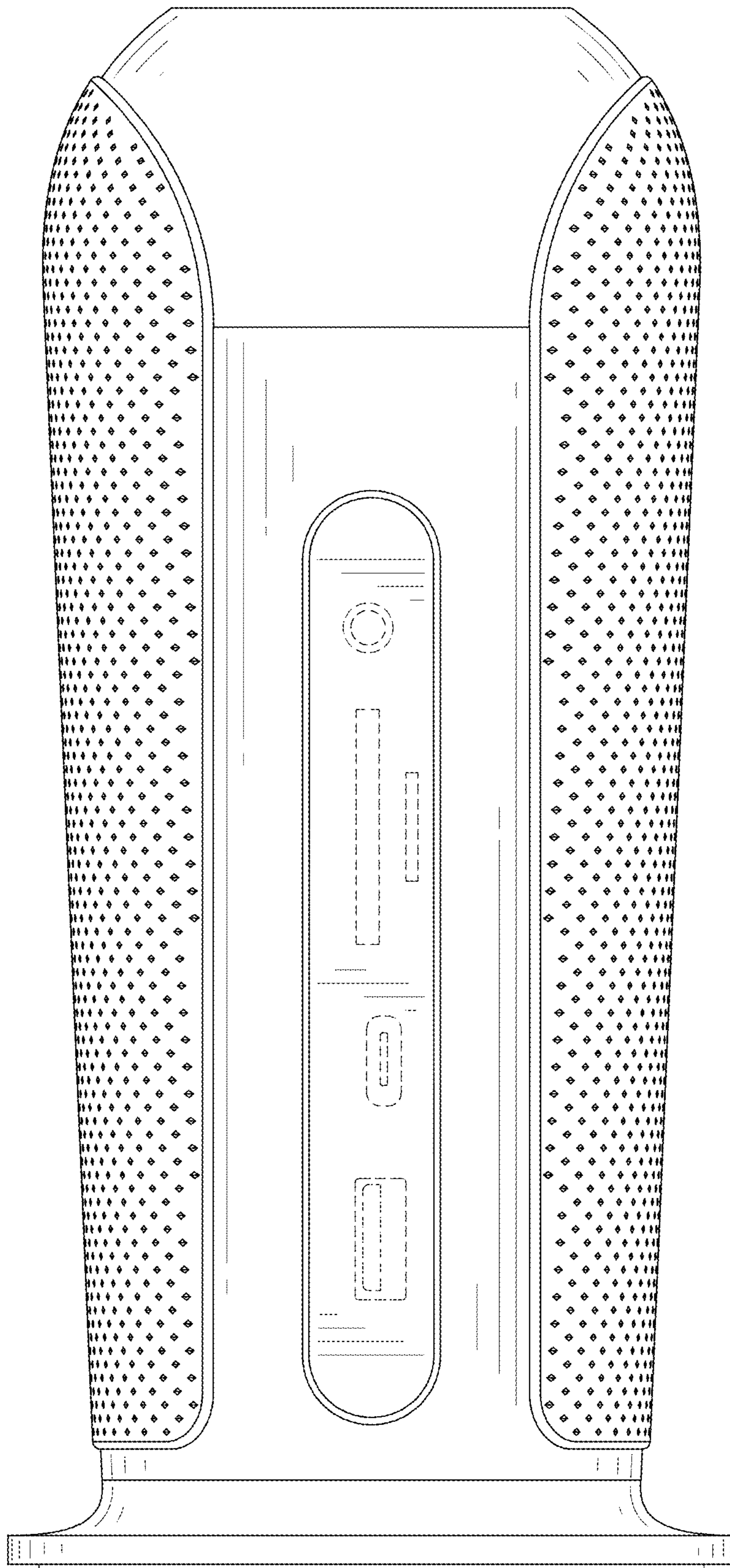


FIG. 4

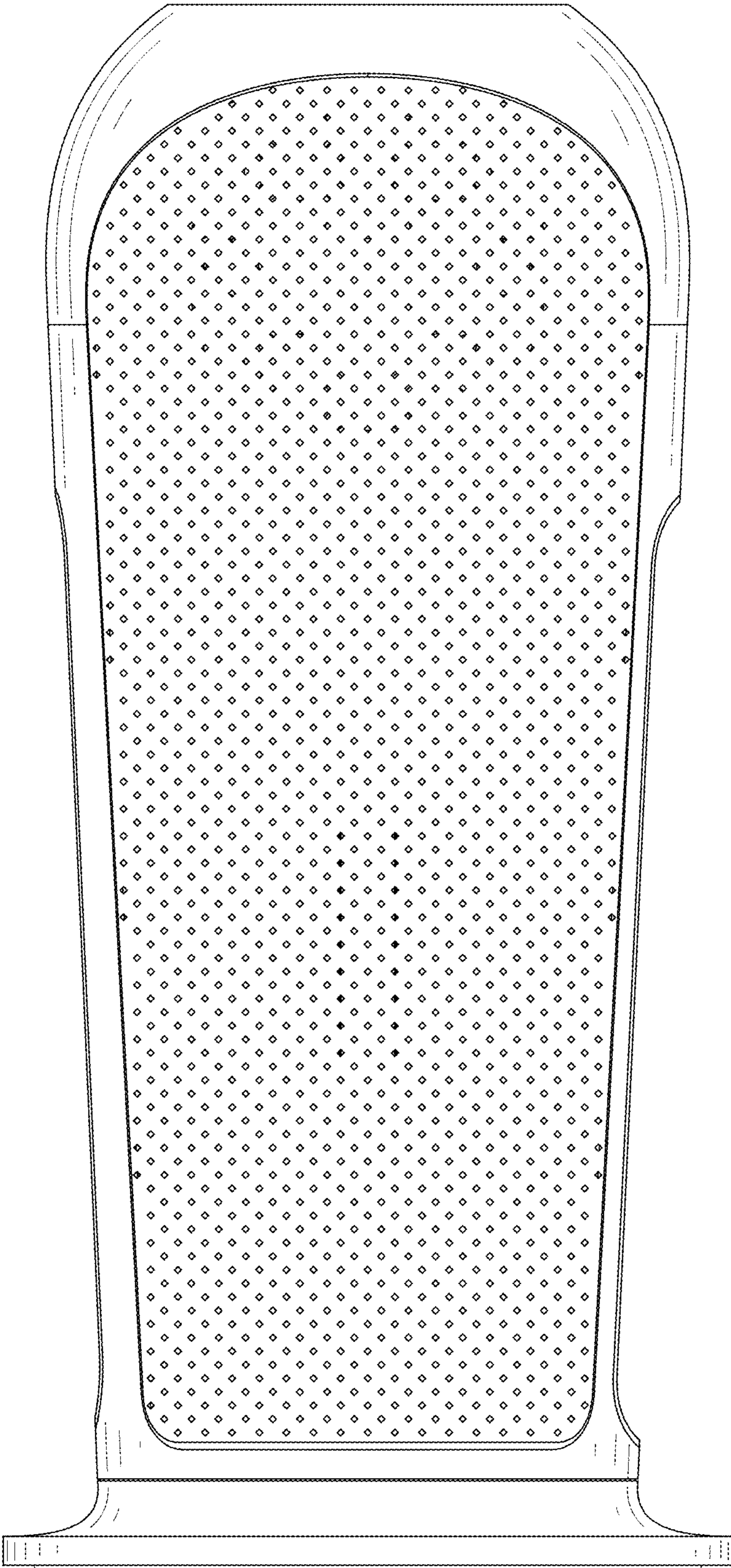


FIG. 5

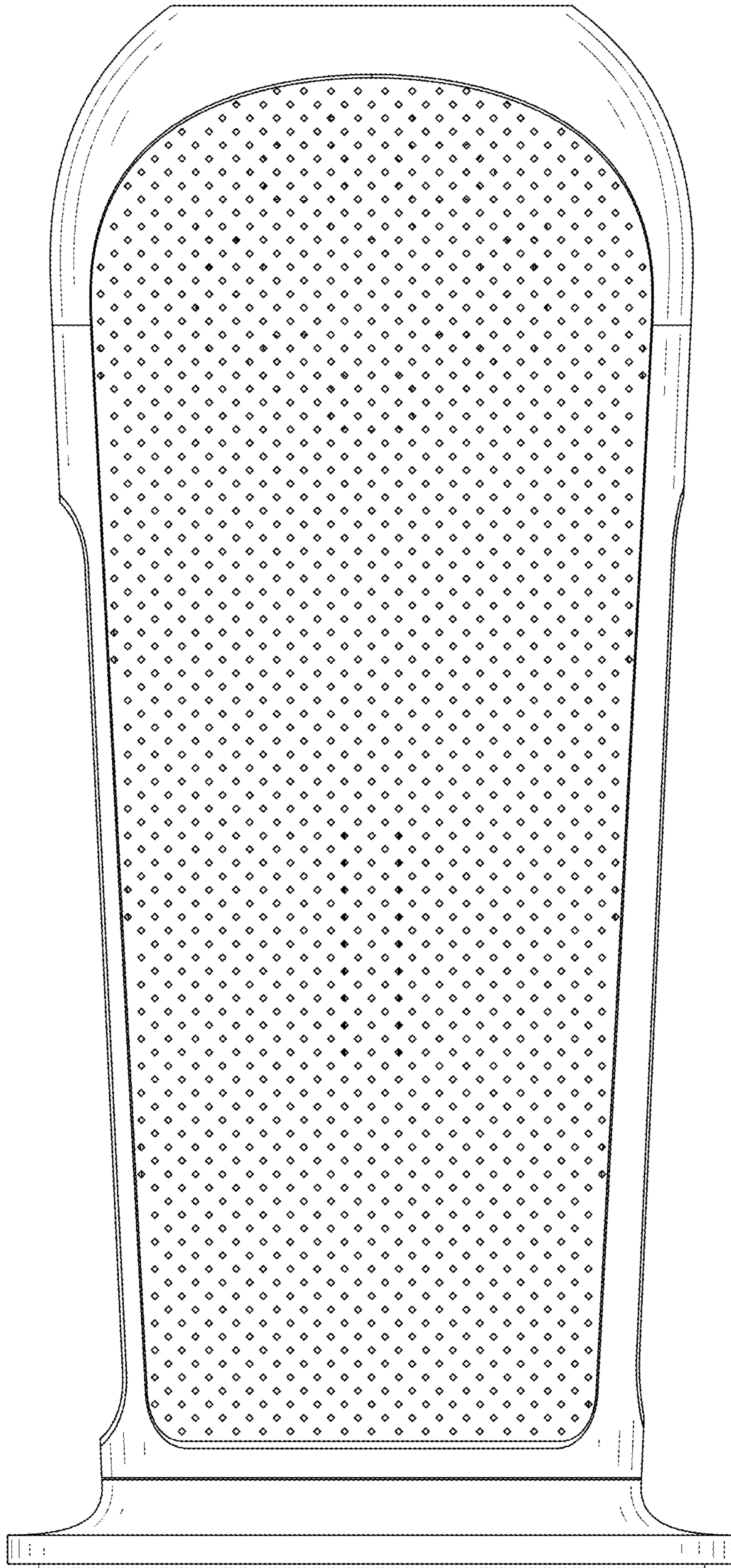


FIG. 6

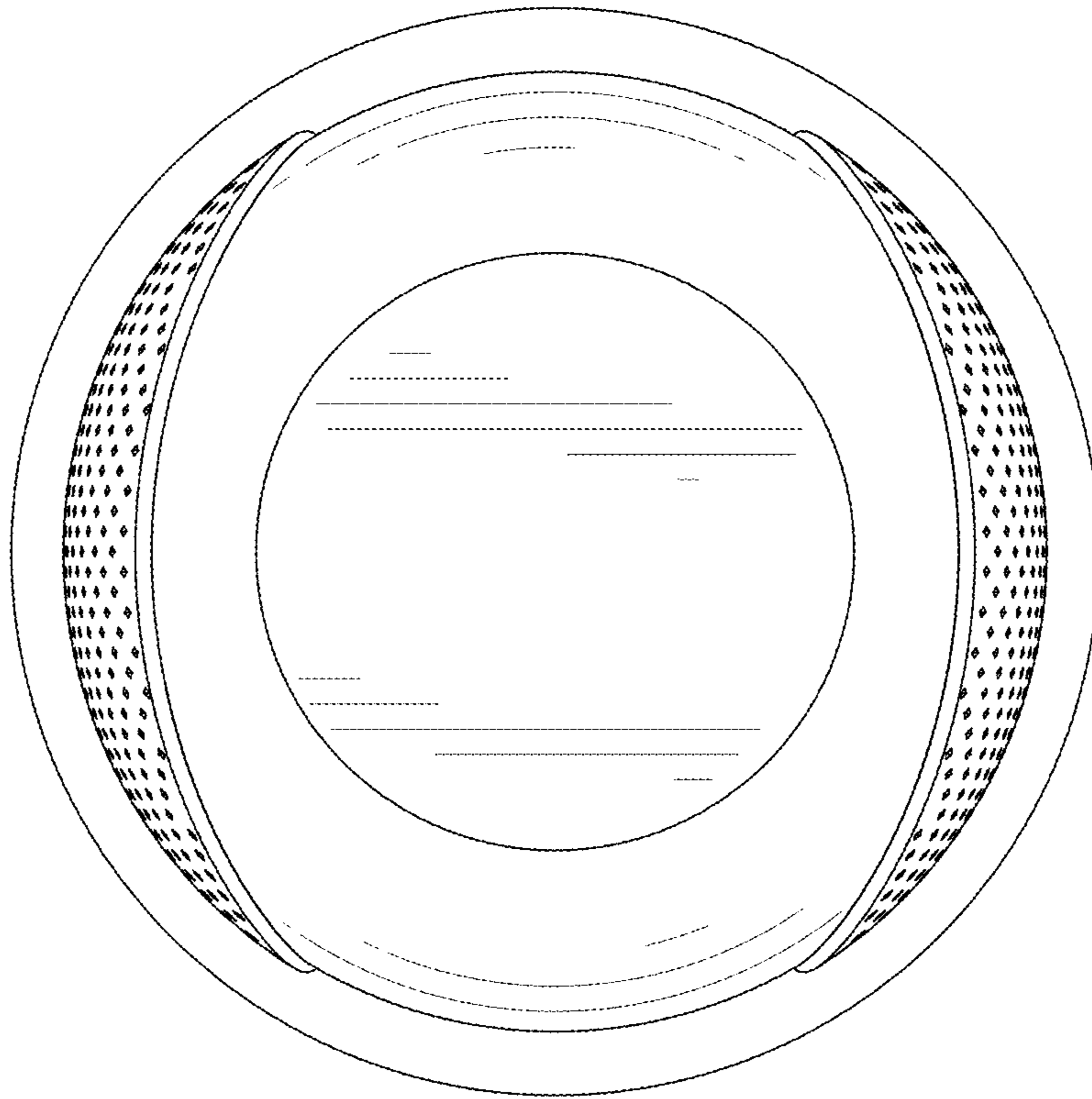


FIG. 7

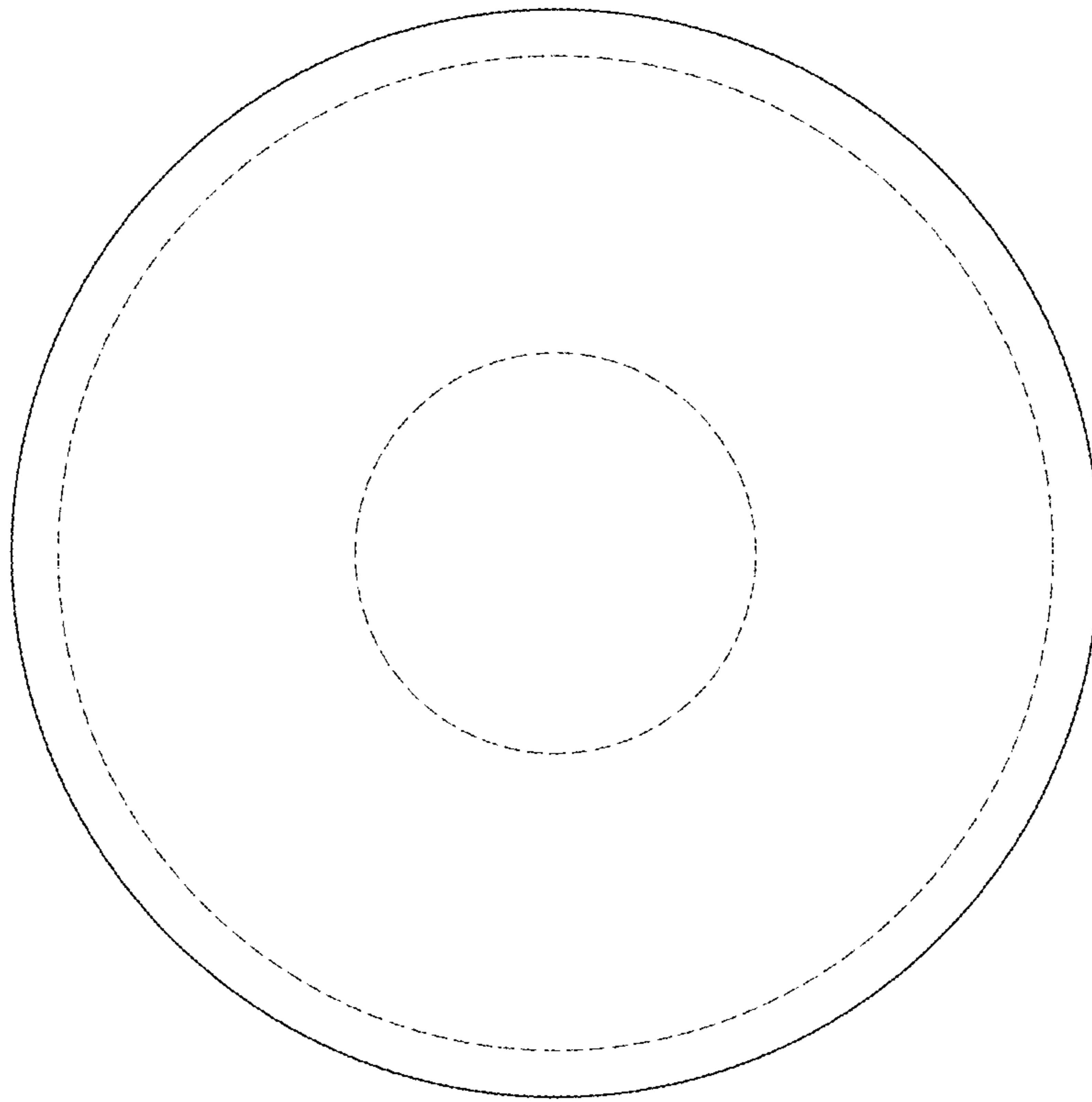


FIG. 8