



US00D897952S

(12) **United States Design Patent** (10) **Patent No.:** **US D897,952 S**  
**Liu** (45) **Date of Patent:** **\*\* Oct. 6, 2020**

(54) **ELECTRONIC CIGARETTE CHARGER**

(71) Applicant: **Stage One Brands Limited**, Hong Kong (CN)

(72) Inventor: **I-Chen Liu**, Hong Kong (CN)

(73) Assignee: **STAGE ONE BRANDS LIMITED**, Hong Kong (CN)

(\*\*) Term: **15 Years**

(21) Appl. No.: **29/683,199**

(22) Filed: **Mar. 12, 2019**

(51) **LOC (12) Cl.** ..... **13-02**

(52) **U.S. Cl.**  
USPC ..... **D13/108; D27/194**

(58) **Field of Classification Search**  
USPC ..... D13/103, 107-108, 110, 184, 199;  
D14/251, 253, 432, 434; D27/193, 194  
CPC ..... H02J 7/0044; H02J 7/0045; H02J 7/0042;  
H02J 7/342; H02J 7/345; H02J 7/025;  
H02J 7/026; H02J 7/0007; H02J 7/0027;  
H02J 7/0003; H02J 50/10; B60R 16/033  
See application file for complete search history.

(56) **References Cited**

**U.S. PATENT DOCUMENTS**

D462,657 S \* 9/2002 Kaneko ..... D13/107  
D574,769 S \* 8/2008 Fisher ..... D13/108  
D577,334 S \* 9/2008 Kim ..... D13/108  
D589,876 S \* 4/2009 Hong ..... D13/108

D590,770 S \* 4/2009 Moss ..... D13/108  
D609,637 S \* 2/2010 Chu ..... D13/108  
D609,638 S \* 2/2010 Biheller ..... D13/108  
D629,355 S \* 12/2010 Bodley ..... D13/108  
D656,459 S \* 3/2012 Crawley ..... D13/108  
D680,540 S \* 4/2013 Lee ..... D14/217  
D731,967 S \* 6/2015 Tuhkanen ..... D13/108  
D734,384 S \* 7/2015 Han ..... D14/253  
D762,571 S \* 8/2016 Lee ..... D13/108  
D812,560 S \* 3/2018 Xu ..... D13/107  
D813,806 S \* 3/2018 Ito ..... D13/108  
D864,857 S \* 10/2019 Clark ..... D13/108  
RE47,994 E \* 5/2020 Bowen ..... D13/108  
D883,202 S \* 5/2020 Edwards ..... D13/108  
D884,610 S \* 5/2020 Heath ..... D13/107

\* cited by examiner

*Primary Examiner* — Rosemary K Tarcza

(74) *Attorney, Agent, or Firm* — Leong C. Lei

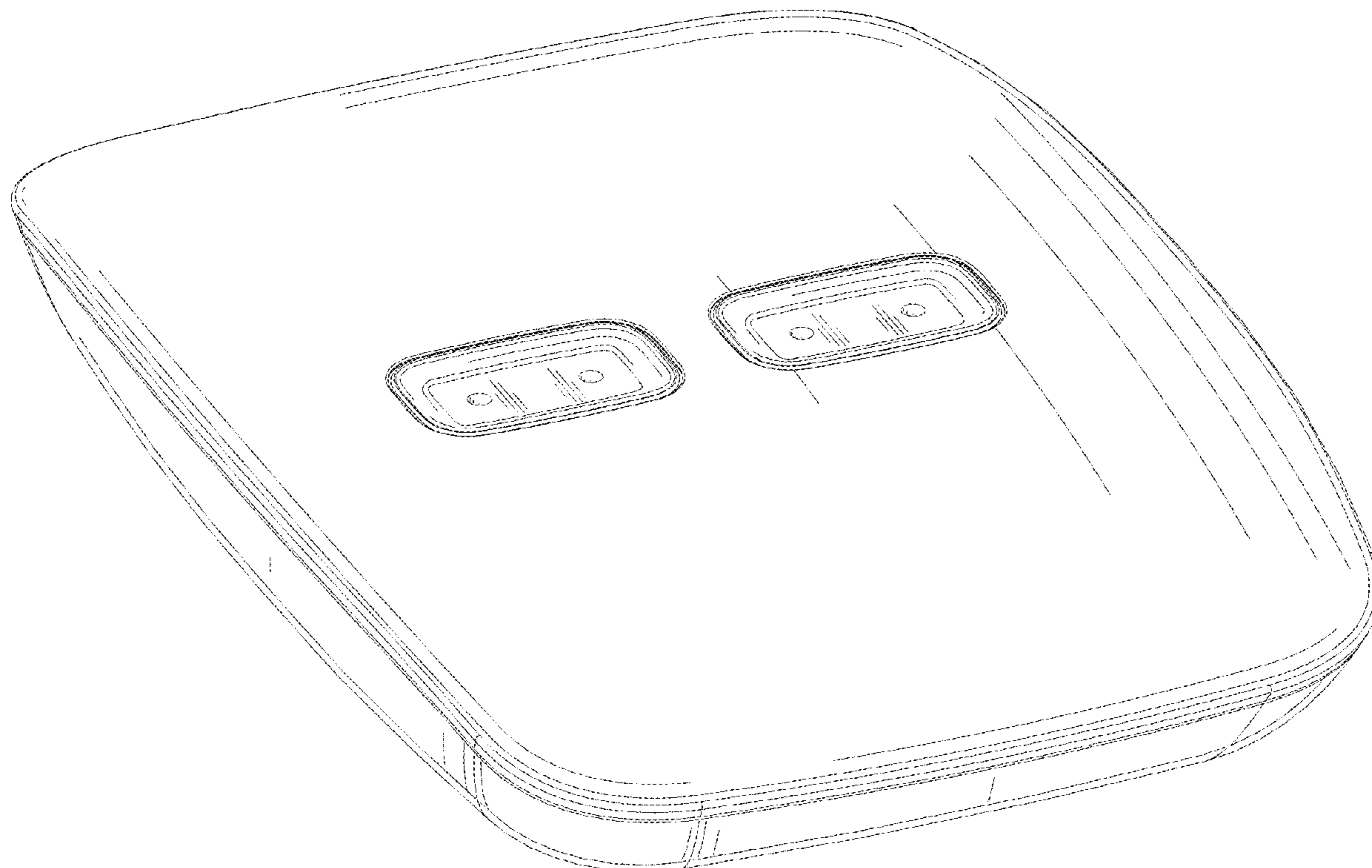
(57) **CLAIM**

The ornamental design for an electronic cigarette charger, as shown and described.

**DESCRIPTION**

FIG. 1 is a perspective view of an electronic cigarette charger showing my new design;  
FIG. 2 is a top plan view thereof;  
FIG. 3 is a bottom plan view thereof;  
FIG. 4 is a left side elevational view thereof;  
FIG. 5 is a right side elevational view thereof;  
FIG. 6 is a front elevational view thereof; and,  
FIG. 7 is a rear elevational view thereof.

**1 Claim, 7 Drawing Sheets**



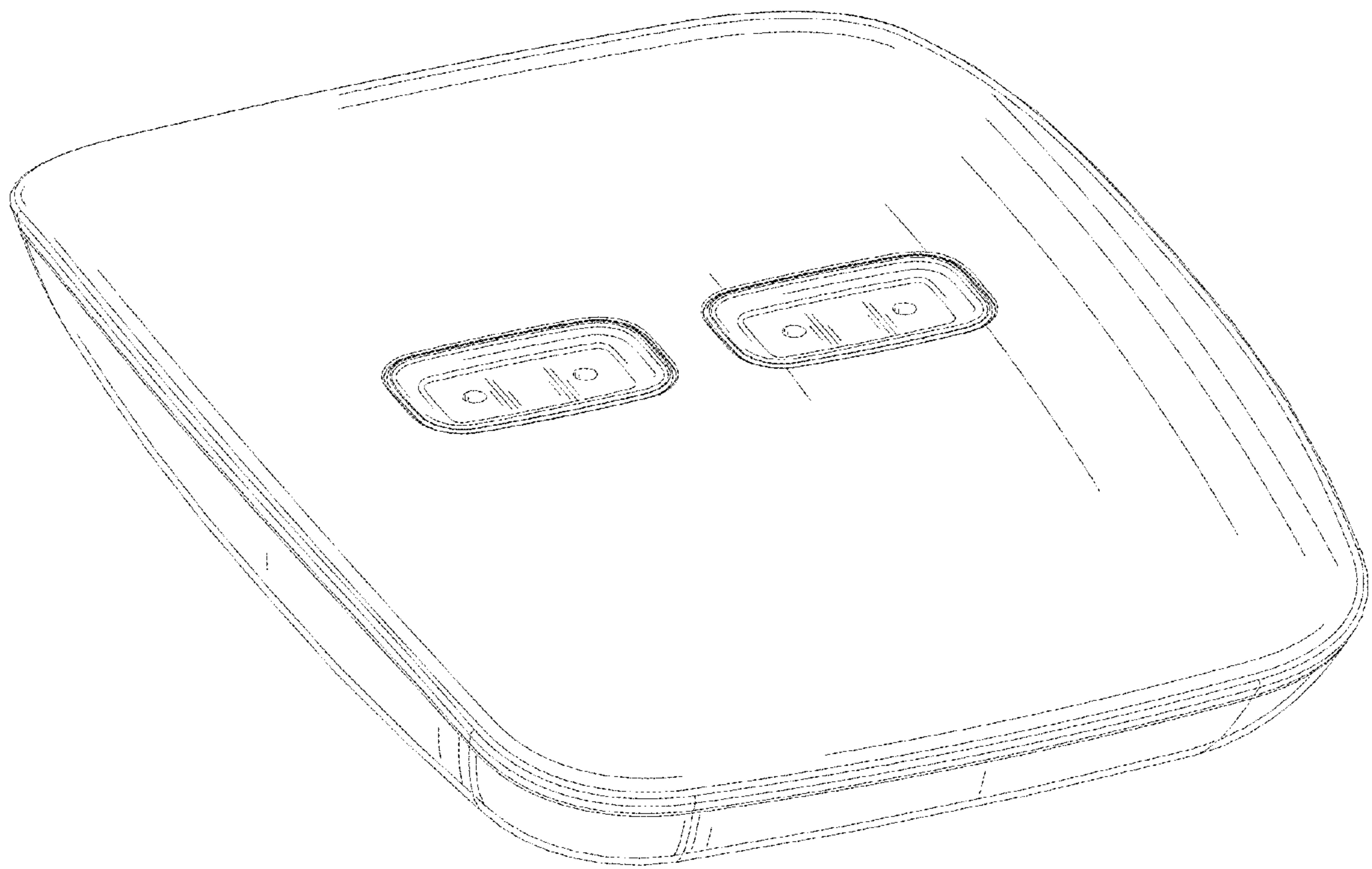


FIG. 1

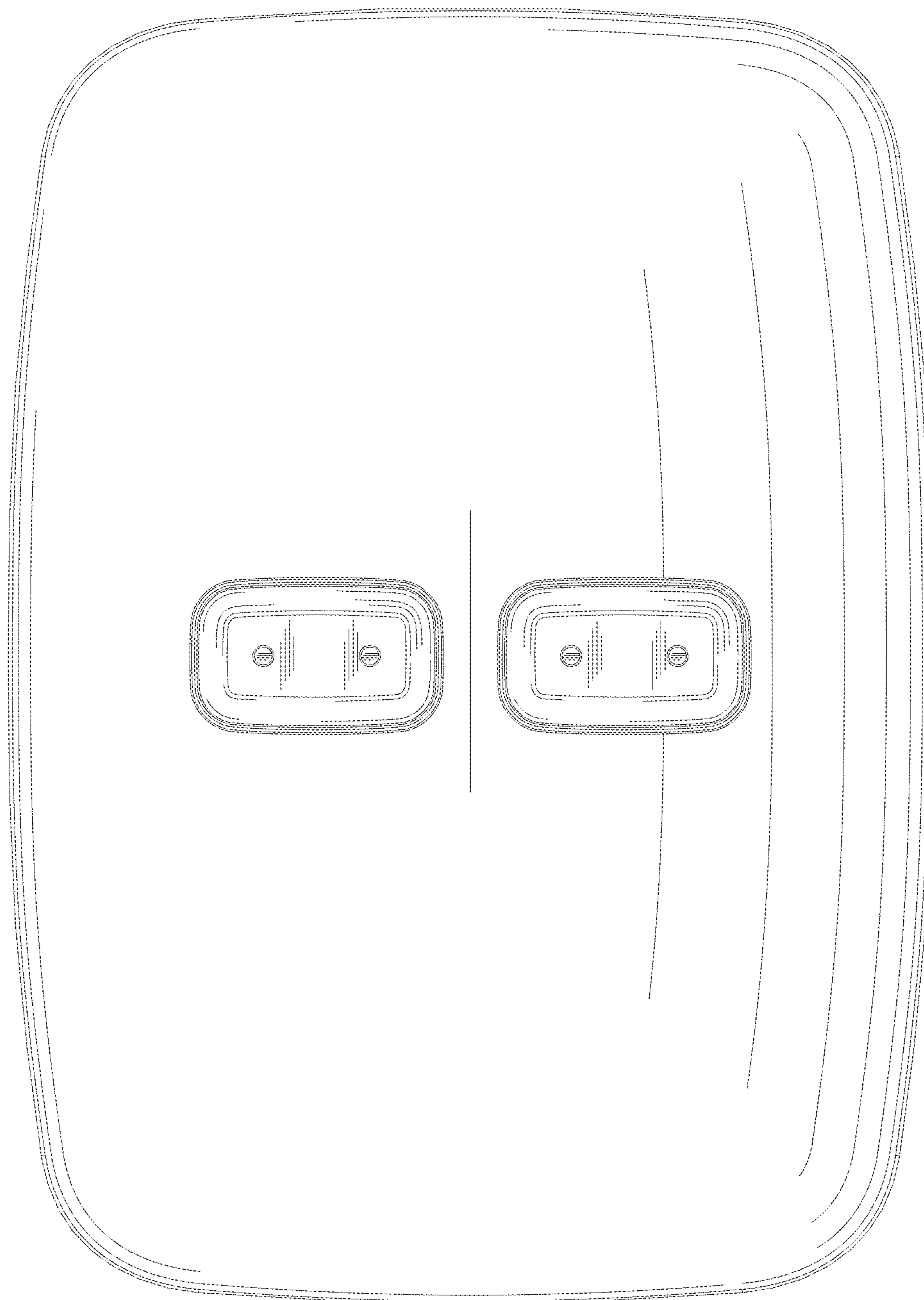


FIG. 2

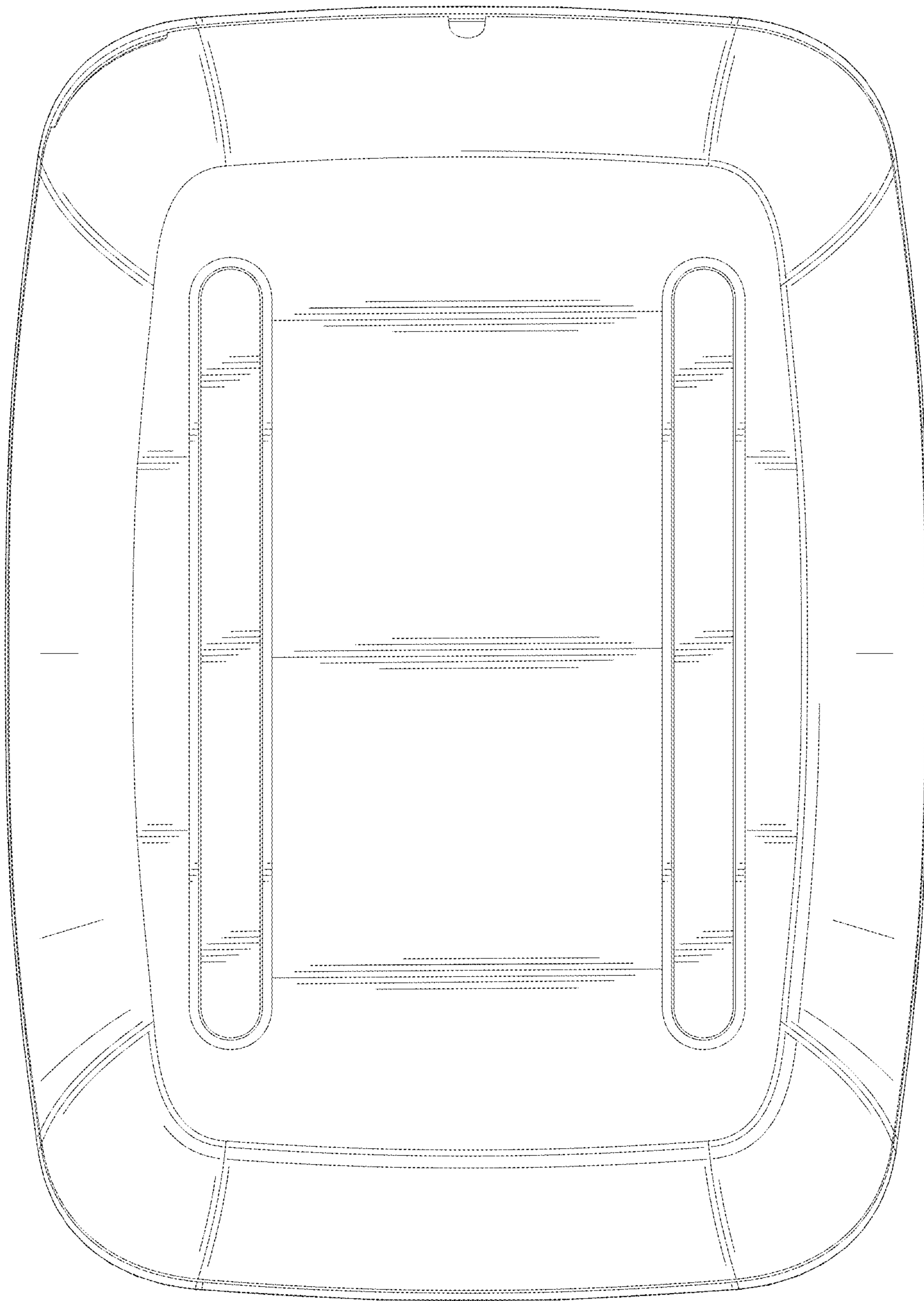


FIG. 3






FIG. 4




FIG. 5

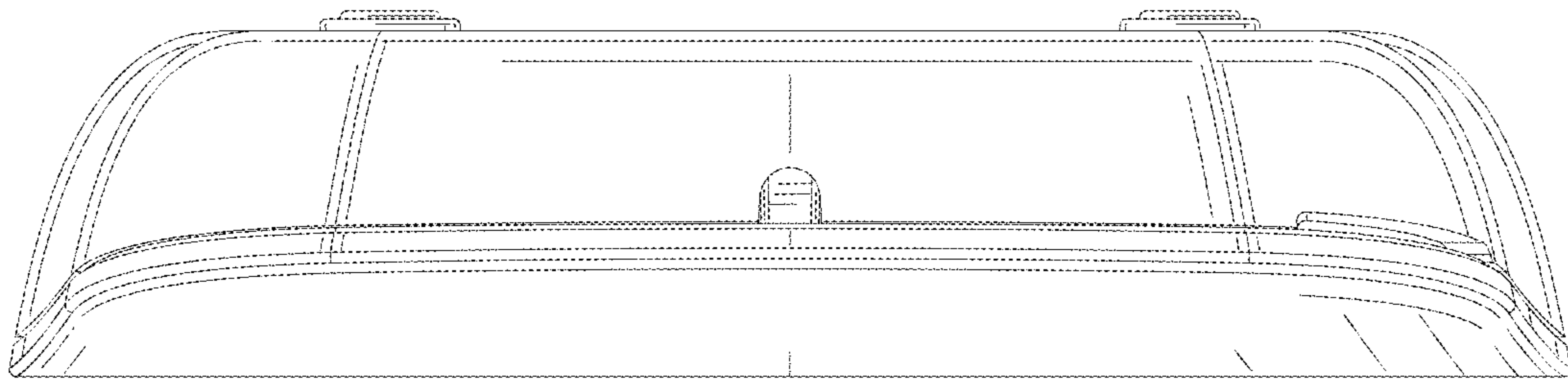
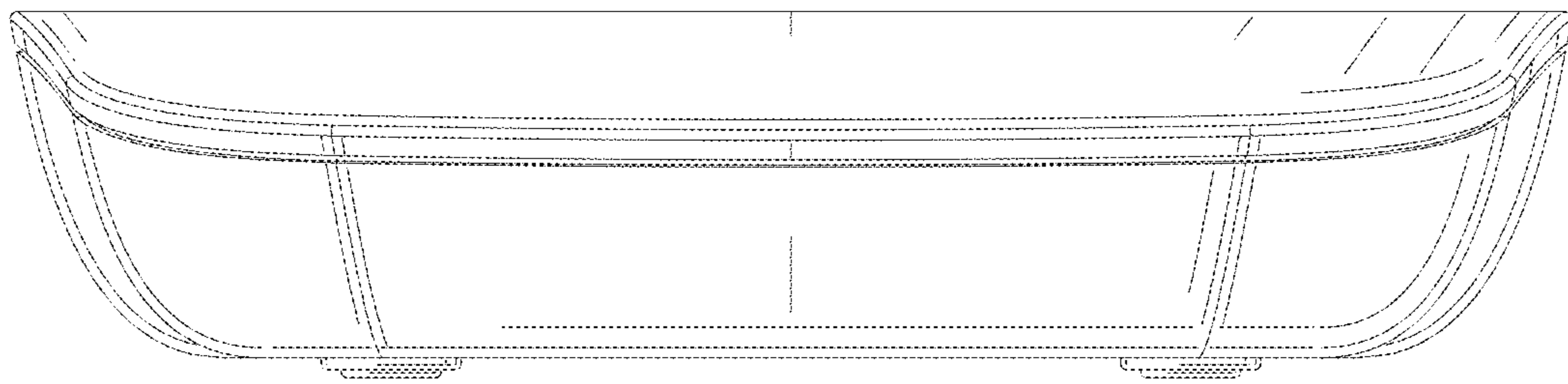


FIG. 6



**FIG. 7**