



US00D897942S

(12) **United States Design Patent** (10) **Patent No.:** **US D897,942 S**  
**Choi** (45) **Date of Patent:** **\*\* Oct. 6, 2020**

(54) **ELECTRIC POWER CONVERTER**

(71) Applicant: **LSIS CO., LTD.**, Anyang-si, Gyeonggi-do (KR)

(72) Inventor: **Minho Choi**, Anyang-si (KR)

(73) Assignee: **LSIS CO., LTD.**, Anyang-si, Gyeonggi-Do (KR)

(\*\*) Term: **15 Years**

(21) Appl. No.: **29/651,502**

(22) Filed: **Aug. 20, 2018**

(30) **Foreign Application Priority Data**

Feb. 21, 2018 (KR) ..... 30-2018-0008833

(51) **LOC (12) Cl.** ..... **13-02**

(52) **U.S. Cl.**  
USPC ..... **D13/101**

(58) **Field of Classification Search**  
USPC ..... D13/100-103, 107-110, 112-114, 184, D13/199

CPC ..... H02J 7/0042; H02J 7/0045; H02J 7/0052; H01R 31/06; H01R 24/38; H01L 31/042; H01L 31/045; H01L 31/046; H01L 31/048; H01L 31/05; H01L 31/052; H01L 31/0525; H02S 30/00; H02S 20/10; H02S 20/23; H02S 20/30; H02S 40/34; H02S 40/44; F03G 6/00; F03G 6/001; F03G 6/06

See application file for complete search history.

(56) **References Cited**

**U.S. PATENT DOCUMENTS**

D432,098 S \* 10/2000 Nelson ..... D13/184  
D480,359 S \* 10/2003 Yamada ..... D13/114  
D568,242 S \* 5/2008 Ogawa ..... D13/110  
D605,589 S \* 12/2009 Zeng ..... D13/110  
D680,060 S \* 4/2013 Gago ..... D13/102  
D711,825 S \* 8/2014 Wilson ..... D13/112

D758,309 S \* 6/2016 Terada ..... D13/112  
D815,030 S \* 4/2018 Petrella ..... D13/102  
D826,848 S \* 8/2018 Toshiba ..... D13/103  
D833,986 S \* 11/2018 Vierjarvi ..... D13/163  
D837,735 S \* 1/2019 Marcille ..... D13/112  
D862,378 S \* 10/2019 Leitner ..... D13/102  
D866,464 S \* 11/2019 Nakayama ..... D13/112  
2017/0172015 A1\* 6/2017 Yu ..... H05K 7/1432

**OTHER PUBLICATIONS**

LSIS [ESS]\_Catalog\_EN\_201910, Sep. 30, 2019, retrieved on Feb. 11, 2020, retrieved from the Internet URL: [https://www.lsis.com/products/category/Smart\\_Power\\_Solution/ESS.\\*](https://www.lsis.com/products/category/Smart_Power_Solution/ESS.*)

\* cited by examiner

*Primary Examiner* — Catherine S Posthauer

*Assistant Examiner* — Alison M Ofstun

(74) *Attorney, Agent, or Firm* — K&L Gates LLP

(57) **CLAIM**

The ornamental design for an electric power converter, as shown and described.

**DESCRIPTION**

FIG. 1 is a perspective view of an electric power converter showing the new design:

FIG. 2 is a front elevation view thereof;

FIG. 3 is a rear elevation view thereof;

FIG. 4 is a left -side elevation view thereof;

FIG. 5 is a right -side elevation view thereof;

FIG. 6 is a top plan view thereof;

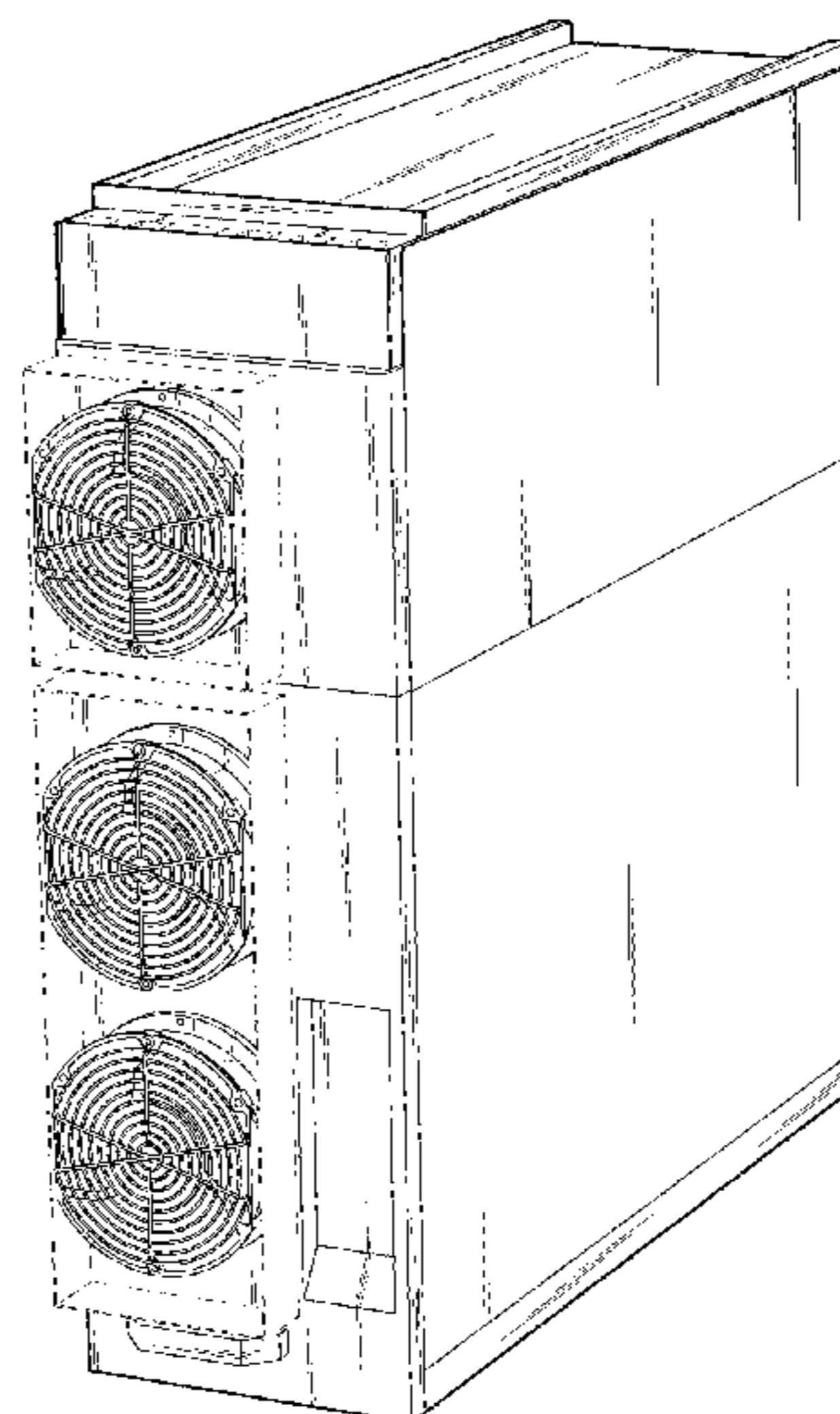
FIG. 7 is a bottom plan view thereof;

FIG. 8 is a perspective view thereof, shown in an environment of use; and,

FIG. 9 is an enlarged cross sectional view thereof, taken along line 9-9 of FIG. 2.

In the drawings, the broken lines represent parts of the article, environmental subject matter, as well as the designation of an enlarged cross sectional view. None of the broken lines form part of the claimed design.

**1 Claim, 7 Drawing Sheets**



*FIG. 1*

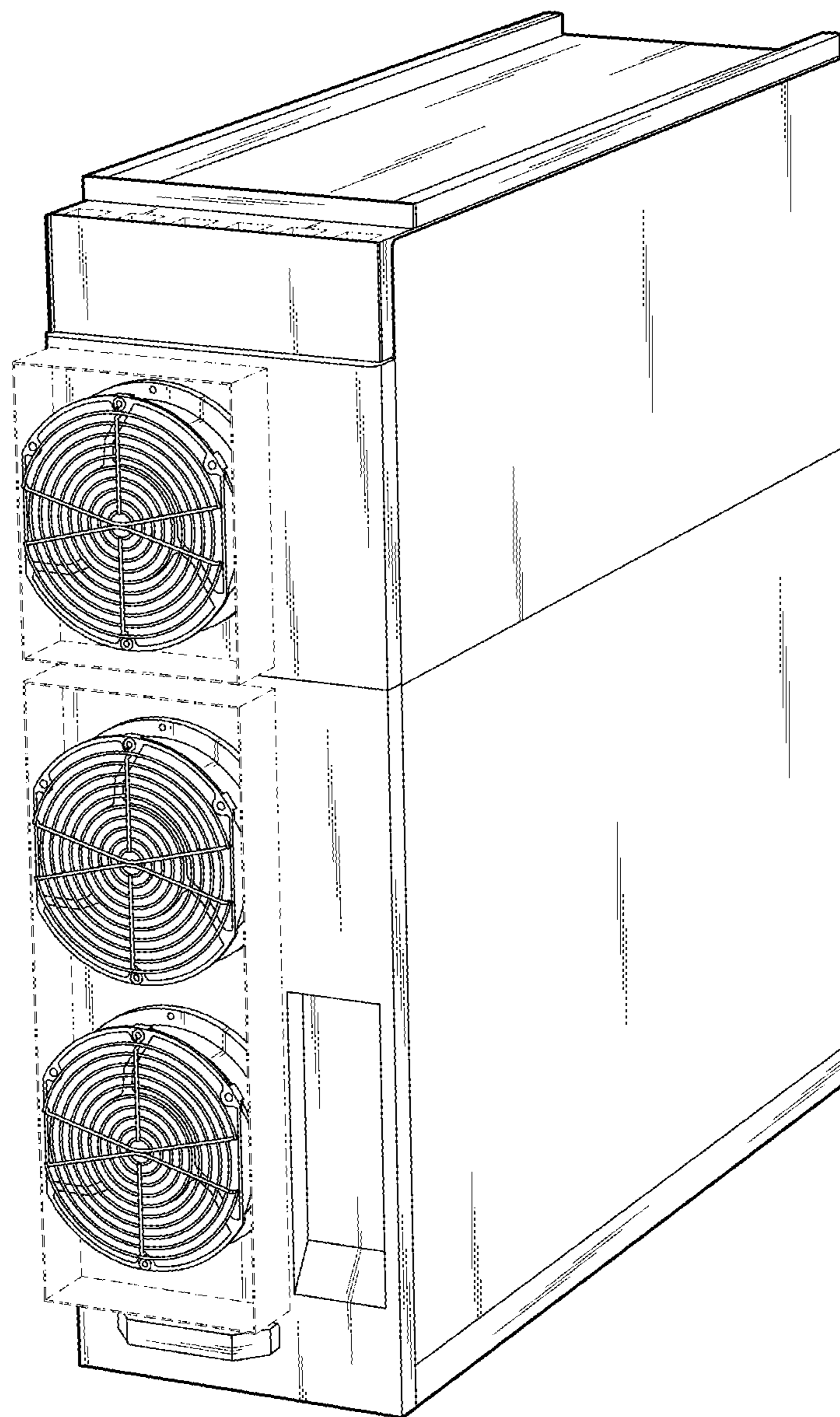


FIG. 2

FIG. 3


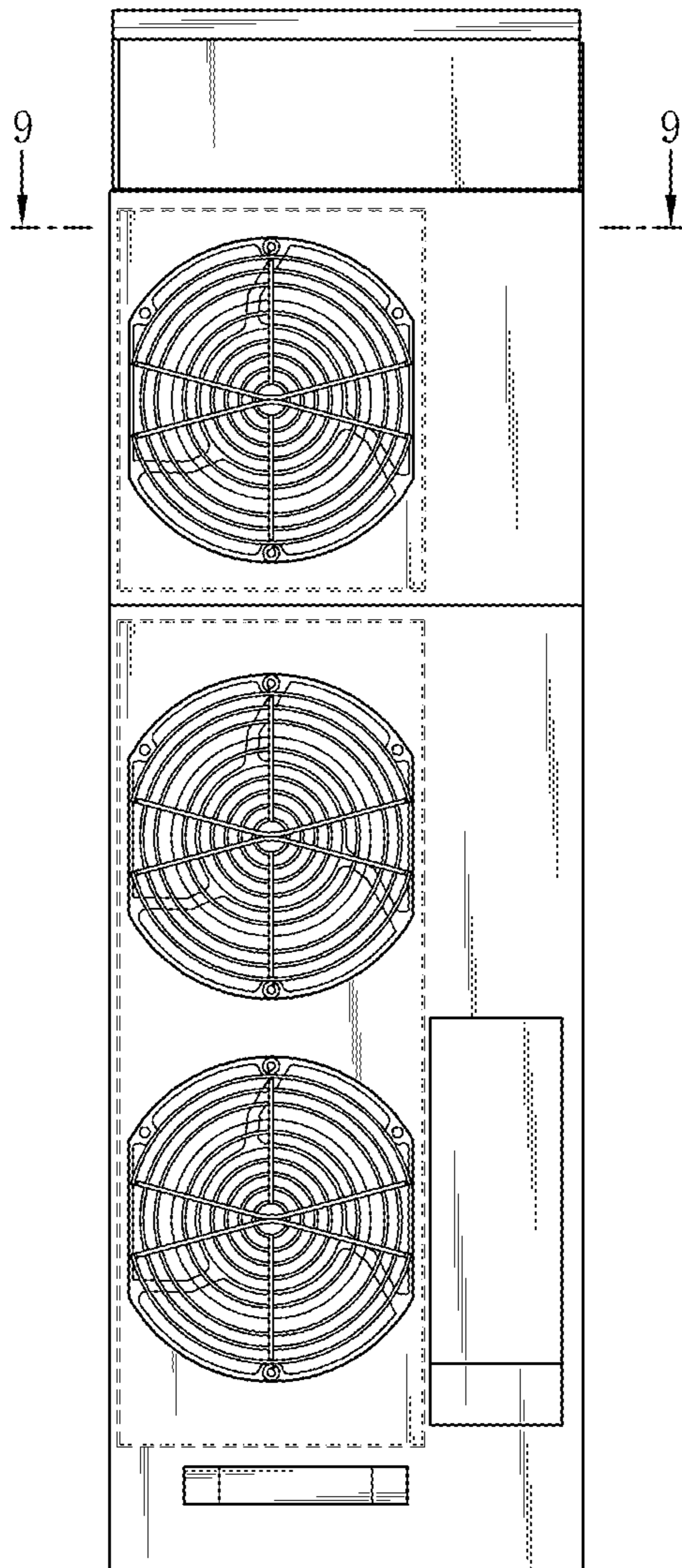
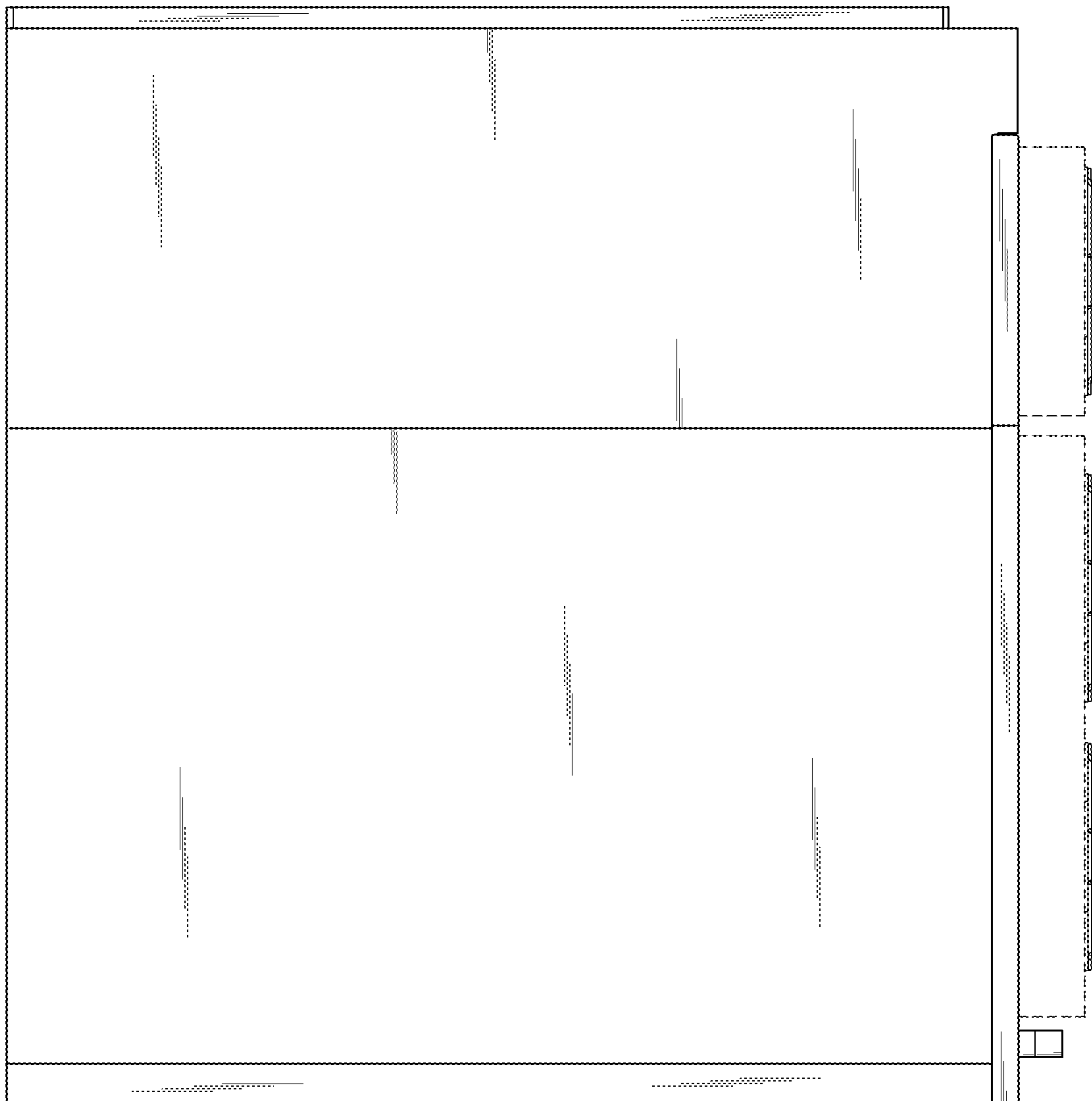


FIG. 4



*FIG. 5*

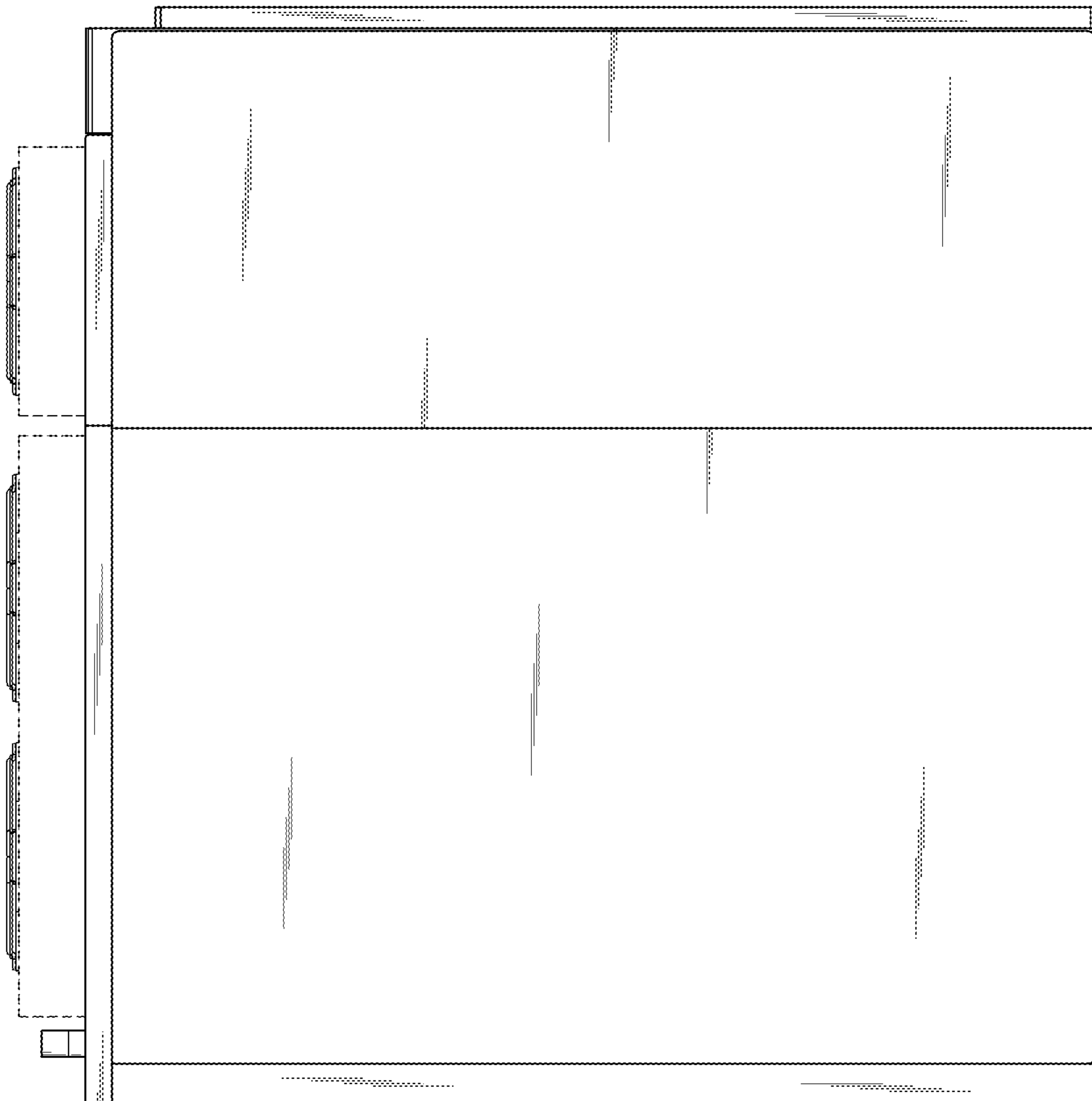


FIG. 6




FIG. 7




FIG. 8

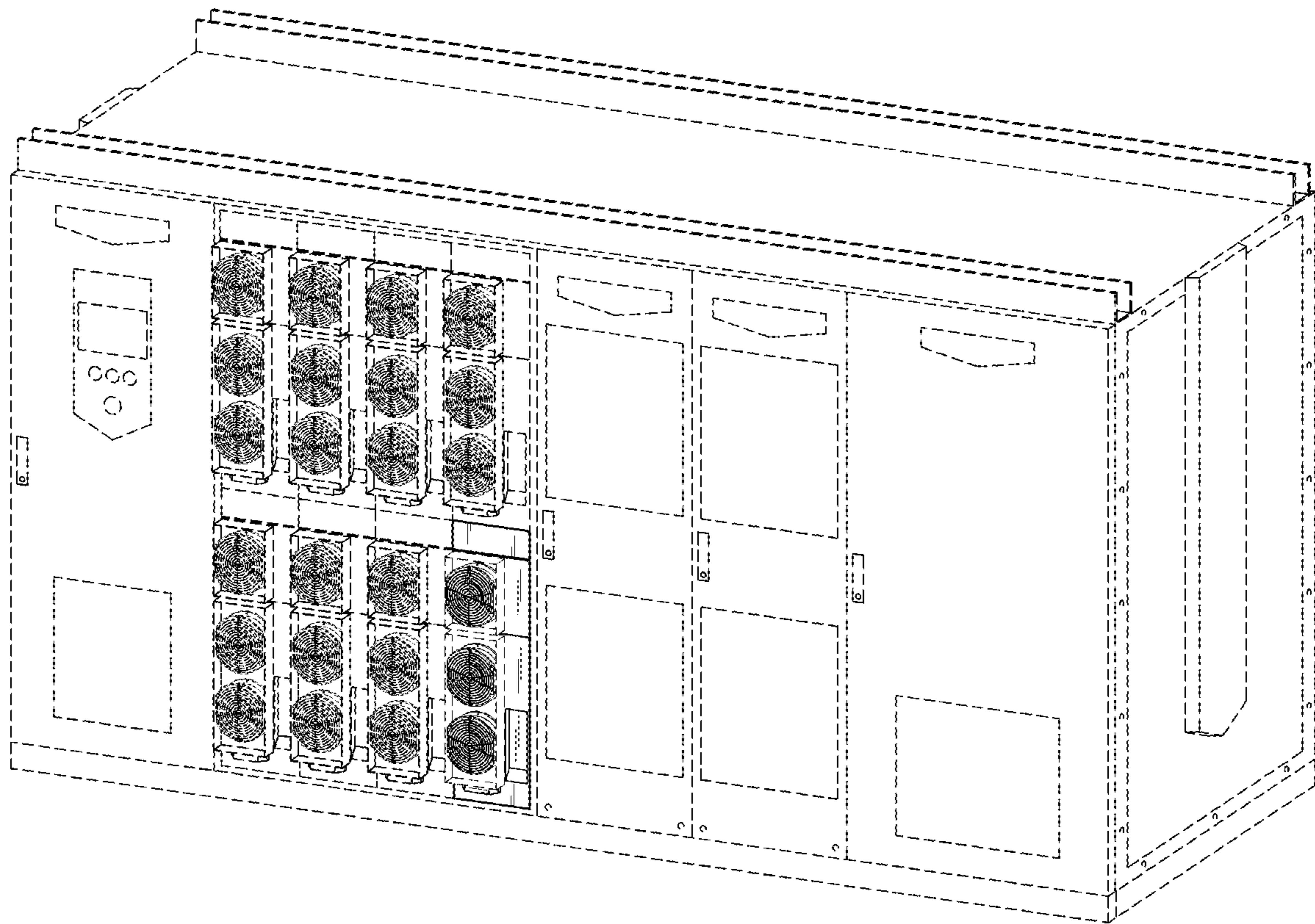


FIG. 9

