



US00D897939S

(12) **United States Design Patent**
Plassard et al.

(10) **Patent No.:** **US D897,939 S**
(45) **Date of Patent:** **** Oct. 6, 2020**

(54) **VEHICLE TIRE TREAD**
(71) Applicant: **American Kenda Rubber Industrial Co., Ltd.**, Reynoldsburg, OH (US)

D844,546 S * 4/2019 Sakamoto D12/579
D844,547 S * 4/2019 Sakamoto D12/579
D845,224 S * 4/2019 Kochanek D12/600
D878,284 S * 3/2020 Henderson D12/593

(72) Inventors: **Alan Plassard**, North Canton, OH (US); **Jessica Posa**, Massillon, OH (US); **Alfred Henderson**, Akron, OH (US)

OTHER PUBLICATIONS

www.parrishtire.com: Extreme All-Terrain Light Truck Klever R/T KR601 Cut Sheets. Undated; 7 pages. Found online May 15, 2019 at <http://www.parrishtire.com/wp-content/uploads/KR601-Kenda-Product-Overview-Presentation-Spring-2018-3.pdf> (Year: 2019).*

(73) Assignee: **American Kenda Rubber Industrial Co., LTD**, Reynoldsburg, OH (US)

* cited by examiner

(**) Term: **15 Years**

Primary Examiner — Robert M. Spear
(74) *Attorney, Agent, or Firm* — Standley Law Group LLP; Eric M. Gayan; Stephen L. Grant

(21) Appl. No.: **29/722,560**

(22) Filed: **Jan. 30, 2020**

(51) **LOC (12) Cl.** **12-15**

(57) **CLAIM**

(52) **U.S. Cl.**
USPC **D12/579**

The ornamental design for a vehicle tire tread, as shown and described.

(58) **Field of Classification Search**
USPC D12/544, 545, 571, 574, 579, 580, 593, D12/594, 596, 600, 602, 605
CPC B60C 11/11
See application file for complete search history.

DESCRIPTION

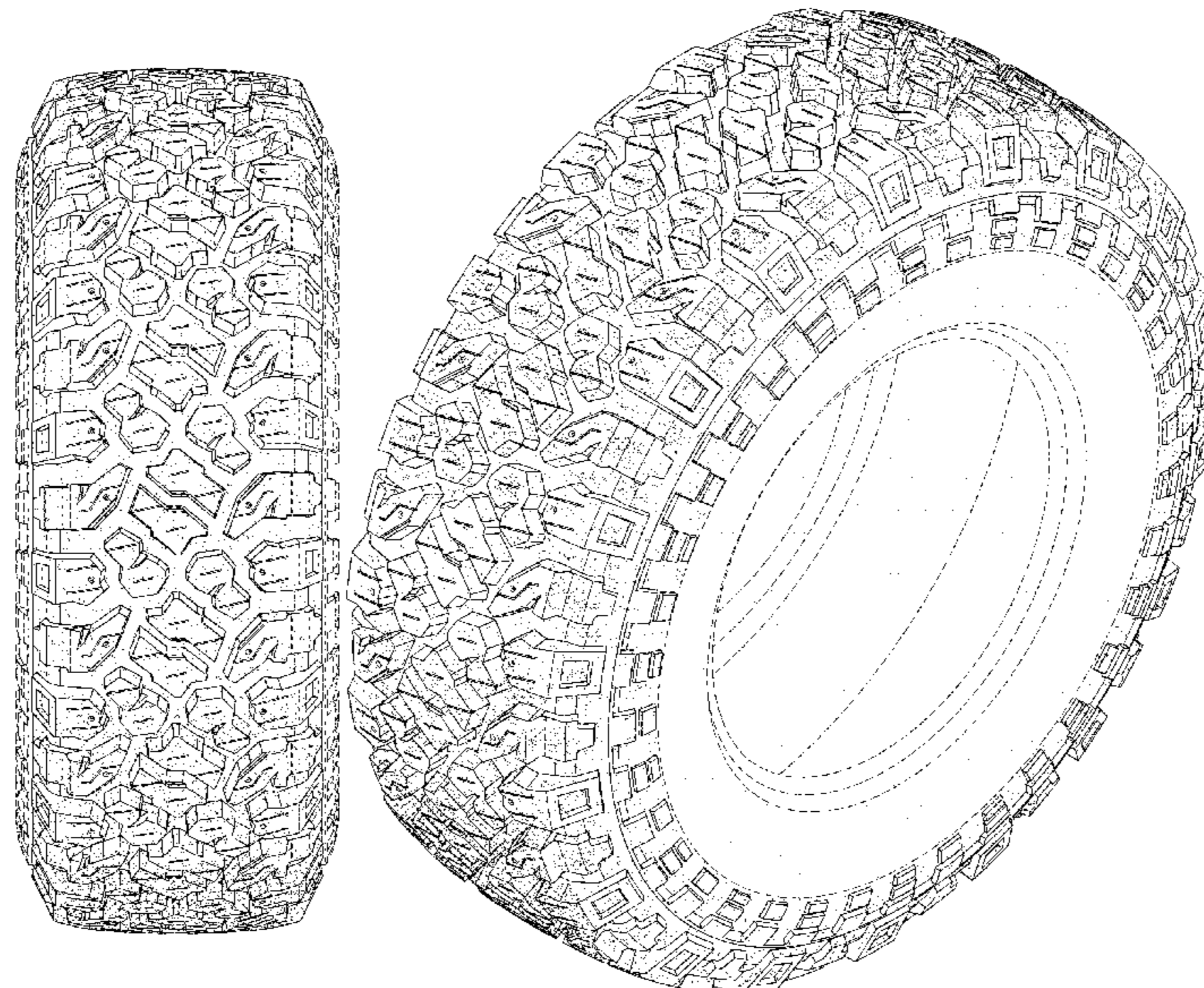
FIG. 1 is an outside perspective view of our new vehicle tire tread design, it being understood that the depicted tread pattern extends over the entire circumference of the tire; FIG. 2 is a front elevational view thereof, the rear elevational view being identical; FIG. 3 is an outside elevational view thereof, the inside elevational view being identical; FIG. 4 is a top view thereof, the bottom view being identical; FIG. 5 is an outside perspective view of a second embodiment of the tire tread design shown in FIGS. 1-4; and, FIG. 6 is an outside elevational view of the tire tread design shown in FIG. 5, the inside elevational view being identical. In the drawing figures, the tire features shown in broken lines indicate environmental subject matter only, and form no part of the claimed design.

(56) **References Cited**

U.S. PATENT DOCUMENTS

D229,371 S * 11/1973 Shughart D12/574
D319,809 S * 9/1991 Manestar D12/579
D642,512 S * 8/2011 Jacobs D12/600
D670,236 S * 11/2012 Drake D12/600
D730,272 S * 5/2015 Fleckner D12/580
D761,193 S * 7/2016 Schimmoeller D12/599
D770,970 S * 11/2016 Kuwano D12/594
D773,385 S * 12/2016 Kuwano D12/579
D773,980 S * 12/2016 Takahashi D12/579
D781,219 S * 3/2017 Williams D12/579
D806,640 S * 1/2018 Petr D12/602
D810,669 S * 2/2018 Johnson D12/579
D838,662 S * 1/2019 Tikka D12/579

1 Claim, 6 Drawing Sheets






FIG. 1

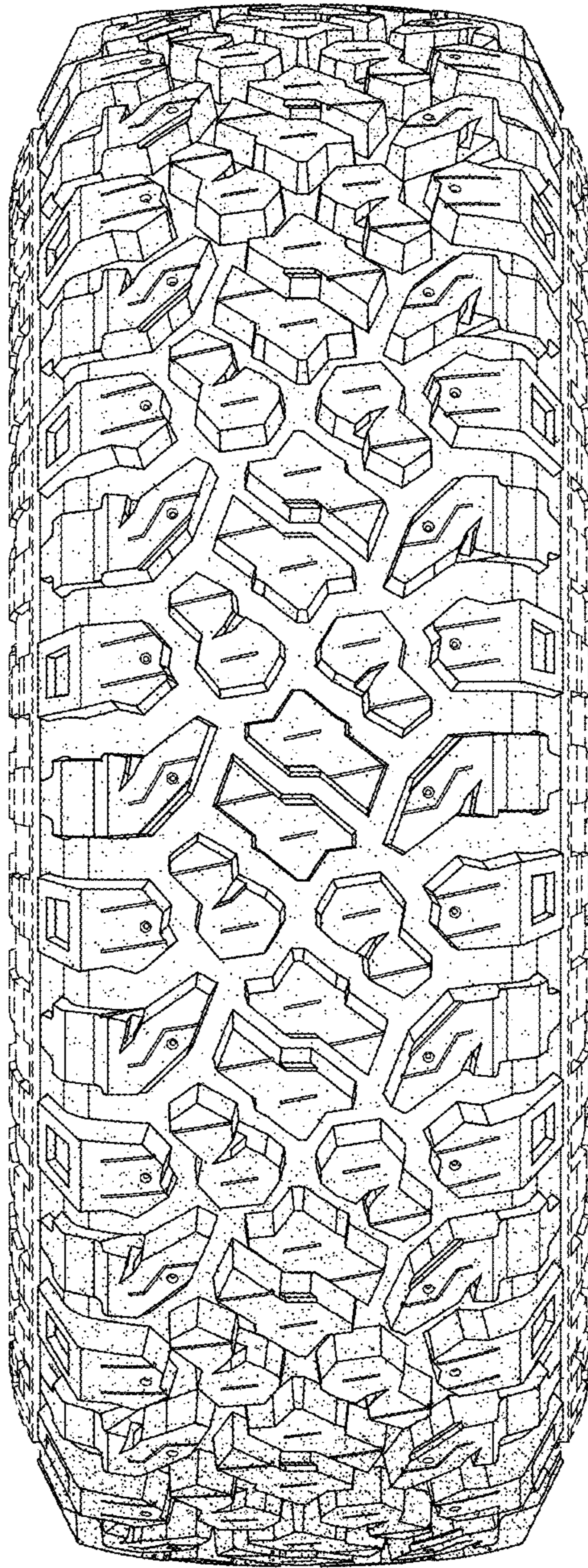


FIG. 2

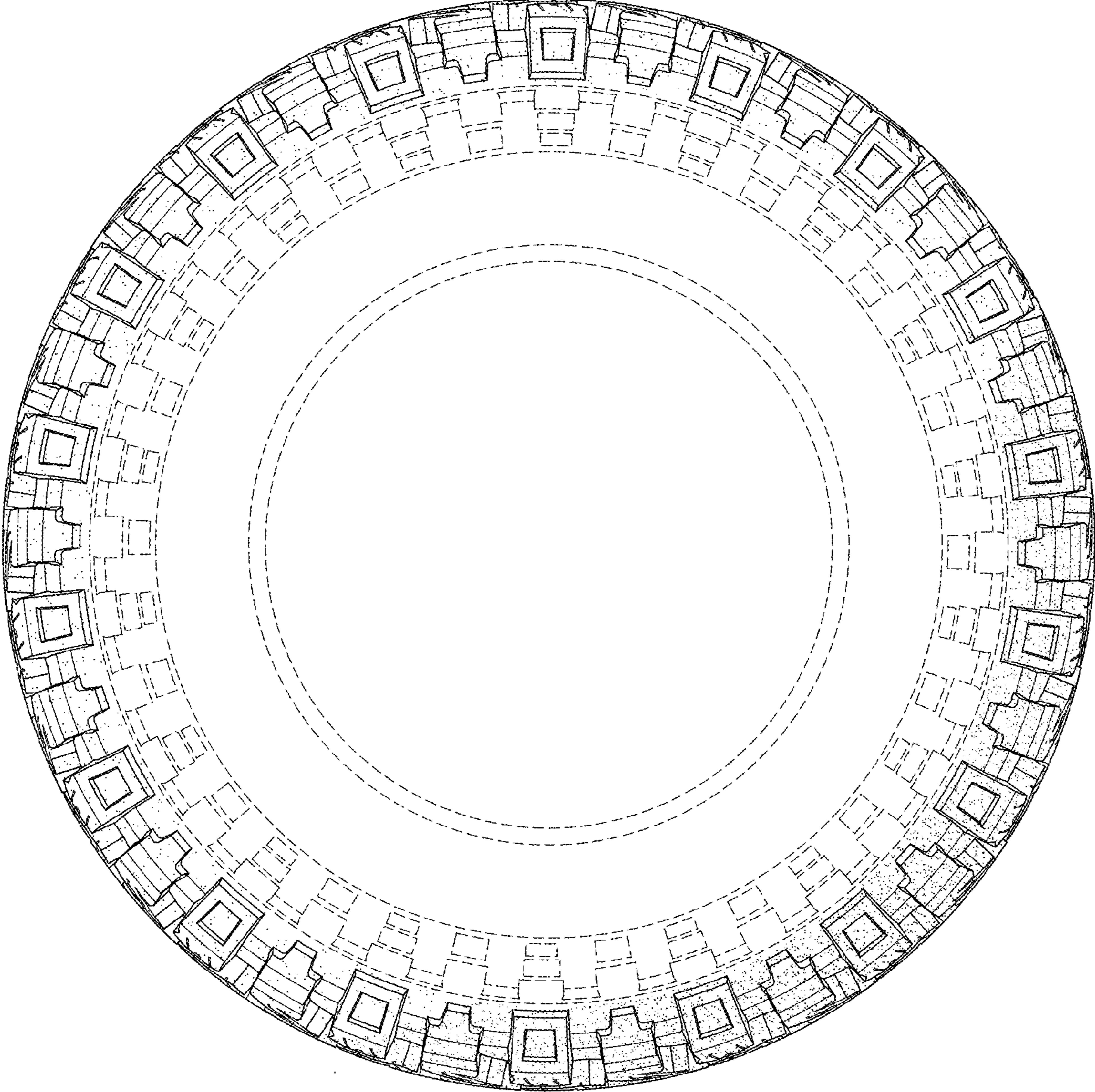


FIG. 3

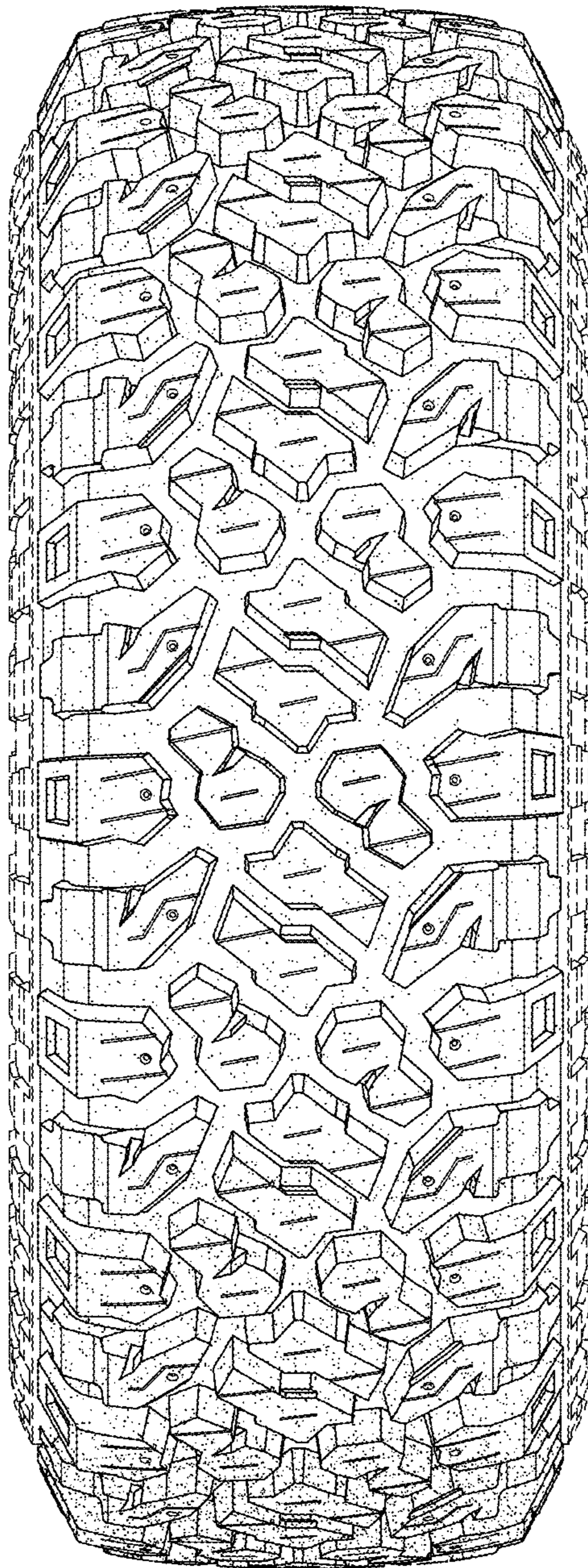


FIG. 4




FIG. 5

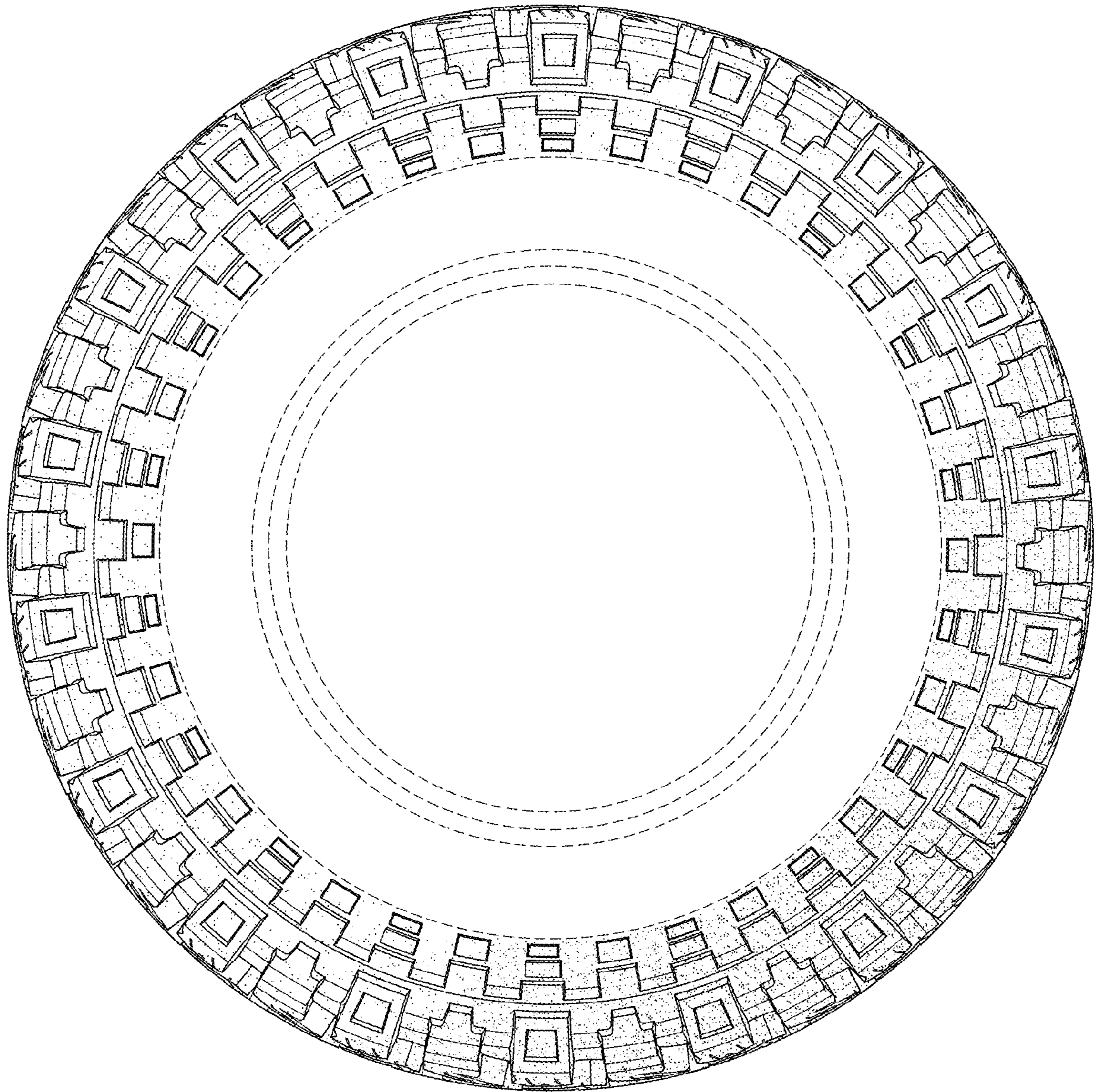


FIG. 6