



US00D897903S

(12) **United States Design Patent** (10) **Patent No.:** **US D897,903 S**
Scholz (45) **Date of Patent:** **** Oct. 6, 2020**

(54) **MOTOR VEHICLE, TOY AND/OR REPLICA**

(71) Applicant: **Dr. Ing. h.c. F. Porsche**
Aktiengesellschaft, Stuttgart (DE)

(72) Inventor: **Matthias Scholz, Stuttgart (DE)**

(73) Assignee: **Dr. Ing. h.c. F. Porsche**
Aktiengesellschaft (DE)

(**) Term: **15 Years**

(21) Appl. No.: **29/700,660**

(22) Filed: **Aug. 5, 2019**

(30) **Foreign Application Priority Data**

Feb. 6, 2019 (DE) 40 2019 100 167

(51) **LOC (12) Cl.** **12-08**

(52) **U.S. Cl.**
USPC **D12/92**

(58) **Field of Classification Search**
USPC D12/86, 90-92, 88; D21/424, 433, 434,
D21/533; 296/181.1-181.5, 183.1
CPC B62D 25/00; B62D 25/06; B62D 33/00;
B62D 35/00

See application file for complete search history.

(56) **References Cited**

U.S. PATENT DOCUMENTS

D528,056 S 9/2006 Lai
D547,240 S 7/2007 Kulla
D547,698 S 7/2007 Kulla
D549,614 S 8/2007 Kulla
D560,557 S 1/2008 Kulla
D589,403 S 3/2009 Saracoglu
D590,301 S 4/2009 Saracoglu
D605,560 S 12/2009 Kulla
D606,456 S 12/2009 Saracoglu
D606,902 S 12/2009 Saracoglu

D606,903 S 12/2009 Saracoglu
D607,779 S 1/2010 Kulla
D607,780 S 1/2010 Larson
D610,488 S 2/2010 Kulla
D623,557 S 9/2010 Kulla
D641,665 S 7/2011 Larson
D663,240 S 7/2012 Scheinhütte
D669,001 S 10/2012 Varga
D684,896 S 6/2013 Scheinhütte
D701,146 S 3/2014 Varga
D704,099 S 5/2014 Varga
D705,131 S 5/2014 Larson
D731,929 S 6/2015 Schramm
D733,614 S 7/2015 Scheinhütte

(Continued)

OTHER PUBLICATIONS

Design U.S. Appl. No. 29/615,227, by Baum et al., filed Aug. 28, 2017.

(Continued)

Primary Examiner — Melody N Brown
(74) *Attorney, Agent, or Firm* — RatnerPrestia

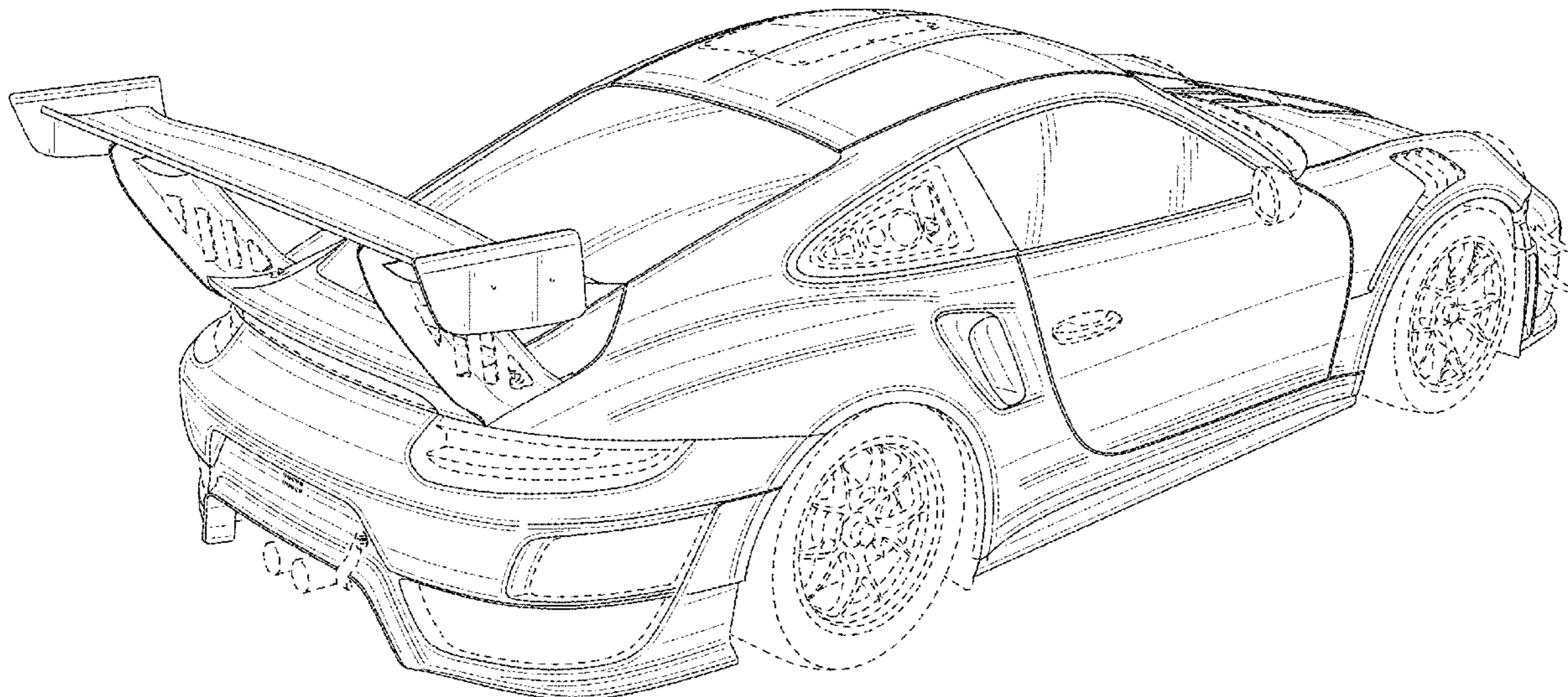
(57) **CLAIM**

The ornamental design for a motor vehicle, toy and/or replica, as shown and described.

DESCRIPTION

FIG. 1 is a rear perspective view of a motor vehicle, toy and/or replica;
FIG. 2 is a front perspective view thereof;
FIG. 3 is a front elevation view thereof;
FIG. 4 is a rear elevation view thereof;
FIG. 5 is an elevation view thereof taken from the left side, the right side being a substantial mirror image thereof; and,
FIG. 6 is a top plan view thereof.
The broken lines illustrate portions of the motor vehicle, toy and/or replica that form no part of the claimed design.

1 Claim, 6 Drawing Sheets



(56)

References Cited

U.S. PATENT DOCUMENTS

D753,023	S	4/2016	Villevoye et al.	
D774,421	S	12/2016	Larson	
D797,607	S	9/2017	Preuninger et al.	
D805,435	S *	12/2017	Baum	D12/92
D805,436	S	12/2017	Yamashita et al.	
D805,437	S *	12/2017	Varga	D12/92
D808,862	S	1/2018	Ujhasi	
D823,727	S	7/2018	Hauser	
D824,288	S	7/2018	Hauser	
D826,784	S	8/2018	Hauser	
D833,331	S	11/2018	Yamashita	
D835,730	S	12/2018	Chung et al.	
D839,786	S	2/2019	Baum et al.	
D842,759	S	3/2019	Baum et al.	
D861,539	S *	10/2019	Schmolz	D12/92
D870,596	S *	12/2019	Yamashita	D12/92
D880,359	S *	4/2020	Baum	D12/92
D881,075	S *	4/2020	Larson	D12/92
D883,145	S *	5/2020	Baum	D12/92
D883,146	S *	5/2020	Baum	D12/92
D885,258	S *	5/2020	Larson	D12/92

OTHER PUBLICATIONS

Design U.S. Appl. No. 29/615,611, by Baum et al., filed Aug. 30, 2011.

Design U.S. Appl. No. 29/646,150, by Yamashita, filed May 2, 2018.

Design U.S. Appl. No. 29/661,433, by Larson, filed Aug. 28, 2018.

Design U.S. Appl. No. 29/666,247, by Stopka, filed Oct. 11, 2018.

Design U.S. Appl. No. 29/666,391, by Baum, filed Oct. 12, 2018.

Design U.S. Appl. No. 29/666,394, by Baum, filed Oct. 12, 2018.

Design U.S. Appl. No. 29/671,694, by Larson, filed Nov. 29, 2018.

* cited by examiner

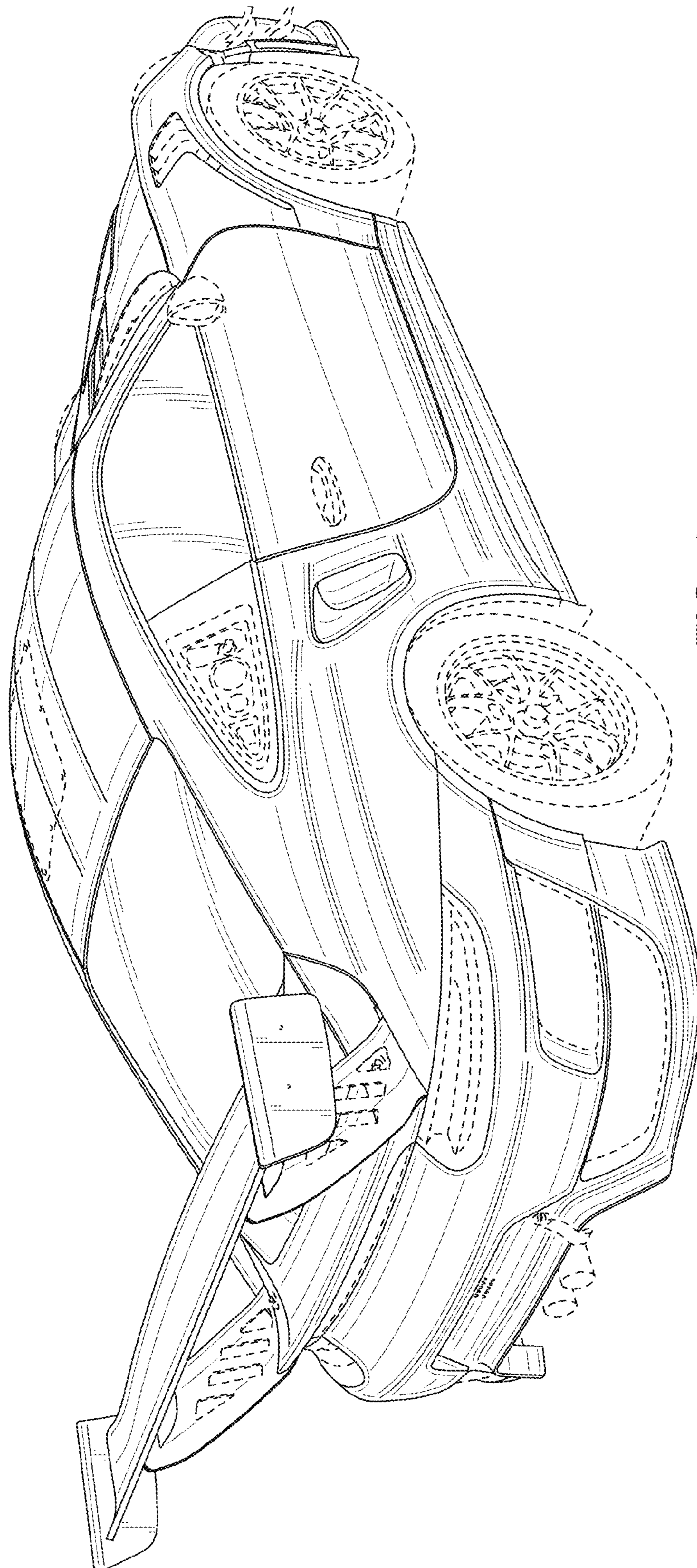


FIG. 1

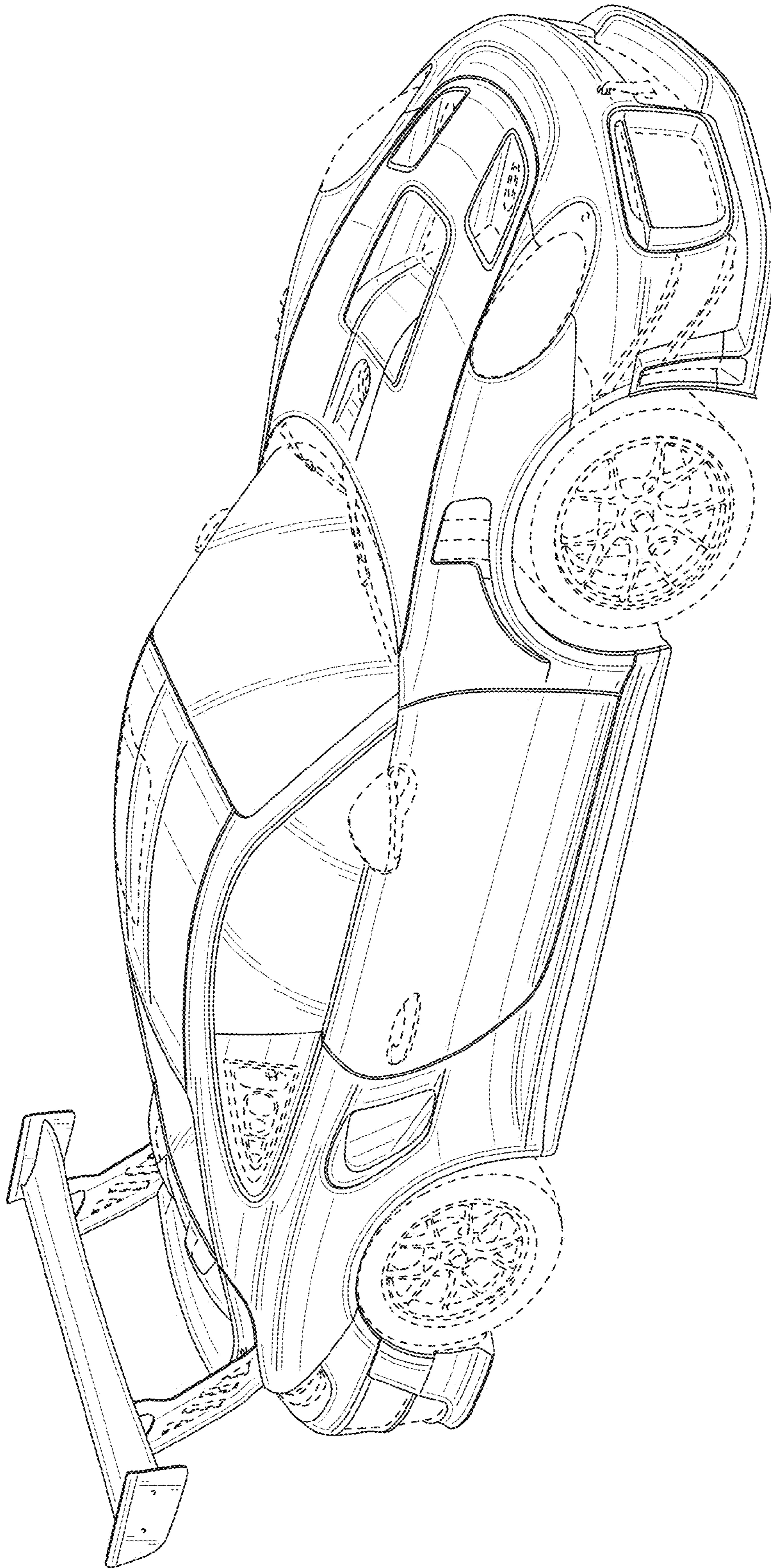


FIG. 2

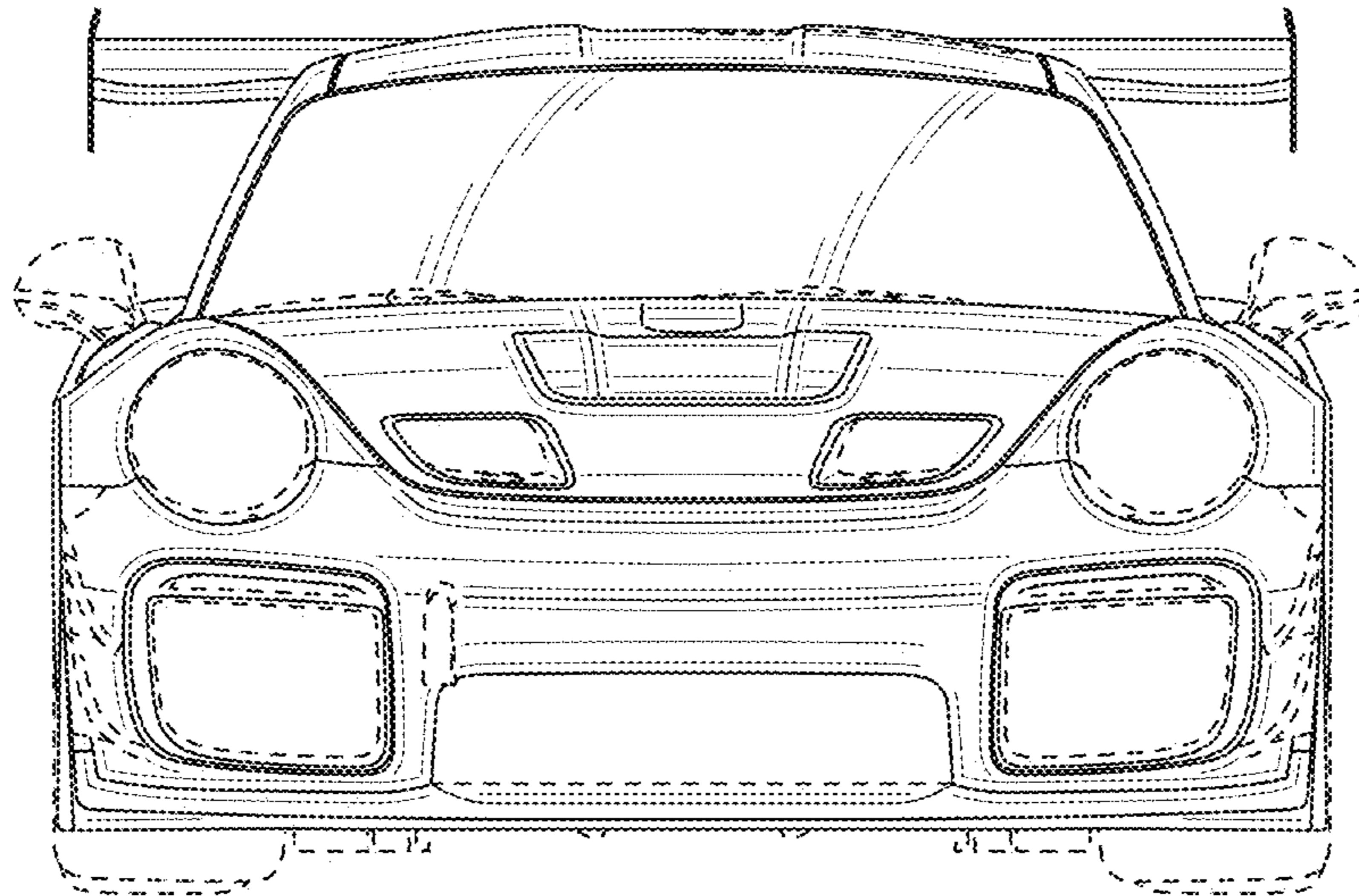


FIG. 3

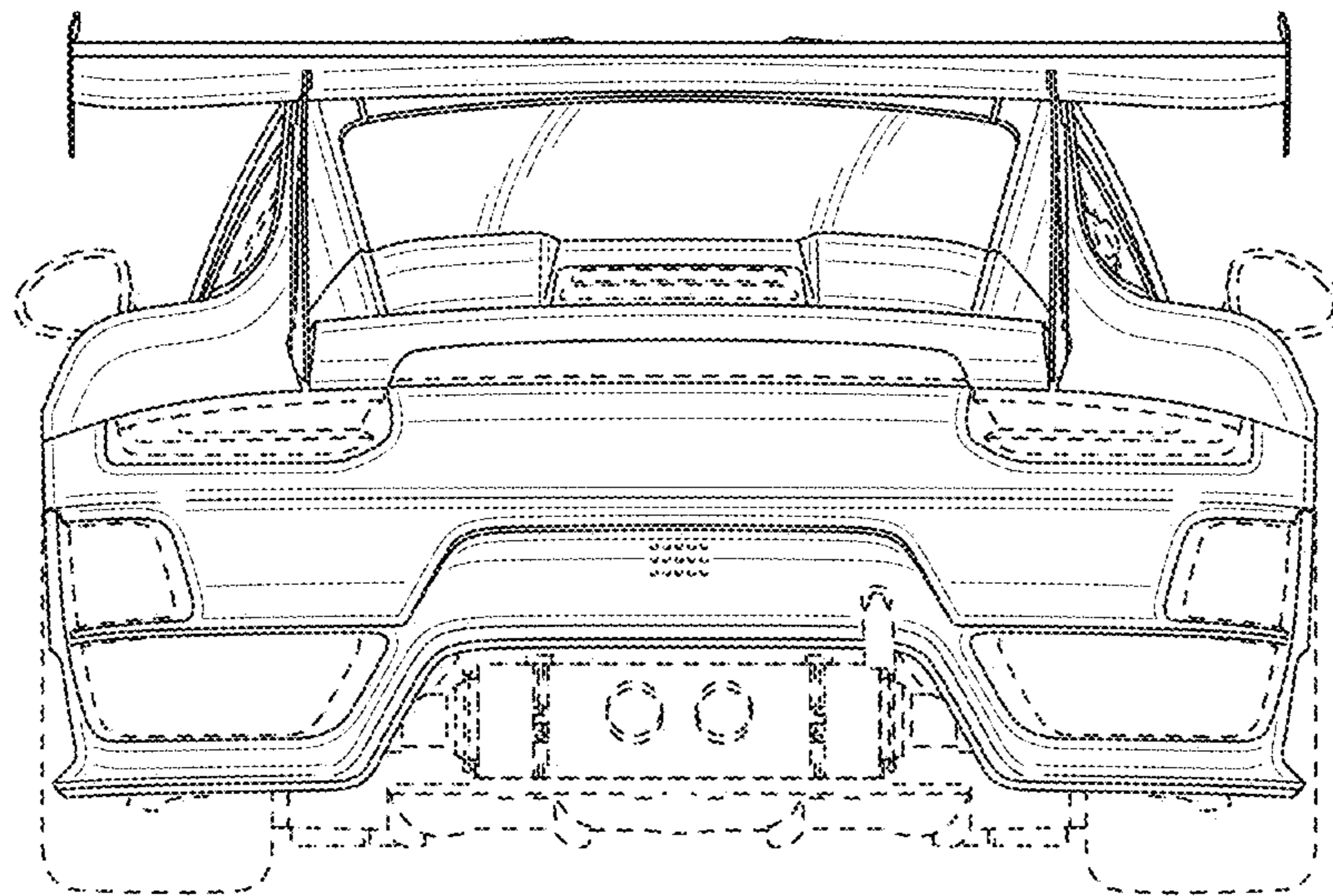


FIG. 4

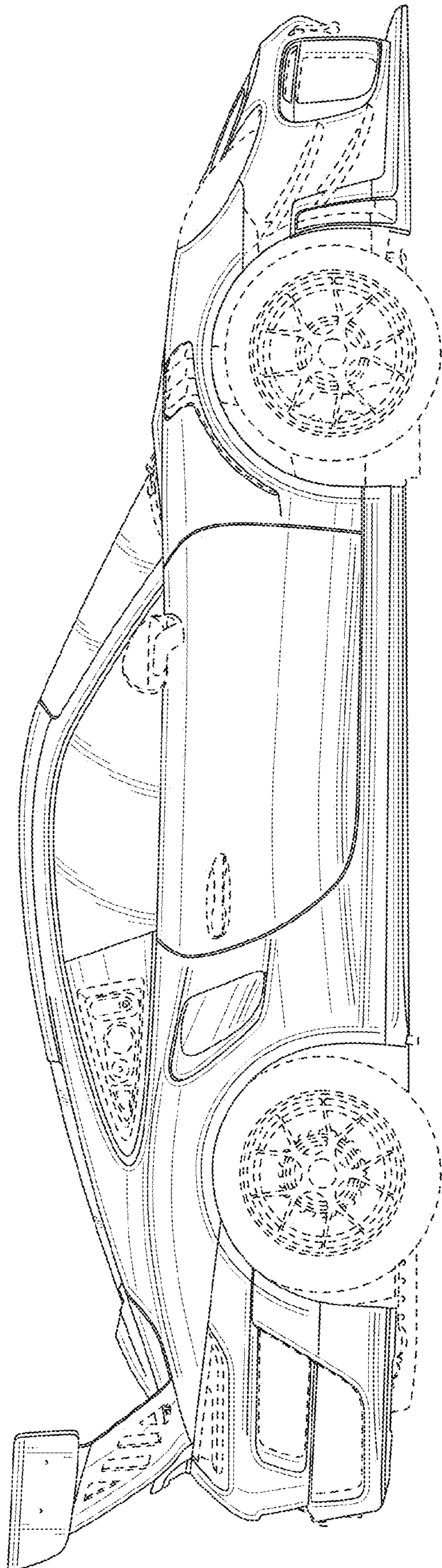


FIG. 5

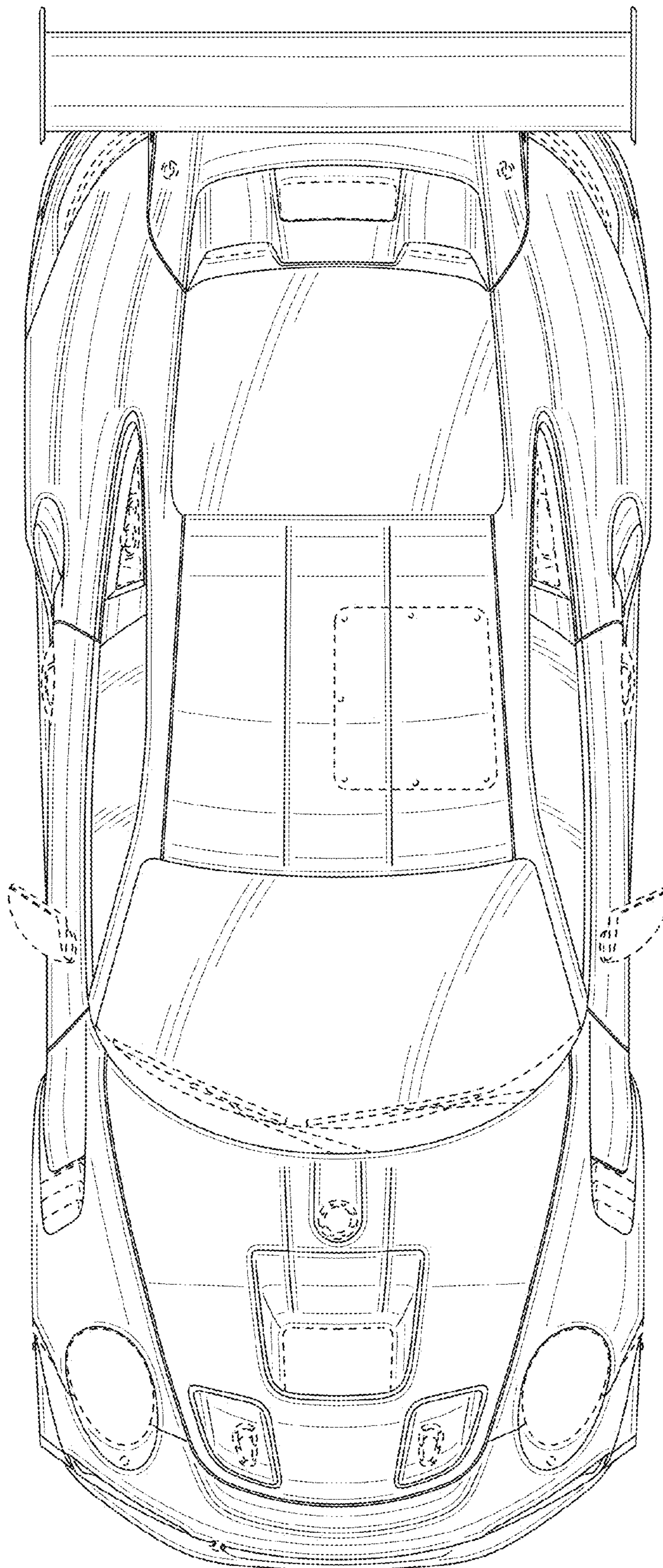


FIG. 6