



US00D897899S

(12) **United States Design Patent** (10) **Patent No.:** **US D897,899 S**  
**Borkert** (45) **Date of Patent:** **\*\* Oct. 6, 2020**

(54) **CAR, TOY CAR REPLICA AND/OR OTHER REPLICA**  
(71) Applicant: **AUTOMOBILI LAMBORGHINI S.P.A.**, Sant'Agata Bolognese (Bologna) (IT)  
(72) Inventor: **Mitja Borkert**, Castelnuovo Rangone (IT)  
(73) Assignee: **AUTOMOBILI LAMBORGHINI S.P.A.**, Sant'Agata Bolognese (IT)

D790,398 S \* 6/2017 Perini ..... D12/88  
D790,399 S \* 6/2017 Perini ..... D12/88  
D790,402 S \* 6/2017 Perini ..... D12/88  
D791,019 S \* 7/2017 Perini ..... D12/88  
D820,165 S \* 6/2018 Borkert ..... D12/92  
D820,166 S \* 6/2018 Borkert ..... D12/92  
D821,267 S \* 6/2018 Borkert ..... D12/92  
D833,912 S \* 11/2018 Manzoni ..... D12/88  
D869,336 S \* 12/2019 Borkert ..... D12/88  
D870,823 S \* 12/2019 Manzoni ..... D21/548  
D873,176 S \* 1/2020 Borkert ..... D12/88  
D891,300 S \* 7/2020 Borkert ..... D12/88  
D891,301 S \* 7/2020 Borkert ..... D12/88  
D891,302 S \* 7/2020 Borkert ..... D12/88

(\*\*) Term: **15 Years**

\* cited by examiner

(21) Appl. No.: **29/701,117**

*Primary Examiner* — Melody N Brown

(22) Filed: **Aug. 8, 2019**

(74) *Attorney, Agent, or Firm* — Shuttleworth & Ingersoll, PLC; Timothy J. Klima

(30) **Foreign Application Priority Data**

(57) **CLAIM**

Mar. 5, 2019 (EM) ..... 006282075-0001

The ornamental design for a car, toy car replica and/or other replica, as shown and described.

(51) **LOC (12) Cl.** ..... **12-08**

(52) **U.S. Cl.**  
USPC ..... **D12/88**

**DESCRIPTION**

(58) **Field of Classification Search**  
USPC ..... D12/86, 90–92, 88; D21/424, 433, 434, D21/533; 296/181.1–181.5, 183.1  
CPC ..... B62D 25/00; B62D 25/06; B62D 33/00; B62D 35/00  
See application file for complete search history.

FIG. 1 is a top, front and left side perspective view of a car, toy car replica and/or other replica showing my new design; FIG. 2 is a top, rear and left side perspective view thereof; FIG. 3 is a top view thereof; FIG. 4 is a right side view thereof; FIG. 5 is a left side view thereof; FIG. 6 is a front view thereof; FIG. 7 is a rear view thereof; and, FIG. 8 is a bottom view thereof.


(56) **References Cited**

U.S. PATENT DOCUMENTS

The portions of the car shown in broken lines are for illustrative and environmental purposes and form no part of the claimed design.

D769,152 S \* 10/2016 Perini ..... D12/88  
D774,416 S \* 12/2016 Perini ..... D12/88  
D781,749 S \* 3/2017 Perini ..... D12/88  
D788,642 S \* 6/2017 Manzoni ..... D12/88

**1 Claim, 8 Drawing Sheets**



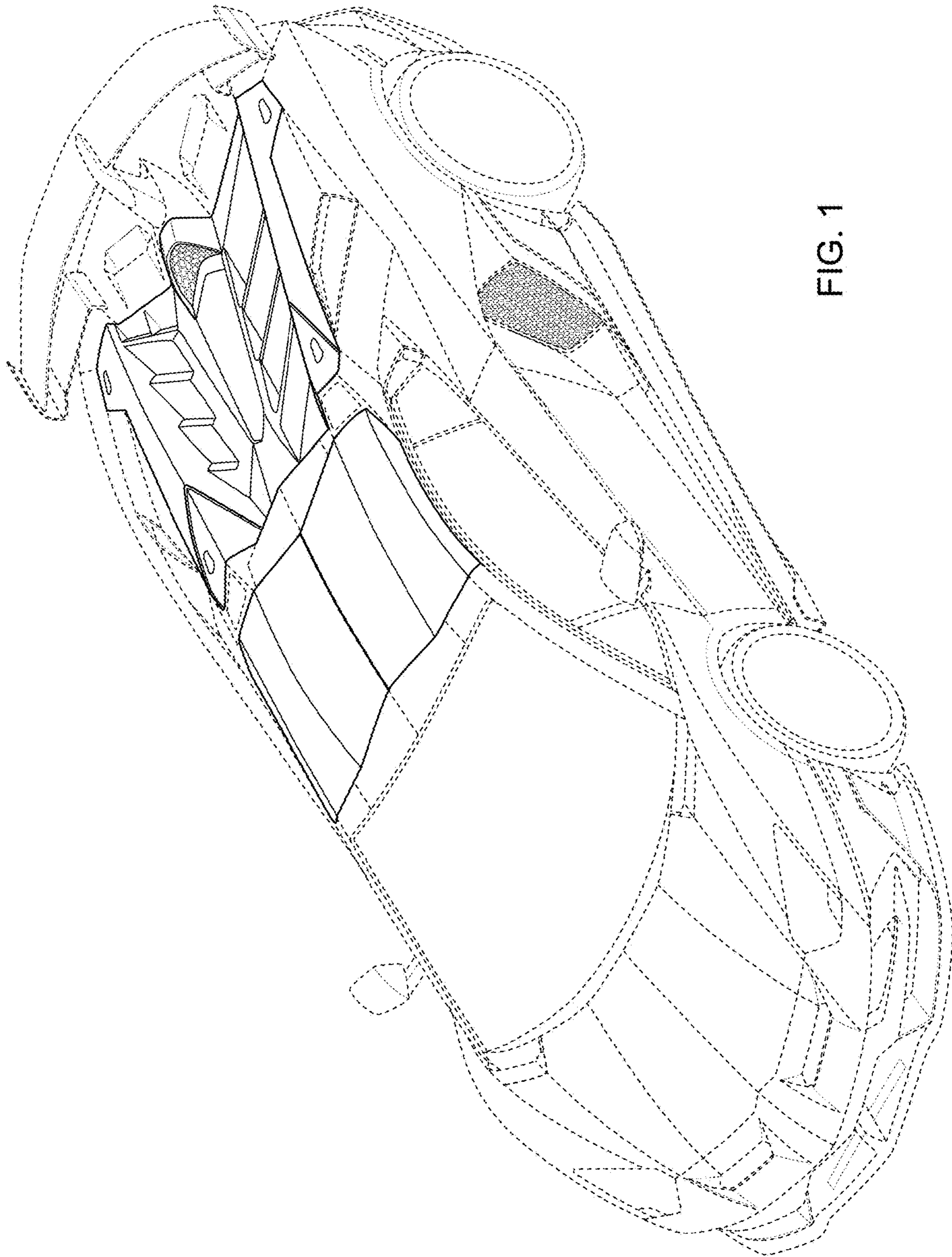


FIG. 1

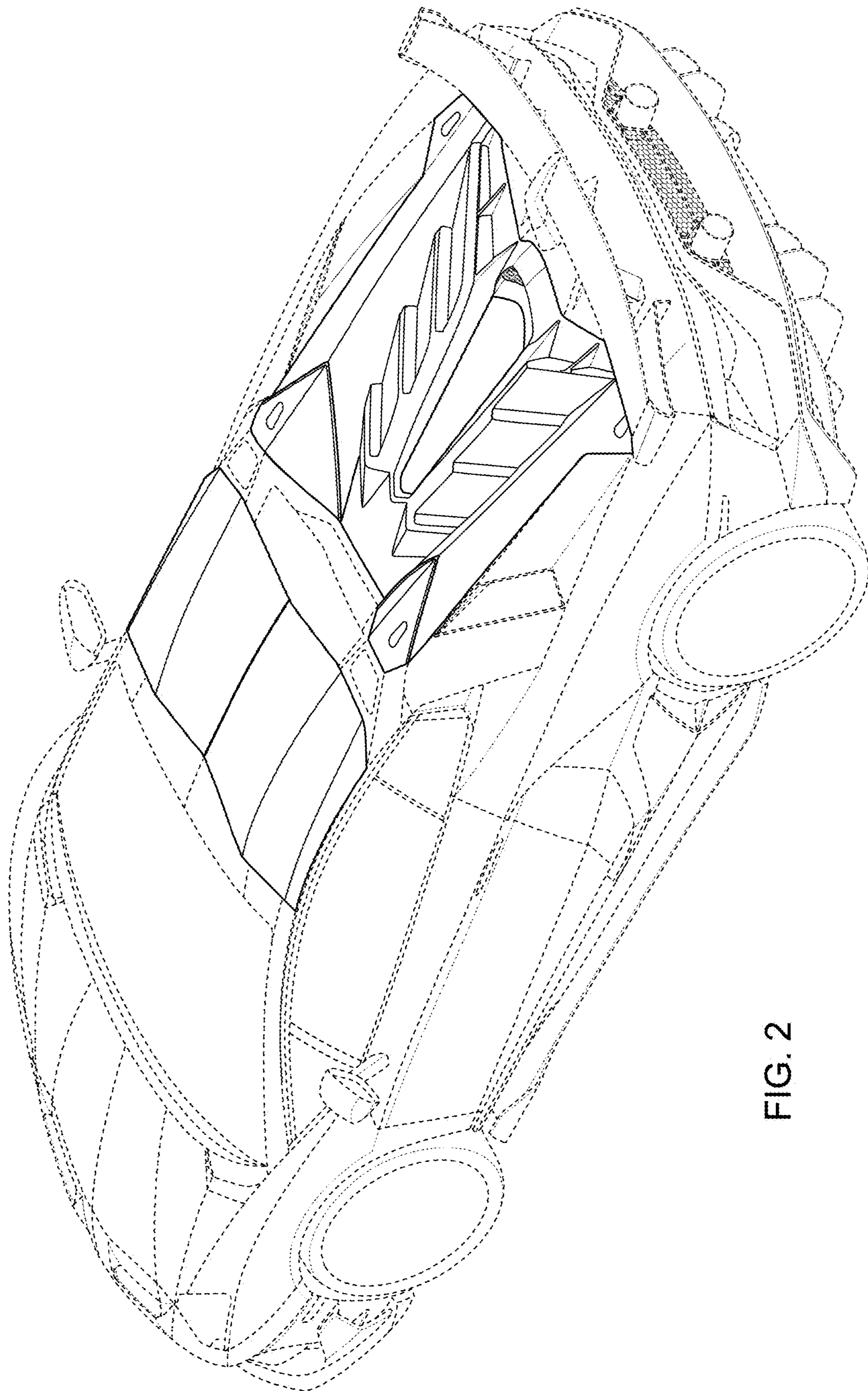


FIG. 2

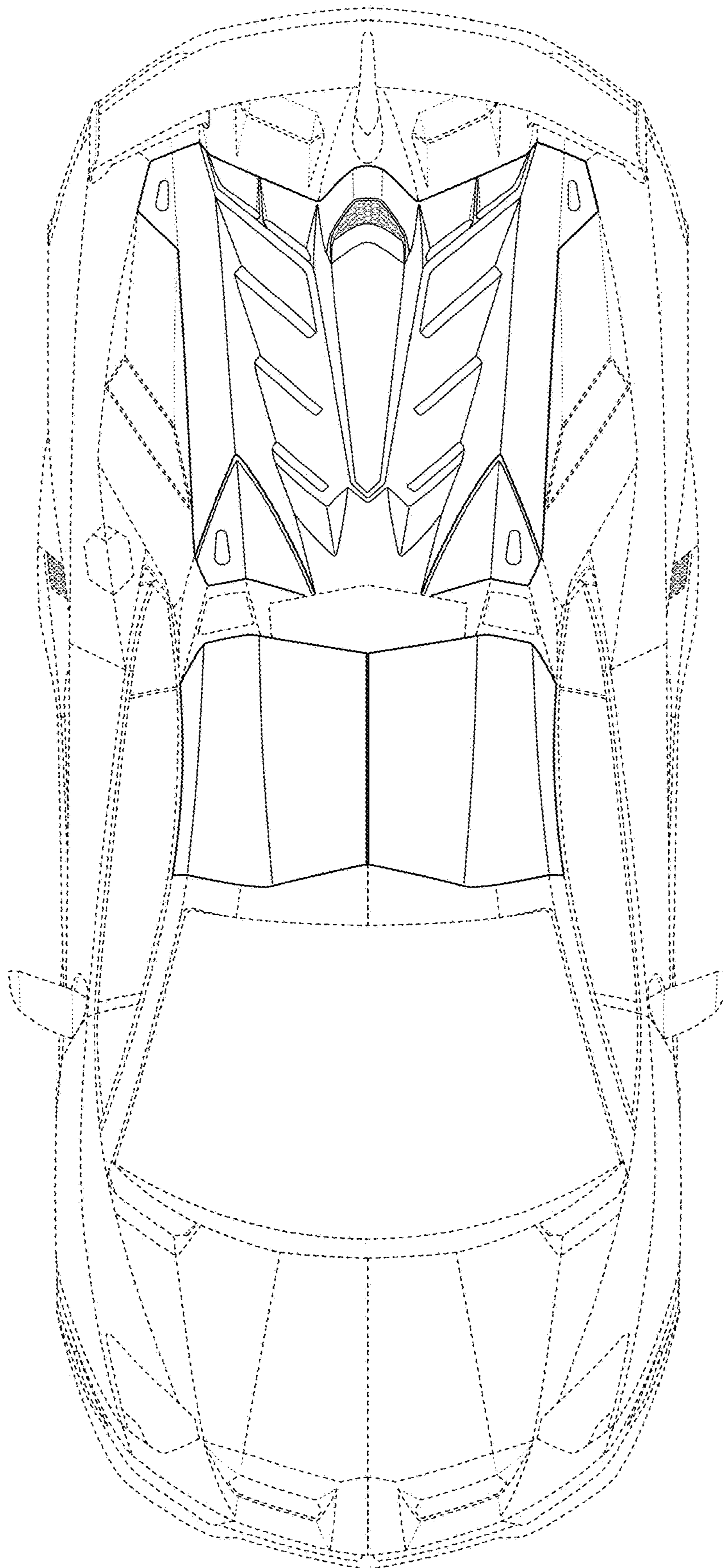


FIG. 3

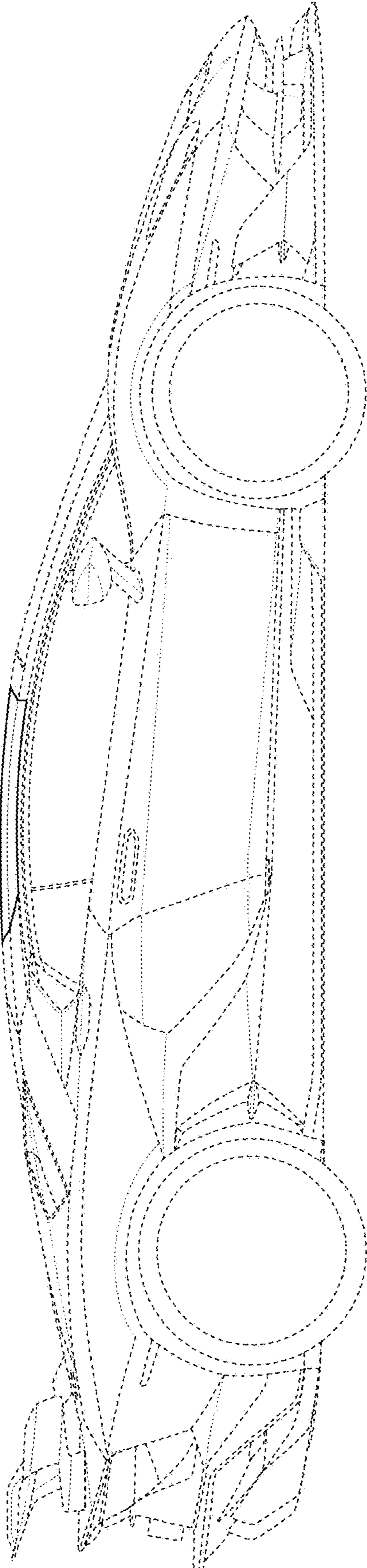


FIG. 4

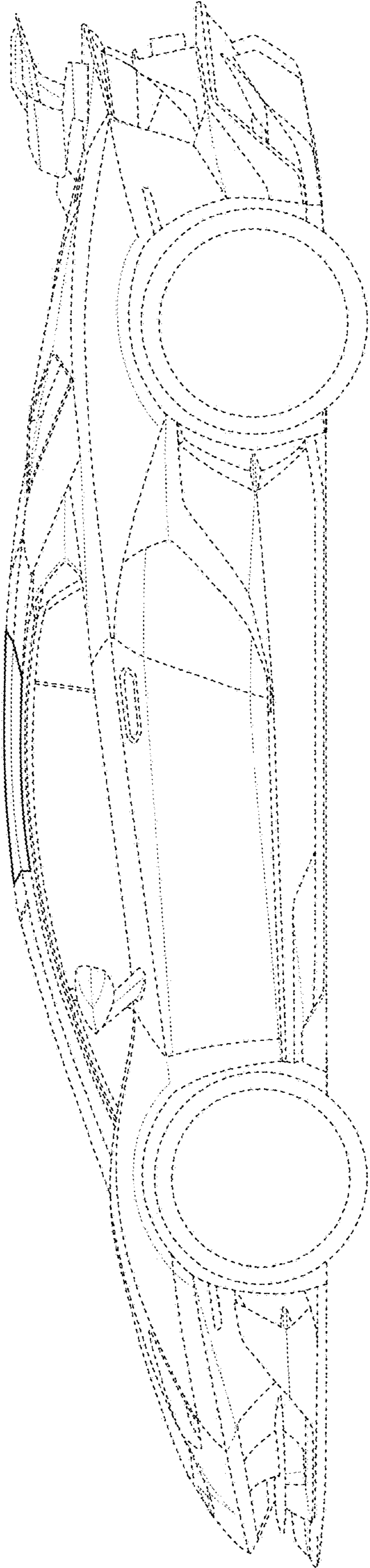


FIG. 5

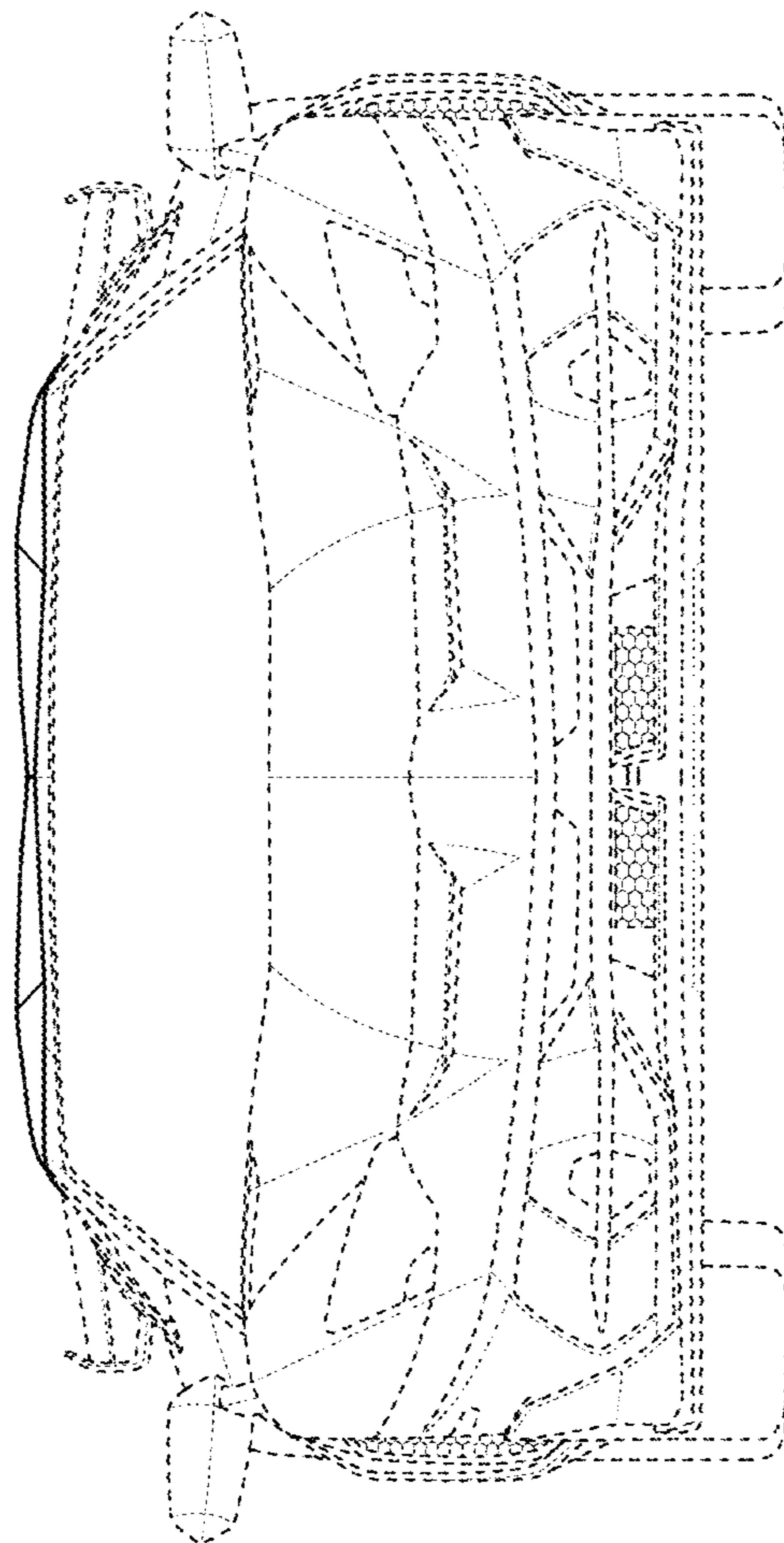


FIG. 6

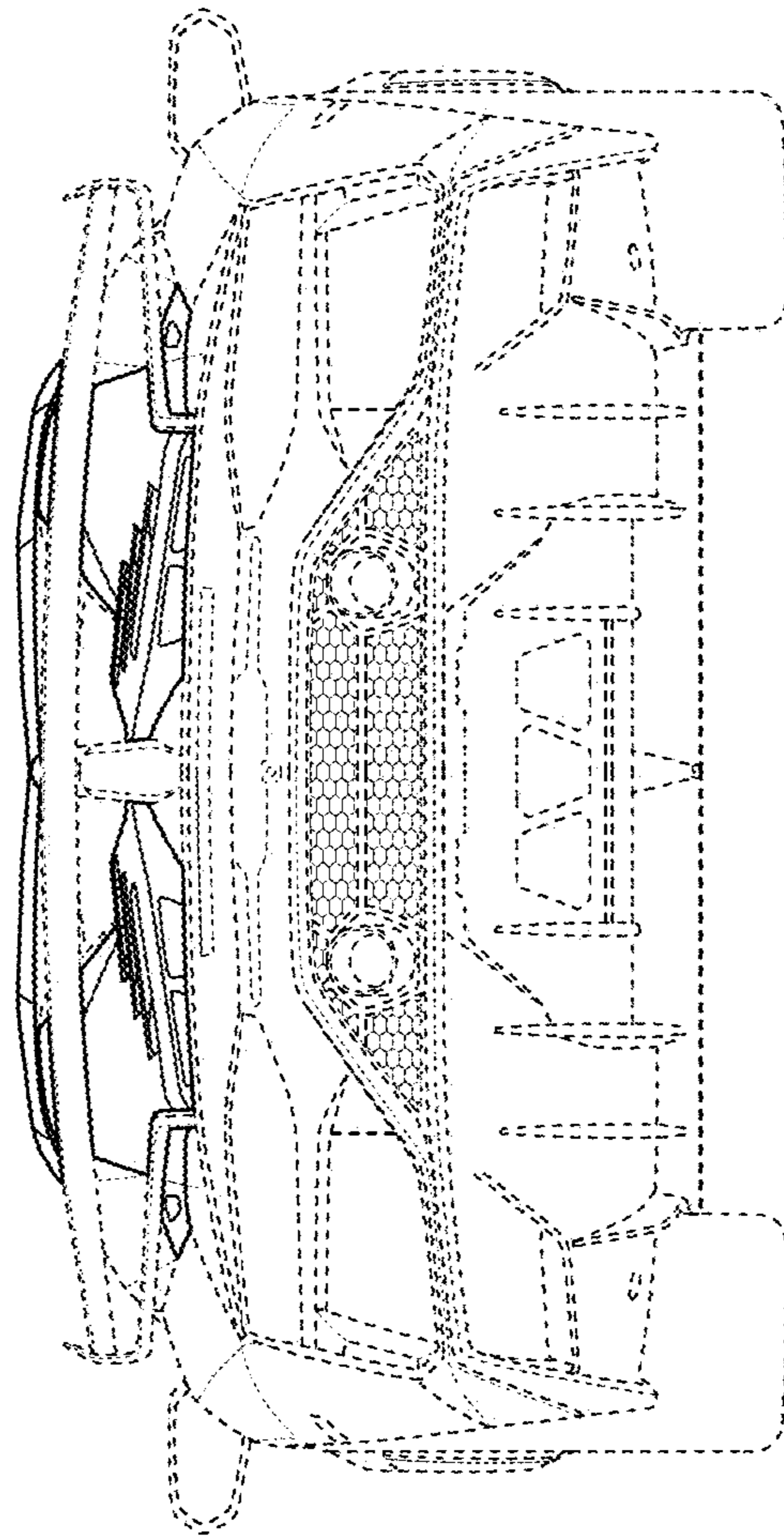


FIG. 7



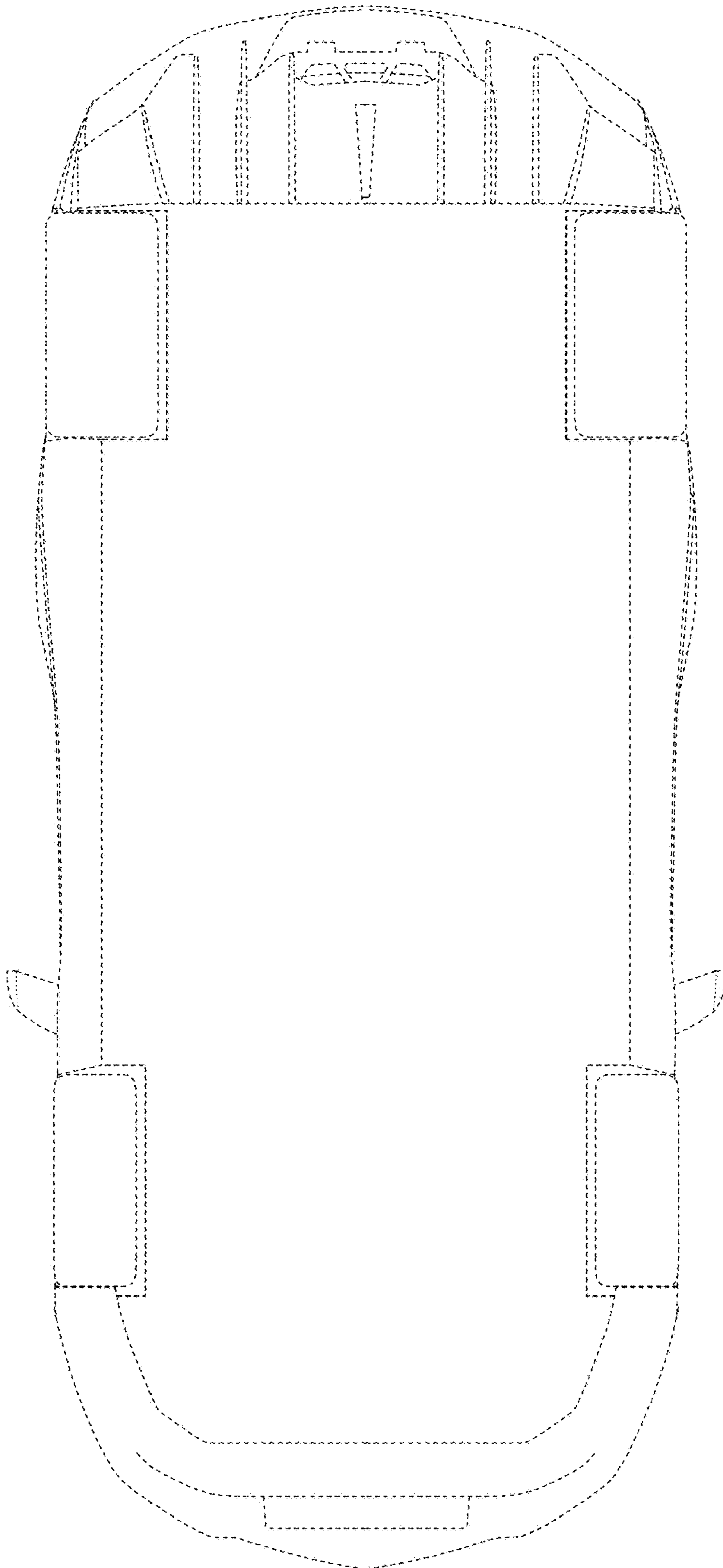


FIG. 8