



US00D897884S

(12) **United States Design Patent** (10) **Patent No.:** **US D897,884 S**
Varova (45) **Date of Patent:** **** Oct. 6, 2020**

(54) **NECKLACE PENDANT** 2006/0037358 A1* 2/2006 Zuffoletto A44C 25/007
63/1.11
(71) Applicant: **Aleksandra Varova**, Medan (FR) 2009/0065016 A1* 3/2009 De Agüero A45D 8/36
132/200
(72) Inventor: **Aleksandra Varova**, Medan (FR) 2010/0257658 A1* 10/2010 Schwietz-Flauto A41D 23/00
2/207

(**) Term: **15 Years**

(21) Appl. No.: **29/655,458**

(22) Filed: **Jul. 3, 2018**

(51) **LOC (12) Cl.** **11-01**

(52) **U.S. Cl.**
USPC **D11/79**

(58) **Field of Classification Search**
USPC D11/6, 7, 8, 40, 43, 44, 48, 49, 56, 57,
D11/58, 61, 77, 79, 80, 81, 82, 95, 96,
D11/97, 99, 100, 103, 116, 121; D3/207,
D3/208, 211; D6/581; D26/154;
D2/607, 299
CPC A44C 25/001; A44C 25/00; A44C 3/00;
A44C 1/00; A44C 25/007

See application file for complete search history.

(56) **References Cited**

U.S. PATENT DOCUMENTS

125,059 A * 3/1872 Lees A47H 11/04
16/442
D29,783 S * 12/1898 Whitehead D11/100
D78,162 S * 4/1929 Klein D2/999
4,406,296 A * 9/1983 Wexler A41G 5/0093
132/148
D306,835 S * 3/1990 Johnson D11/79
6,027,213 A * 2/2000 Ignatowski A44C 15/003
351/157
6,422,036 B1 * 7/2002 Giannis A44C 5/185
63/3
D552,504 S * 10/2007 Imai D11/79
D653,003 S * 1/2012 Monroe D30/155
2005/0109361 A1 * 5/2005 Klug A45D 8/34
132/275

OTHER PUBLICATIONS

Etsy 4 Paintbrush charms, no date available, [online], [site visited Aug. 4, 2020]. Retrieved from url:https://www.etsy.com/listing/706180051/4-paintbrush-charms-antique-silver-tone (Year: 2020).*

* cited by examiner

Primary Examiner — Michelle E. Wilson
Assistant Examiner — Tracey J Bell
(74) *Attorney, Agent, or Firm* — The Rapacke Law Group, P.A.

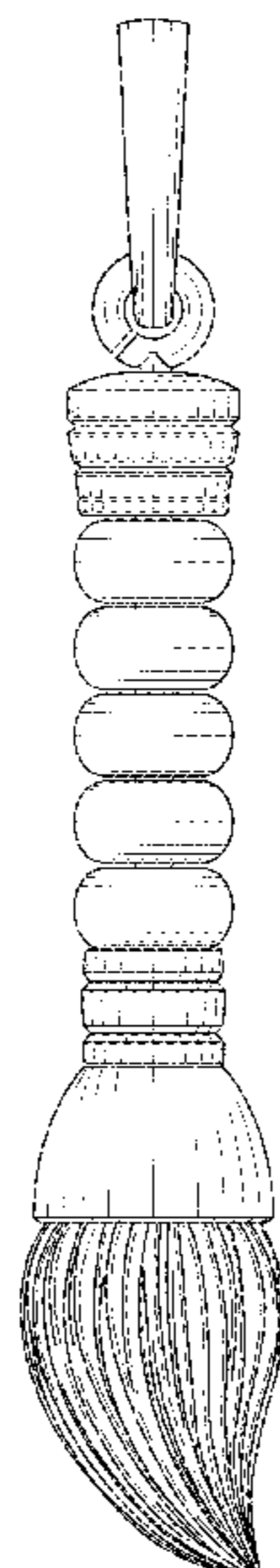
(57) **CLAIM**

The ornamental design for a necklace pendant, as shown and described.

DESCRIPTION

FIG. 1 is an isolated perspective view of the necklace pendant showing the new design;
FIG. 2 is a front elevational view of the necklace pendant thereof;
FIG. 3 is a rear elevational view of the necklace pendant thereof;
FIG. 4 is a left side elevational view of the necklace pendant thereof;
FIG. 5 is a right side elevational view of the necklace pendant thereof;
FIG. 6 is a top plan view of the necklace pendant thereof;
FIG. 7 is a bottom plan view of the necklace pendant thereof;
and,
FIG. 8 is an environmental perspective view of the necklace pendant thereof.
The broken lines in the drawings illustrate environmental subject matter and form no part of the claimed design.

1 Claim, 5 Drawing Sheets



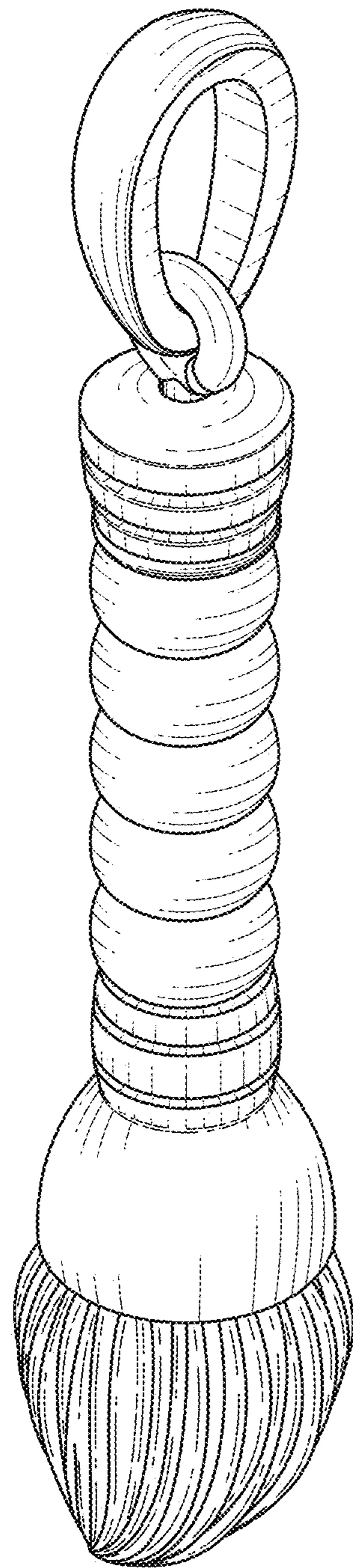


FIG. 1

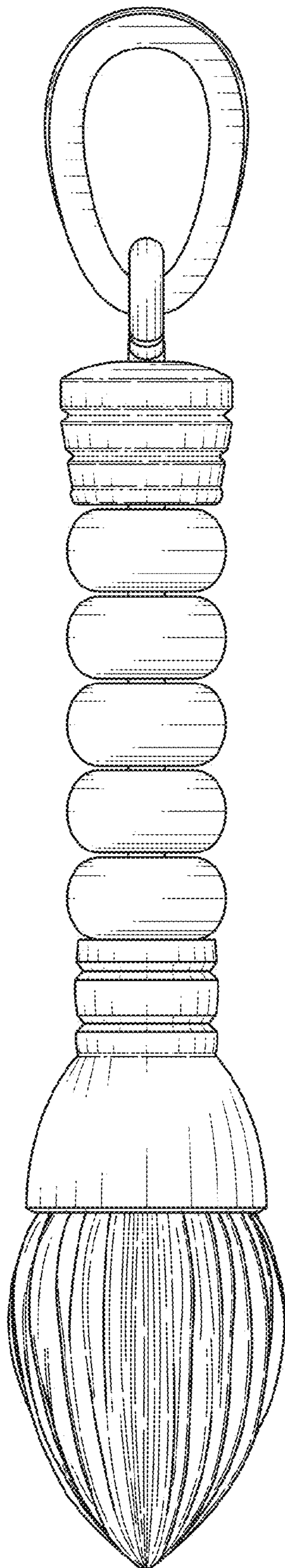


FIG. 2

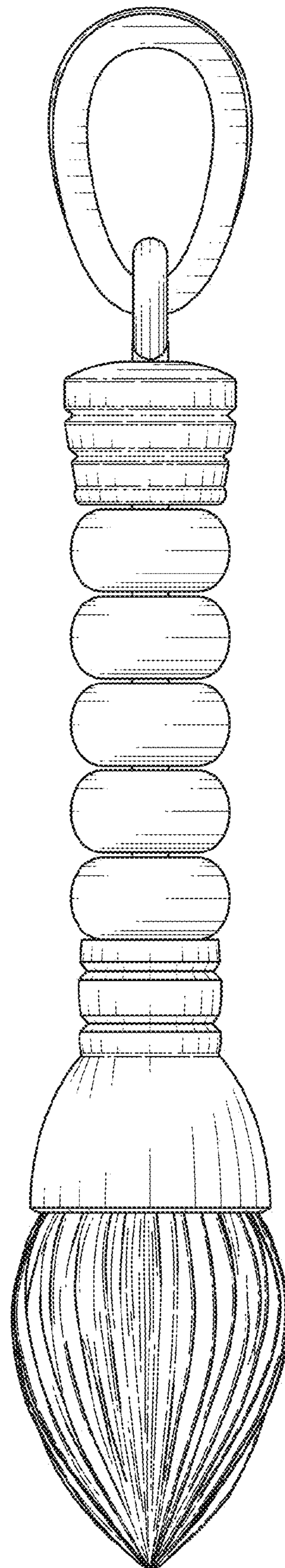


FIG. 3

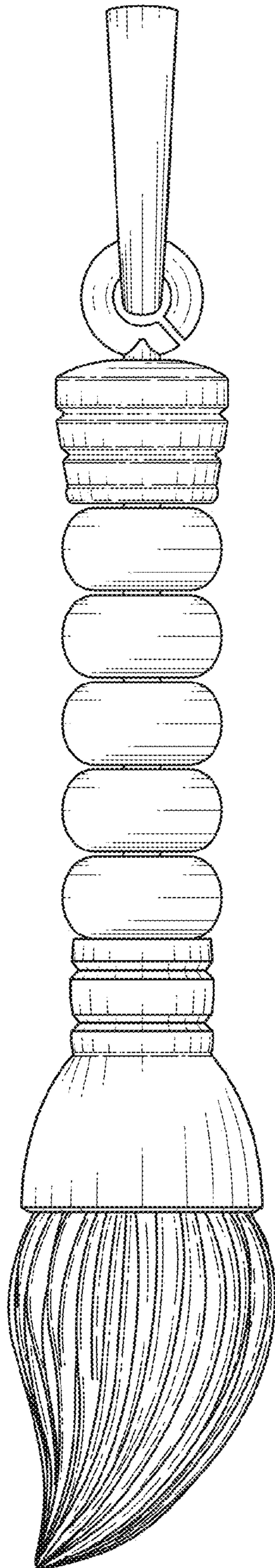


FIG. 4

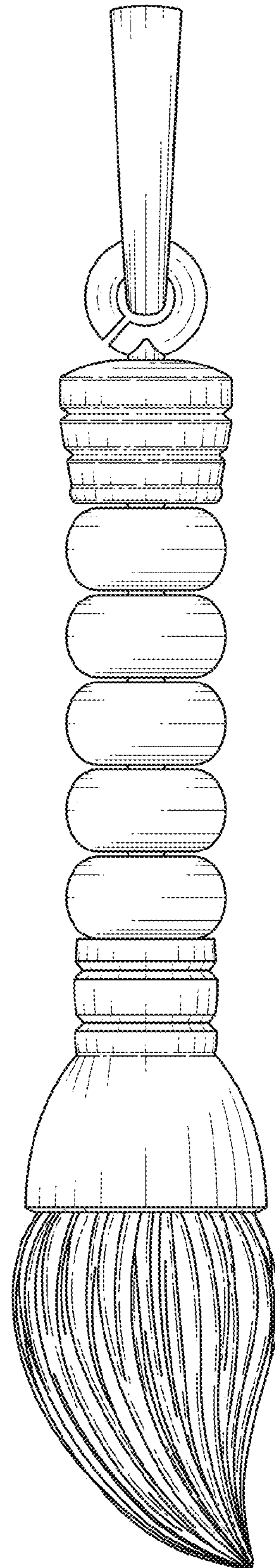


FIG. 5

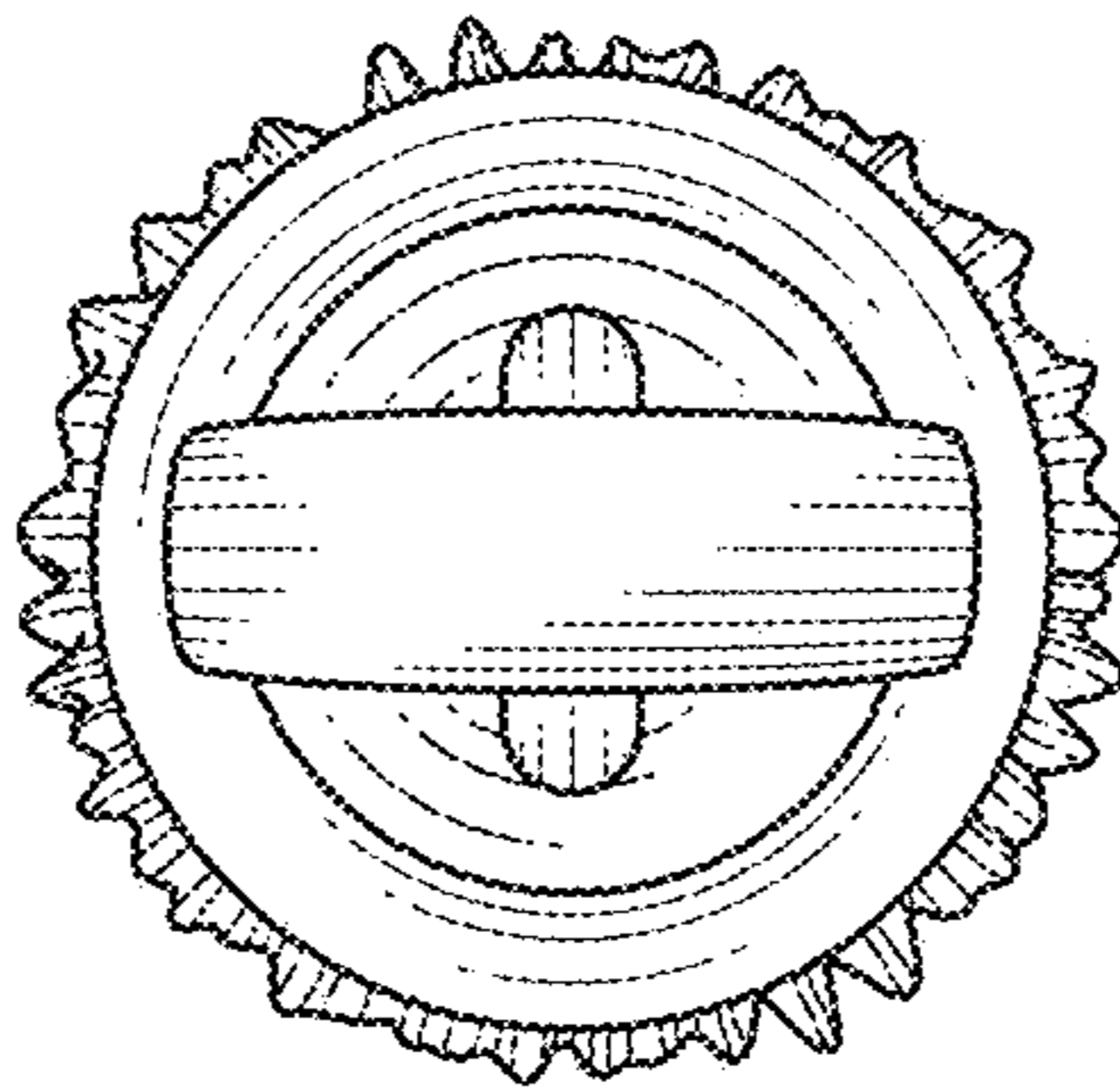


FIG. 6

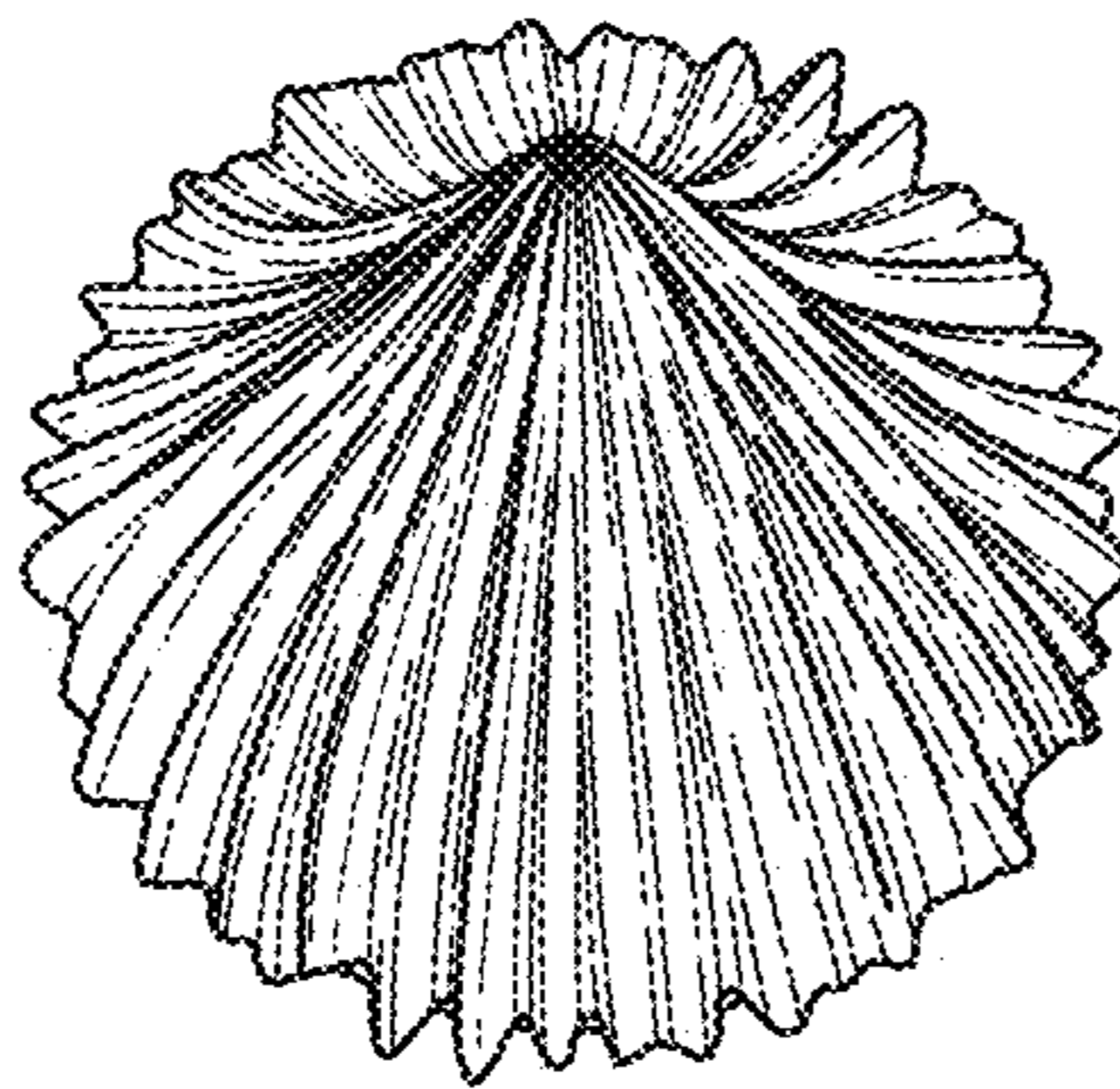


FIG. 7




FIG. 8