

US00D897874S

(12) **United States Design Patent** (10) **Patent No.:** **US D897,874 S**
Carney et al. (45) **Date of Patent:** **** Oct. 6, 2020**

(54) **MASS SPECTROMETER**

(71) Applicant: **Micromass UK Limited**, Wilmslow (GB)

(72) Inventors: **Peter Carney**, Dukinfield (GB);
Matthew J. Henderson, Stockport (GB); **Haydn Murray**, Stockport (GB);
Arthur Blake, Manchester (GB);
Andrew Pawson, Manchester (GB)

(73) Assignees: **Micromass UK Limited**, Wilmslow (GB); **257 Ltd.**, Manchester (GB)

(**) Term: **15 Years**

(21) Appl. No.: **29/671,897**

(22) Filed: **Nov. 30, 2018**

(30) **Foreign Application Priority Data**

May 31, 2018 (GB) 6036377

(51) **LOC (12) Cl.** **10-04**

(52) **U.S. Cl.**
USPC **D10/81**

(58) **Field of Classification Search**
USPC D10/81

CPC G01J 3/427; G01J 3/433; G01J 3/4338;
G01J 3/44; G01J 3/4406; G01J 3/4412;
G01J 3/443; G01J 3/447; G01J 3/45;
G01J 3/453; G01J 3/4531; G01J 3/4532;
G01J 3/4535; G01J 3/4537; G01J 3/457;
G01J 3/46; G01J 3/461; G01J 3/462;
G01J 3/463; G01J 3/465; G01J 3/50;
G01J 3/501; G01J 3/502; G01J 3/504;
G01J 3/505; G01J 3/506; G01J 3/508;
G01J 3/51; G01J 3/513; G01J 3/52; G01J
3/522; G01J 3/524; G01J 3/526; G01J
3/528; G01J 2003/0281; G01J 2003/042;
G01J 2003/045; G01J 2003/047; G01J
2003/061; G01J 2003/062; G01J
2003/064; G01J 2003/065; G01J
2003/066; G01J 2003/067; G01J

2003/068; G01J 2003/069; G01J
2003/1204; G01J 2003/1208; G01J
2003/1213; G01J 2003/1217; G01J
2003/1221; G01J 2003/1226; G01J
2003/123; G01J 2003/1234; G01J
2003/1239; G01J 2003/1243; G01J
2003/1247; G01J 2003/1252; G01J
2003/126; G01J 2003/1265; G01J
2003/1269; G01J 2003/1273; G01J
2003/1278; G01J 2003/1282; G01J
2003/1286; G01J 2003/1291; G01J
2003/1295; G01J 2003/145; G01J
2003/1814; G01J

(Continued)

(56) **References Cited**

U.S. PATENT DOCUMENTS

D365,967 S * 1/1996 Smouse D7/409
D599,688 S * 9/2009 Ito D10/81

(Continued)

Primary Examiner — Antoine Duval Davis

(74) *Attorney, Agent, or Firm* — McCarter & English, LLP

(57) **CLAIM**

The ornamental design for a mass spectrometer, as shown and described.

DESCRIPTION

FIG. 1 is a front perspective view from a top and left side of an implementation of a new ornamental design of a mass spectrometer.

FIG. 2 is a front view of the mass spectrometer.

FIG. 3 is a back view of the mass spectrometer.

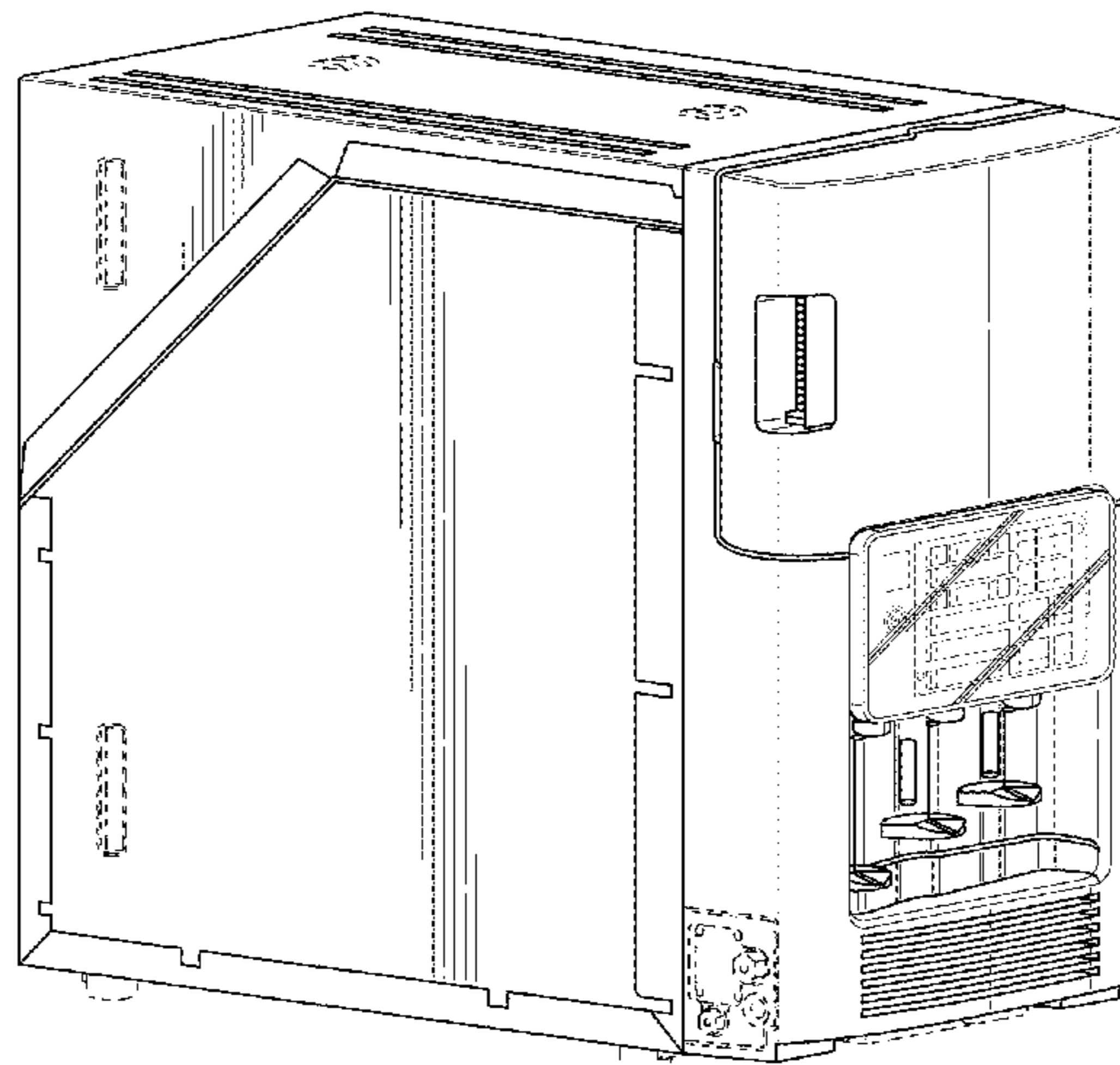
FIG. 4 is a left side view of the mass spectrometer.

FIG. 5 is a right side view of the mass spectrometer.

FIG. 6 is a top view of the mass spectrometer; and,

FIG. 7 is a bottom view of the mass spectrometer.

(Continued)



The broken lines shown are for illustrative purposes and form no part of the claimed design.

1 Claim, 7 Drawing Sheets

(58) Field of Classification Search

CPC 2003/1819; G01J 2003/1823; G01J
 2003/1828; G01J 2003/1842; G01J
 2003/1847; G01J 2003/1852; G01J
 2003/1857; G01J 2003/1861; G01J
 2003/1866; G01J 2003/1871; G01J
 2003/1876; G01J 2003/188; G01J
 2003/1885; G01J 2003/262; G01J
 2003/26; G01J 2003/267; G01J
 2003/2806; G01J 2003/2809; G01J
 2003/2813; G01J 2003/2816; G01J
 2003/282; G01J 2003/2826; G01J
 2003/283; G01J 2003/2833; G01J
 2003/2836; G01J 2003/284; G01J
 2003/2843; G01J 2003/285; G01J
 2003/2853; G01J 2003/2856; G01J
 2003/2859; G01J 2003/2863; G01J
 2003/2866; G01J 2003/2869; G01J

2003/2873; G01J 2003/2876; G01J
 2003/2879; G01J 2003/2883; G01J
 2003/2886; G01J 2003/2893; G01J
 2003/2896; G01J 2003/323; G01J
 2003/326; G01J 2003/421; G01J
 2003/423; G01J 2003/425; G01J
 2003/4275; G01J 2003/4332; G01J
 2003/4334; G01J 2003/4336; G01J
 2003/4418; G01J 2003/4424; G01J
 2003/4435; G01J 2003/451; G01J
 2003/452; G01J 2003/4534; G01J
 2003/4538; G01J 2003/466; G01J
 2003/467; G01J 2003/468; G01J
 2003/503; G01J 2003/507; G01J
 2003/516

See application file for complete search history.

(56)

References Cited

U.S. PATENT DOCUMENTS

D711,264 S * 8/2014 Antoneczak D10/81
 D711,265 S * 8/2014 Antoneczak D10/81

* cited by examiner

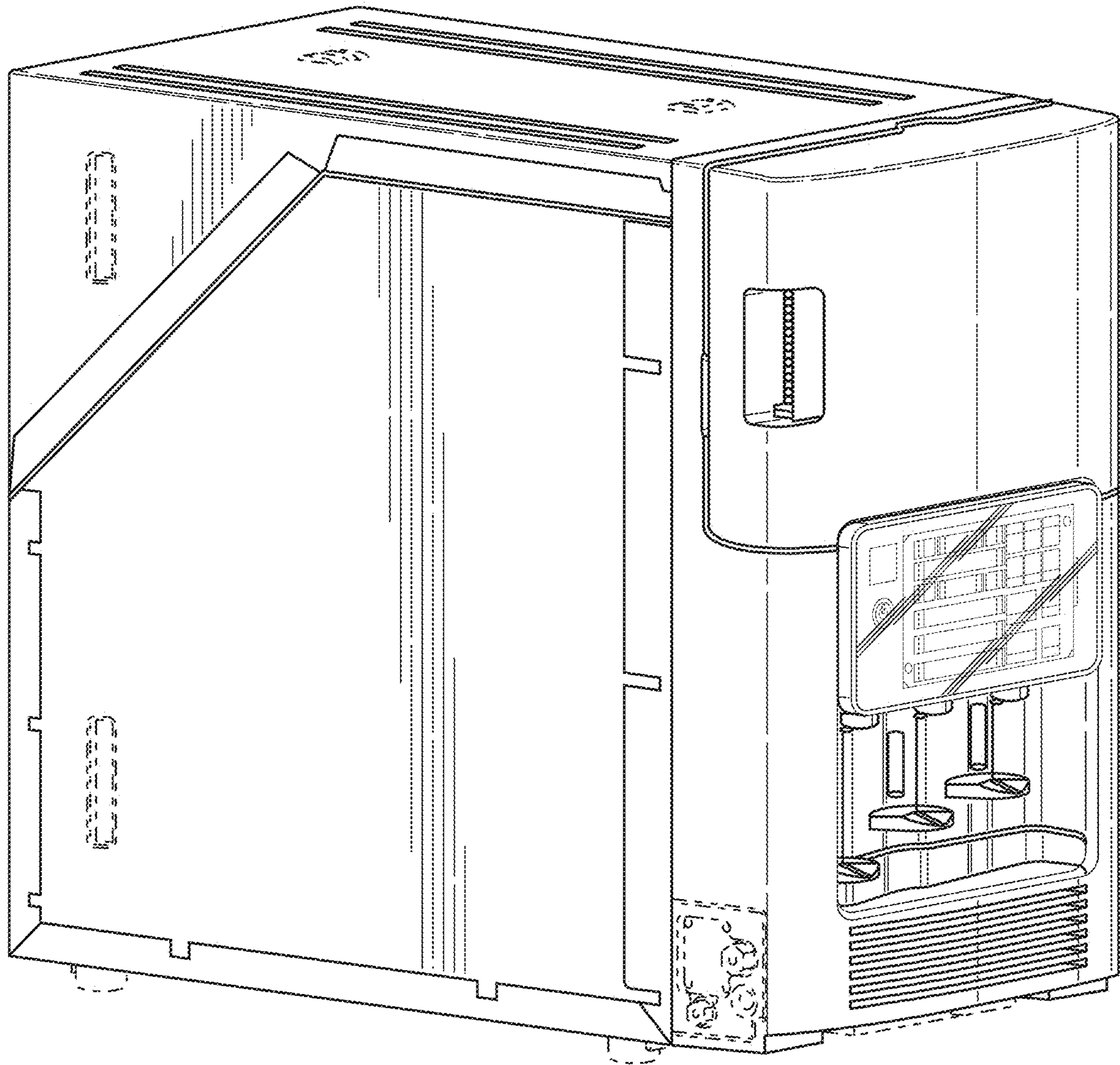


FIG. 1

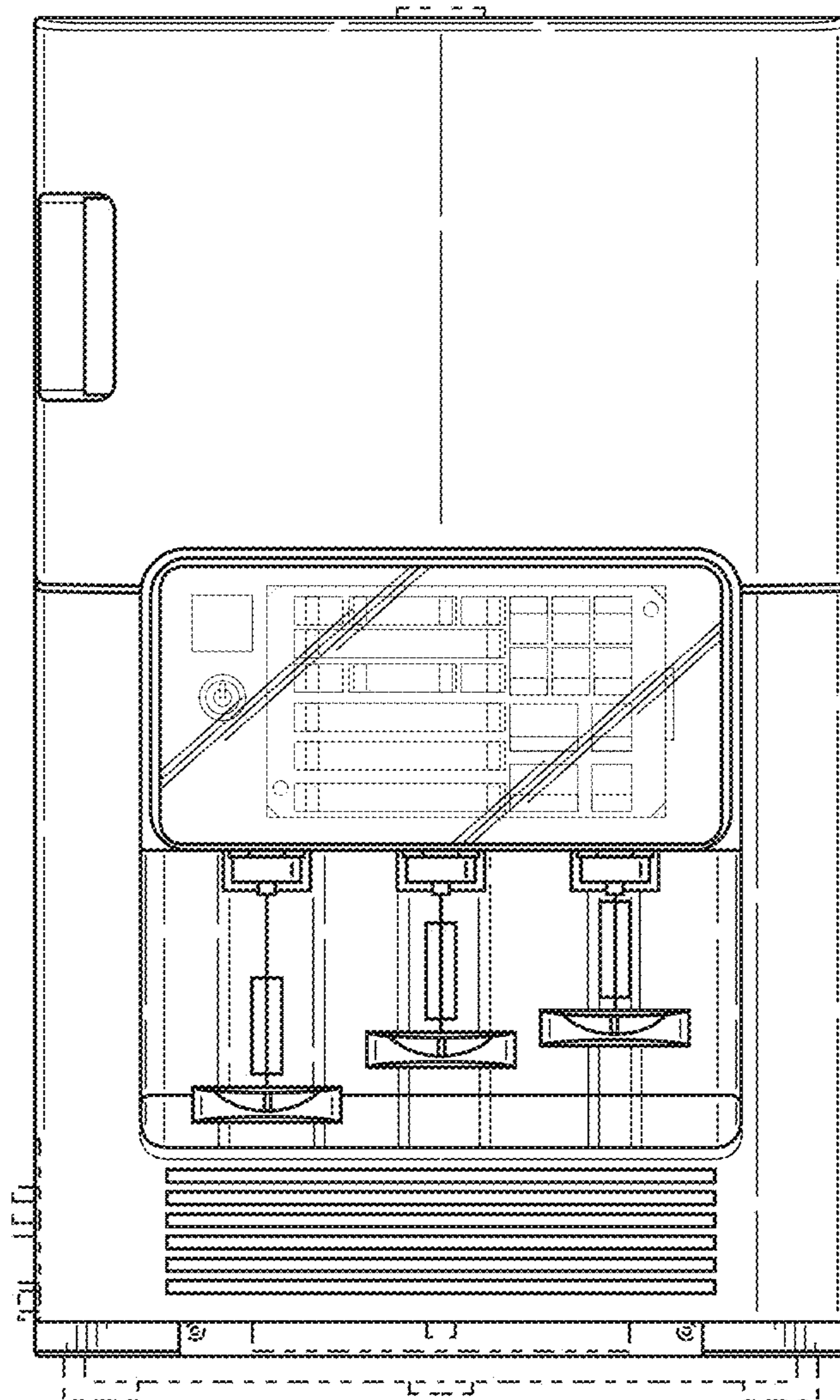


FIG. 2

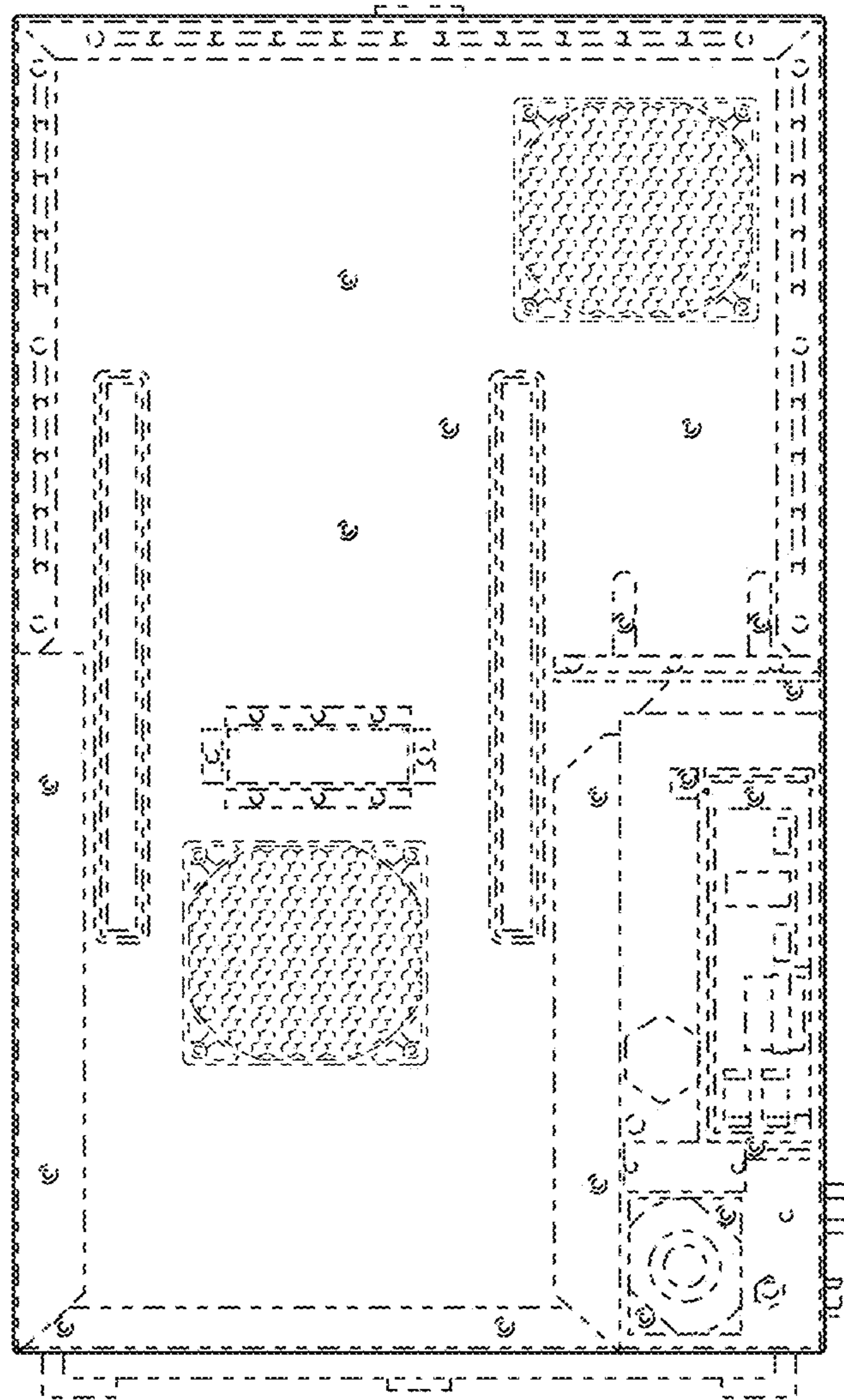


FIG. 3

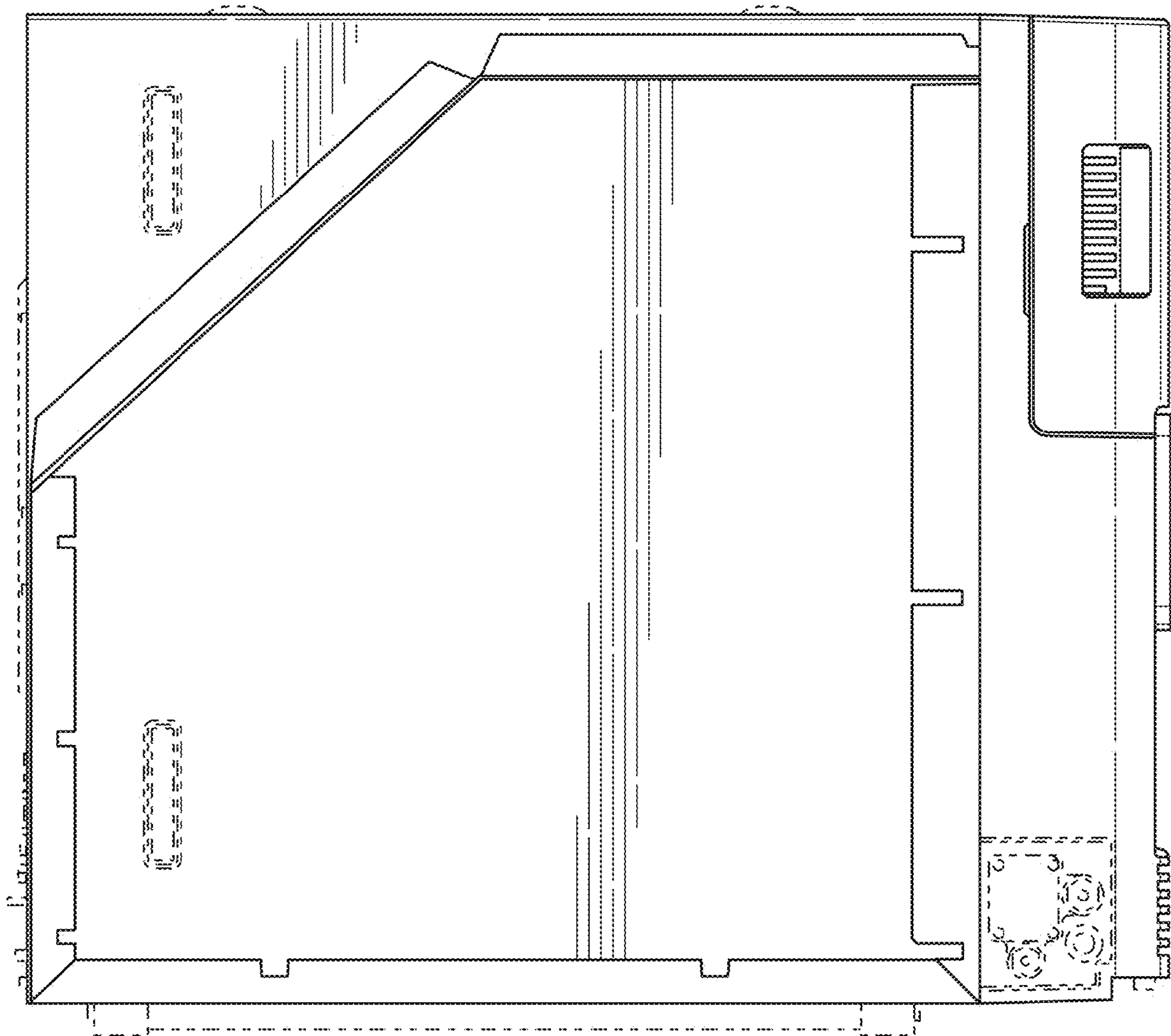


FIG. 4

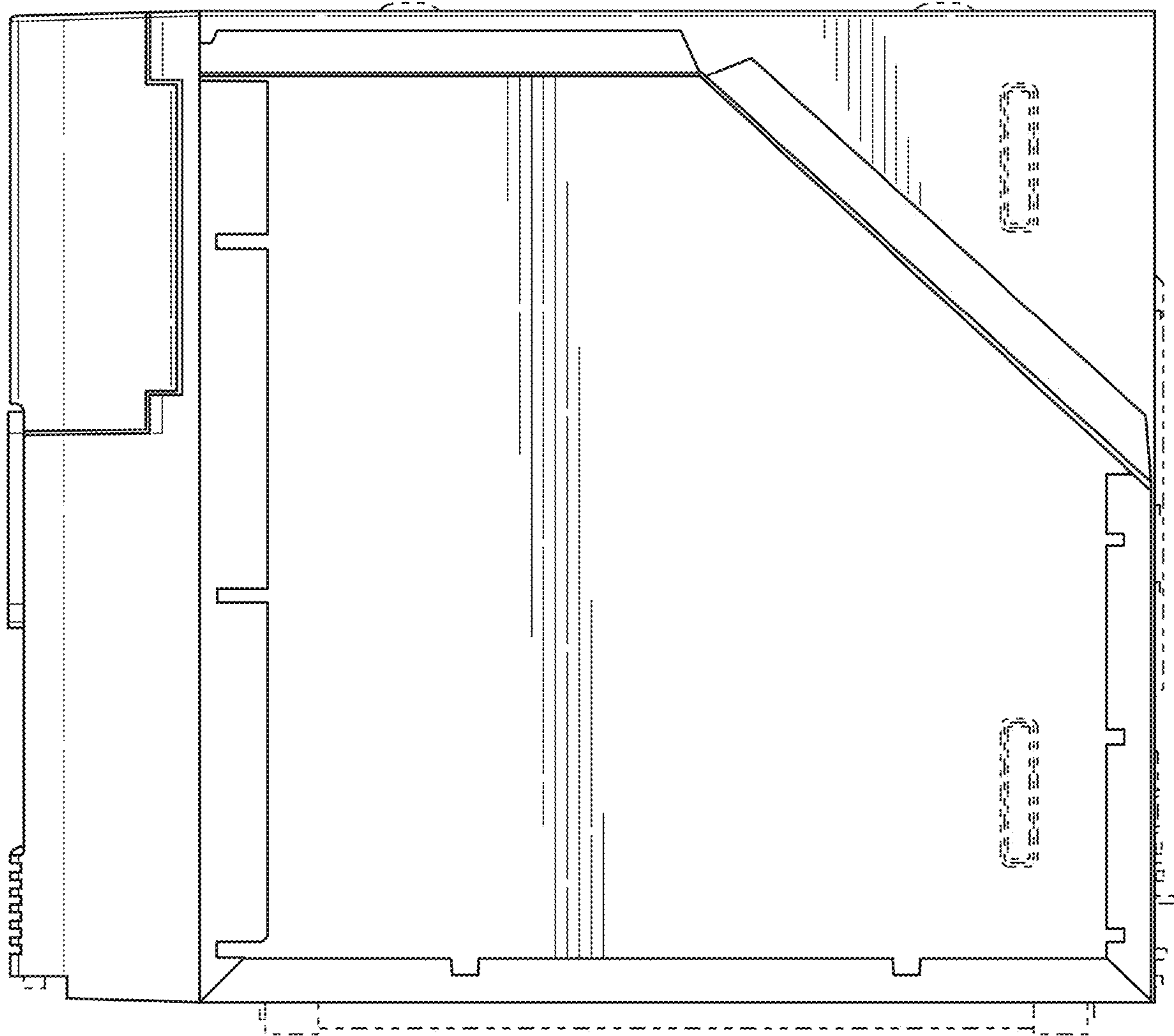


FIG. 5

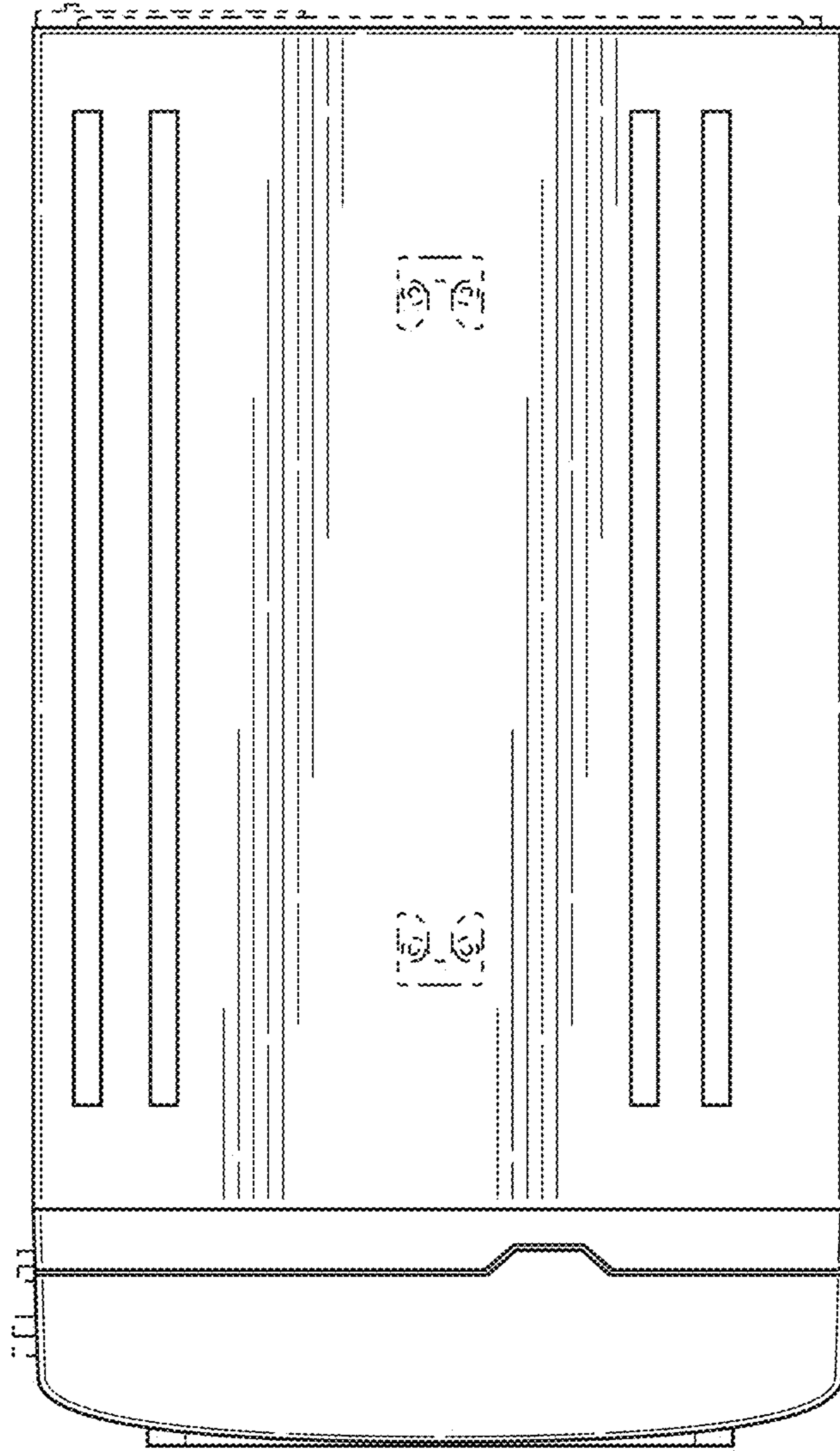


FIG. 6

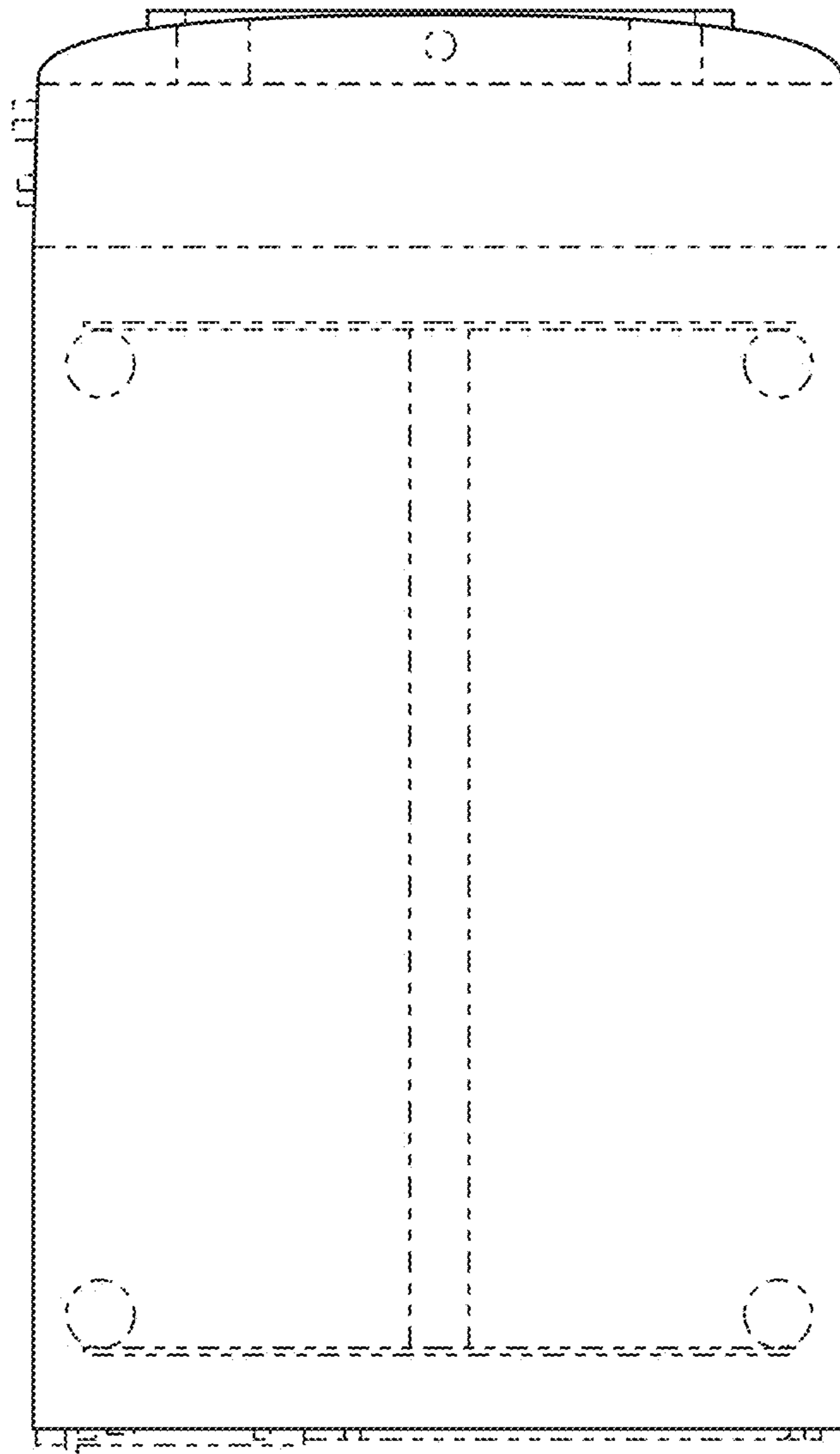


FIG. 7