

US00D897804S

(12) **United States Design Patent** (10) **Patent No.:** **US D897,804 S**  
**Genzow** (45) **Date of Patent:** **\*\* Oct. 6, 2020**

- (54) **AXE HEAD**
- (71) Applicant: **Spyderco, Inc.**, Golden, CO (US)
- (72) Inventor: **Martin Genzow**, Schlaitz (DE)
- (73) Assignee: **Spyderco, Inc.**, Golden, CO (US)
- (\*\*) Term: **15 Years**
- (21) Appl. No.: **29/691,029**
- (22) Filed: **May 13, 2019**

D402,874 S *	12/1998	Hall	.....	D8/76
D510,691 S *	10/2005	Storm	.....	D8/76
D519,813 S *	5/2006	Hung	.....	D8/76
D521,344 S *	5/2006	Hung	.....	D8/76
D521,345 S *	5/2006	Hung	.....	D8/76
D521,841 S *	5/2006	Hung	.....	D8/76
D549,065 S *	8/2007	Chen	.....	D8/76
D549,540 S *	8/2007	Chen	.....	D8/76
D594,727 S *	6/2009	Fortier	.....	D8/76
D607,295 S *	1/2010	Knight	.....	D8/76
D608,615 S *	1/2010	Knight	.....	D8/76
D622,122 S *	8/2010	Branby	.....	D8/76
D644,498 S *	9/2011	Chen	.....	D8/78
D718,407 S *	11/2014	Lloyd	.....	D22/117
9,726,452 B1 *	8/2017	Pequeno-Gimenez	.....	F41B 5/066

**Related U.S. Application Data**

- (62) Division of application No. 29/619,630, filed on Sep. 29, 2017, now abandoned.
- (51) **LOC (12) Cl.** ..... **08-04**
- (52) **U.S. Cl.**  
USPC ..... **D8/78; D8/76**
- (58) **Field of Classification Search**  
USPC ... D8/11, 75, 76, 77, 78, 79, 80, 81, 88, 89;  
D22/118  
CPC ..... B26B 23/00; B25D 1/00; B25D 1/045;  
B25D 1/06; B25G 1/01; B25G 1/08;  
B25G 1/10; B25G 3/28; B25G 3/34;  
B25F 1/006; A01B 1/10; A01B 1/227  
See application file for complete search history.

\* cited by examiner

*Primary Examiner* — Philip S Hyder  
(74) *Attorney, Agent, or Firm* — Sheridan Ross P.C.

(57) **CLAIM**

The ornamental design for an axe head, as shown and described.

**DESCRIPTION**


FIG. 1 is a perspective view of an axe head;  
FIG. 2 is a right elevation view of the axe head of FIG. 1;  
FIG. 3 is a left elevation view of the axe head of FIG. 1;  
FIG. 4 is a rear elevation view of the axe head of FIG. 1;  
FIG. 5 is a front elevation view of the axe head of FIG. 1;  
FIG. 6 is a top plan view of the axe head of FIG. 1; and,  
FIG. 7 is a bottom plan view of the axe head of FIG. 1.  
The broken lines in the figures are for the purposes of illustrating portions of the axe head or environmental structure and form no part of the claimed design.

(56) **References Cited**

**U.S. PATENT DOCUMENTS**

D263,112 S *	2/1982	Ressel	.....	D22/117
5,067,190 A *	11/1991	Gagnon	.....	B25F 1/02 30/308.3
D362,795 S *	10/1995	Ronnholm	.....	D8/76
5,709,031 A *	1/1998	Van Beek	.....	B26B 23/00 30/308.1

**1 Claim, 5 Drawing Sheets**



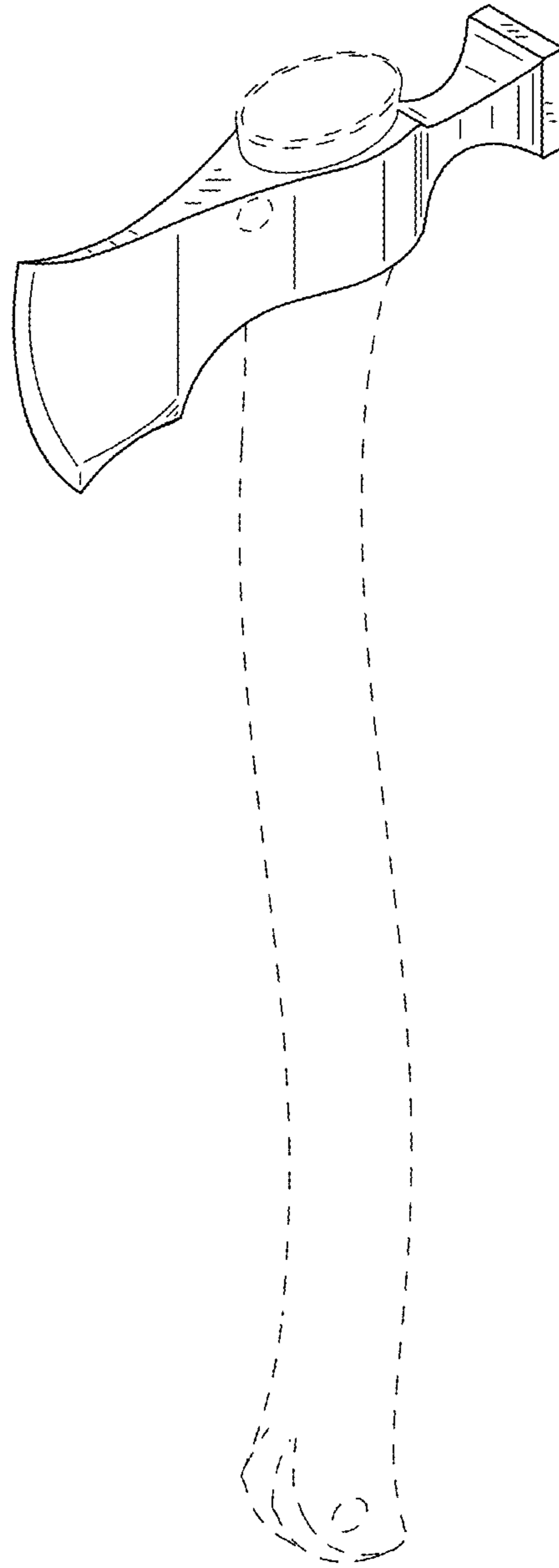


FIG.1




FIG.2

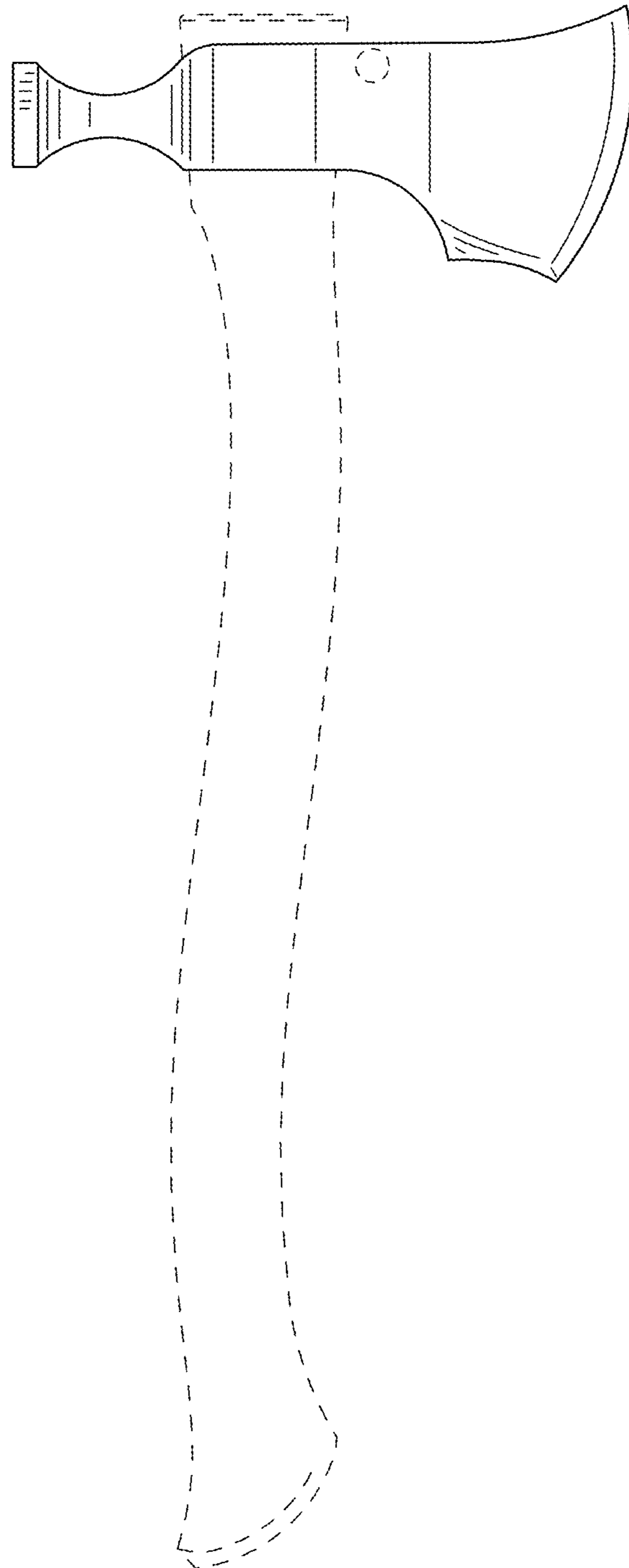


FIG.3




FIG.4



FIG.5

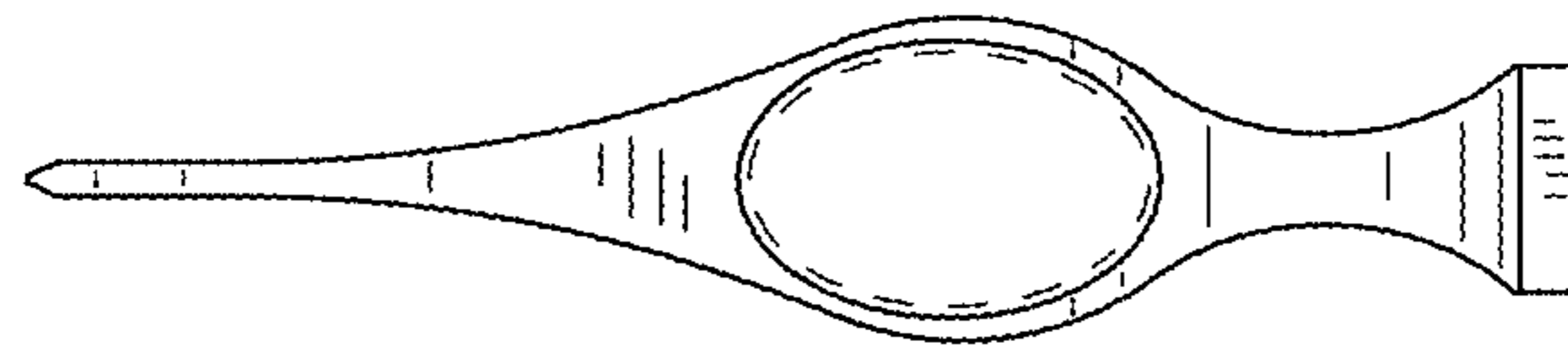


FIG.6

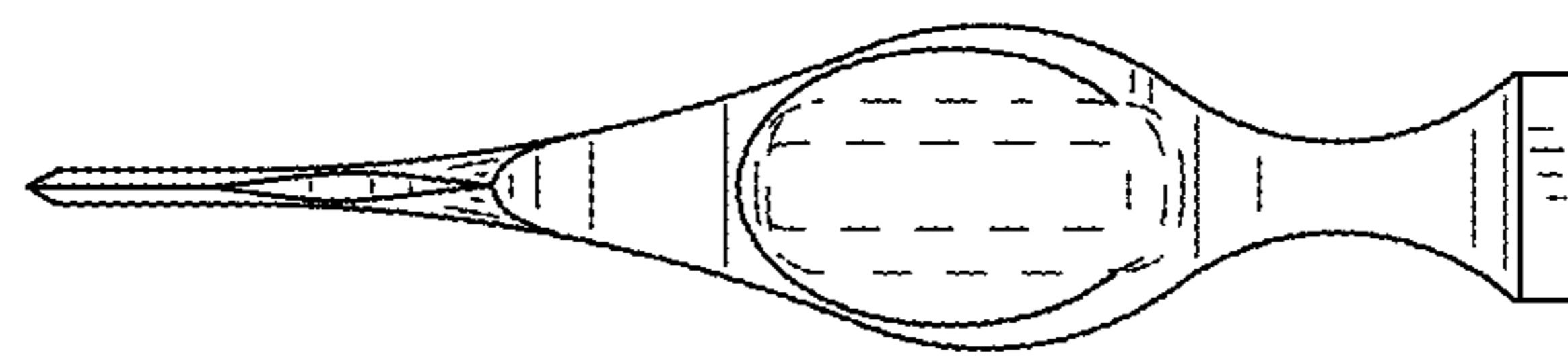


FIG.7