

US00D897802S

(12) **United States Design Patent** (10) **Patent No.:** **US D897,802 S**
Byars (45) **Date of Patent:** **** Oct. 6, 2020**

(54) **TOOL HOLDER**
(71) Applicant: **Jeptha Byars**, Tulsa, OK (US)
(72) Inventor: **Jeptha Byars**, Tulsa, OK (US)
(**) Term: **15 Years**
(21) Appl. No.: **29/700,027**
(22) Filed: **Jul. 30, 2019**

8,403,155 B1 * 3/2013 Kao B25H 3/04
206/376
D782,265 S * 3/2017 Szucs D8/71
D883,059 S * 5/2020 Hyma D8/71
D883,060 S * 5/2020 Hyma D8/71
2005/0051446 A1 * 3/2005 Chen B25H 3/04
206/376
2010/0163502 A1 * 7/2010 Chang B25H 3/04
211/70.6
2020/0053840 A1 * 2/2020 Byars B25B 13/56
* cited by examiner

Related U.S. Application Data

(63) Continuation-in-part of application No. 16/102,658,
filed on Aug. 13, 2018.
(51) **LOC (12) Cl.** **08-05**
(52) **U.S. Cl.**
USPC **D8/71**
(58) **Field of Classification Search**
USPC D8/71; 206/349, 372, 373, 376, 378,
206/565; D3/315, 905, 276, 228
CPC B25H 3/04; B25H 1/10; A47F 1/00
See application file for complete search history.

Primary Examiner — Janice Hallmark
Assistant Examiner — Harold E Blackwell, II
(74) *Attorney, Agent, or Firm* — Lyman Moulton, Esq.;
Moulton Patents, PLLC

(57) **CLAIM**

The ornamental design for a tool holder, as shown and described.

DESCRIPTION

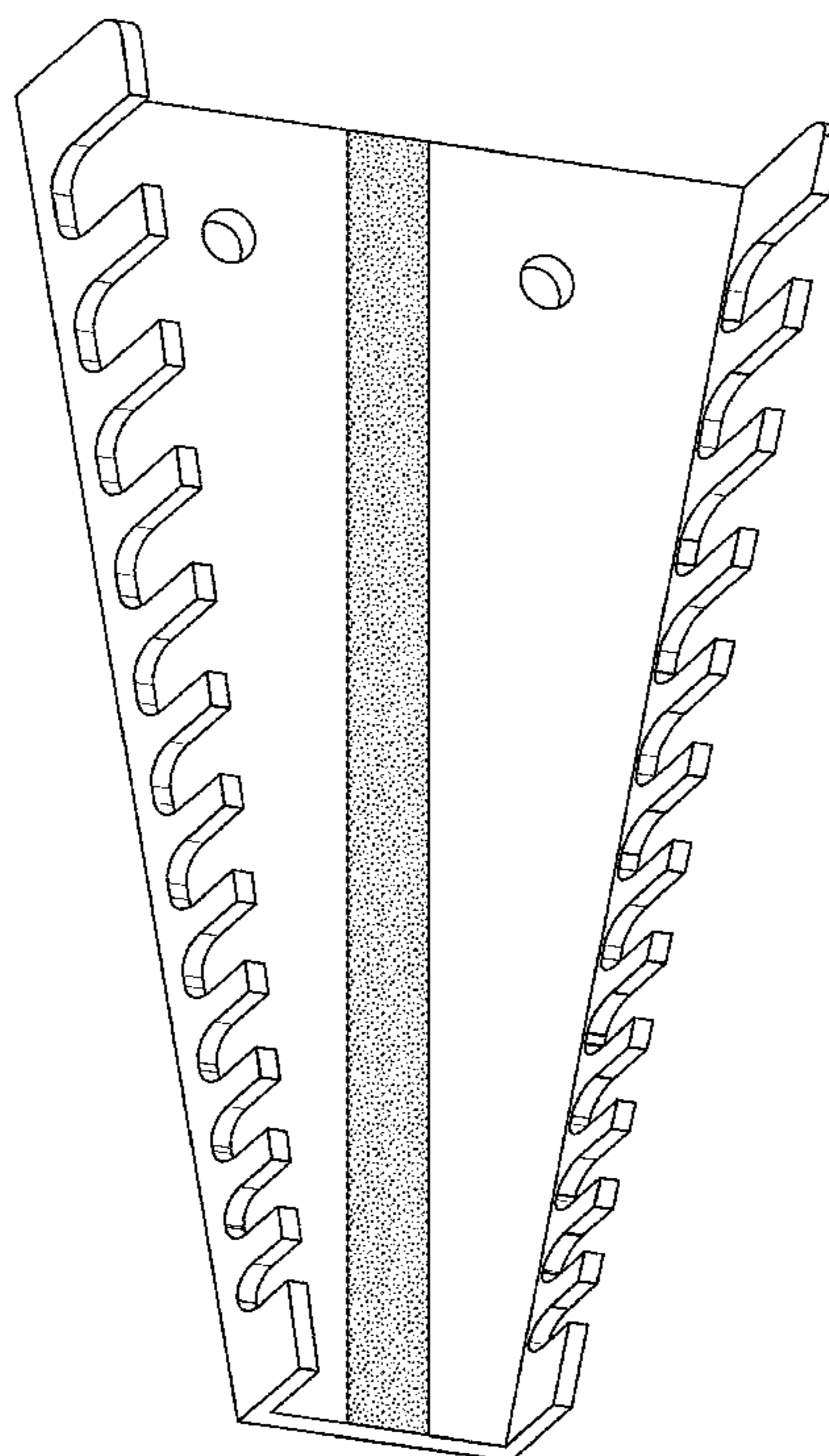
FIG. 1 is a perspective view of a tool holder showing my new design; and
FIG. 2 is a top elevational view thereof,
FIG. 3 is a left elevational view thereof,
FIG. 4 is a right elevational view thereof,
FIG. 5 is a front elevational view thereof,
FIG. 6 is a rear elevational view thereof; and,
FIG. 7 is a bottom elevational view thereof.

1 Claim, 5 Drawing Sheets

(56) **References Cited**

U.S. PATENT DOCUMENTS

D259,311 S * 5/1981 Nordlund D6/569
4,310,094 A * 1/1982 Hotchkiss, Jr. B25H 3/04
211/70.6
6,315,121 B1 * 11/2001 Hansen B25H 3/04
206/376
7,987,975 B1 * 8/2011 Lee B25H 3/04
206/376
7,987,981 B1 * 8/2011 Lee B25H 3/04
206/372



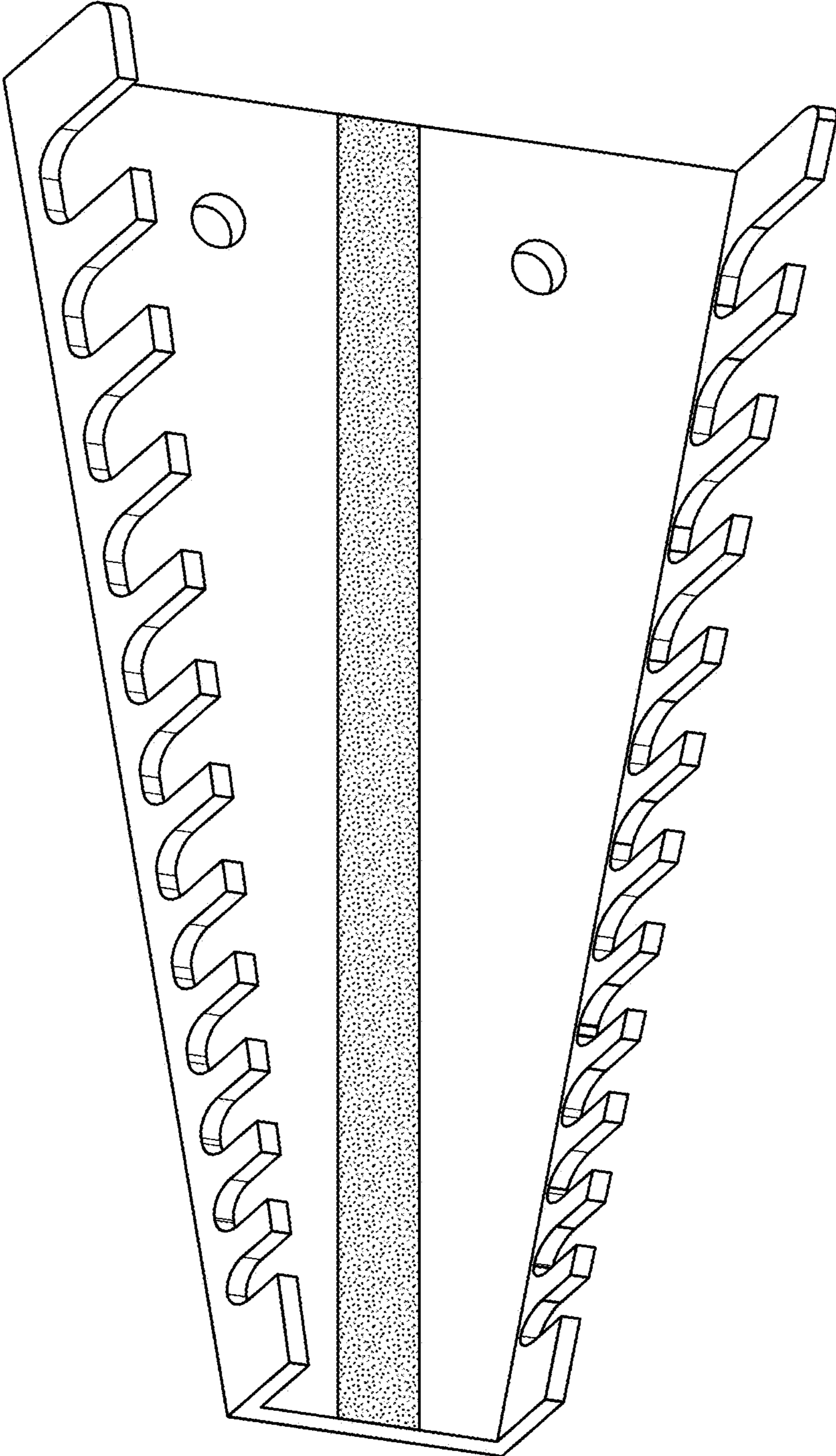


FIG. 1

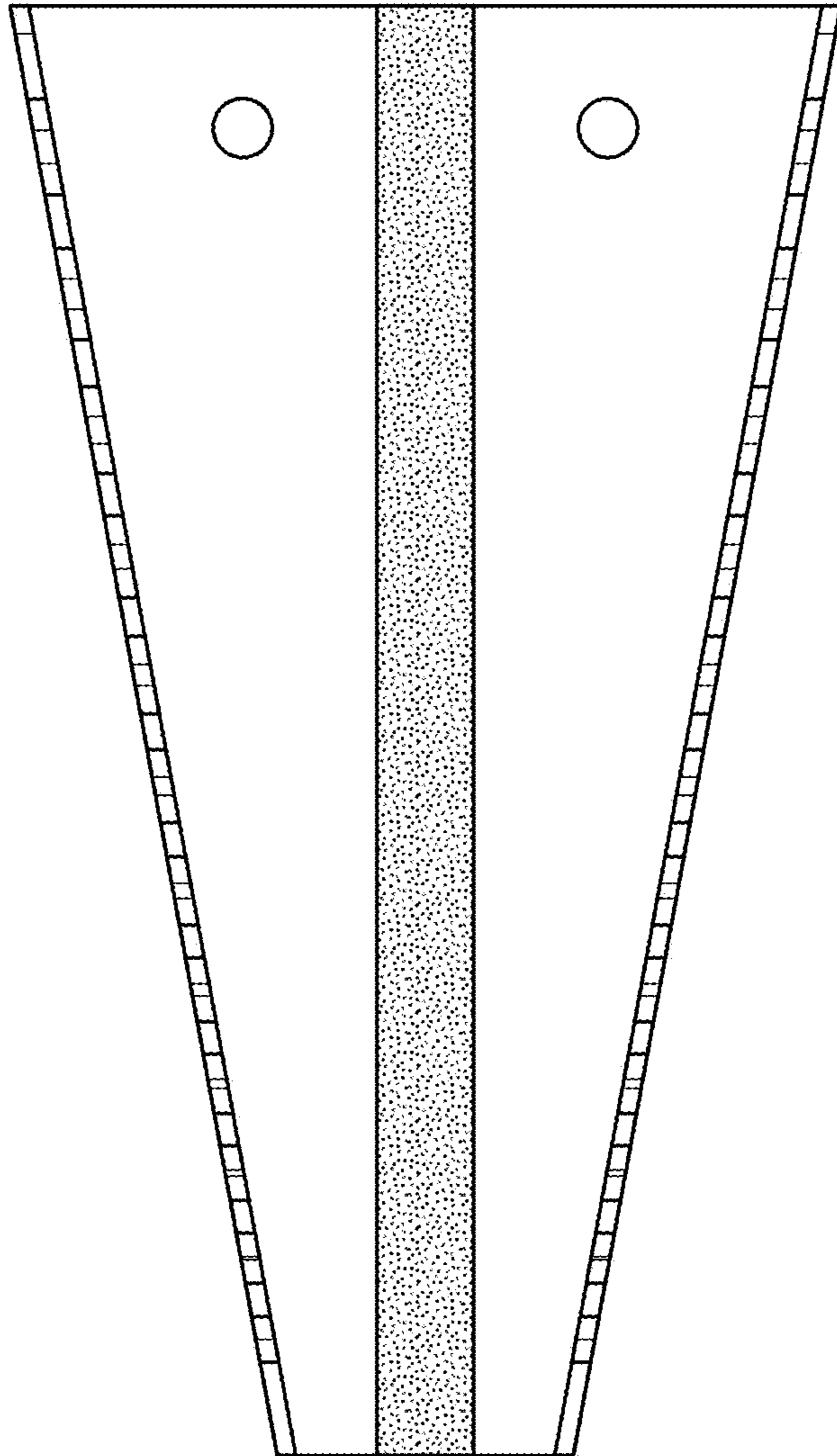


FIG. 2

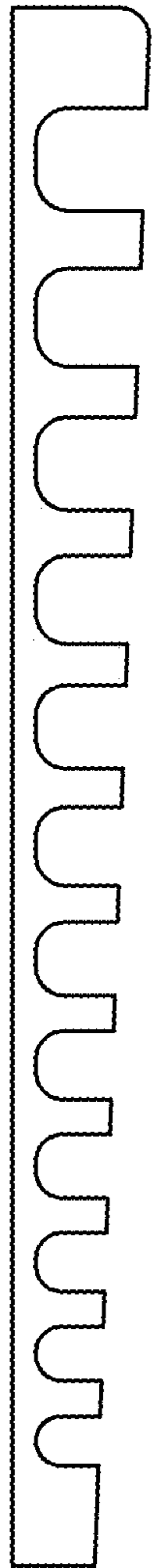


FIG. 3

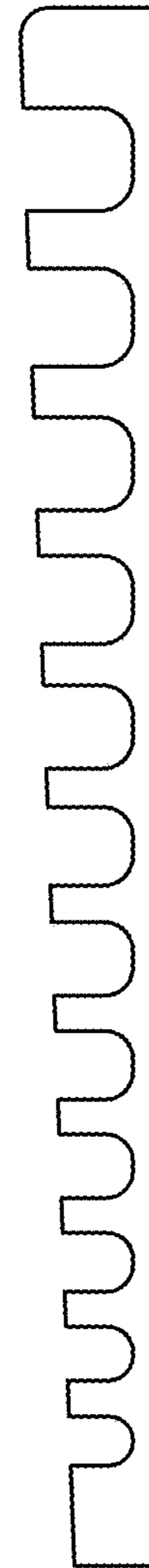


FIG. 4



FIG. 6



FIG. 5

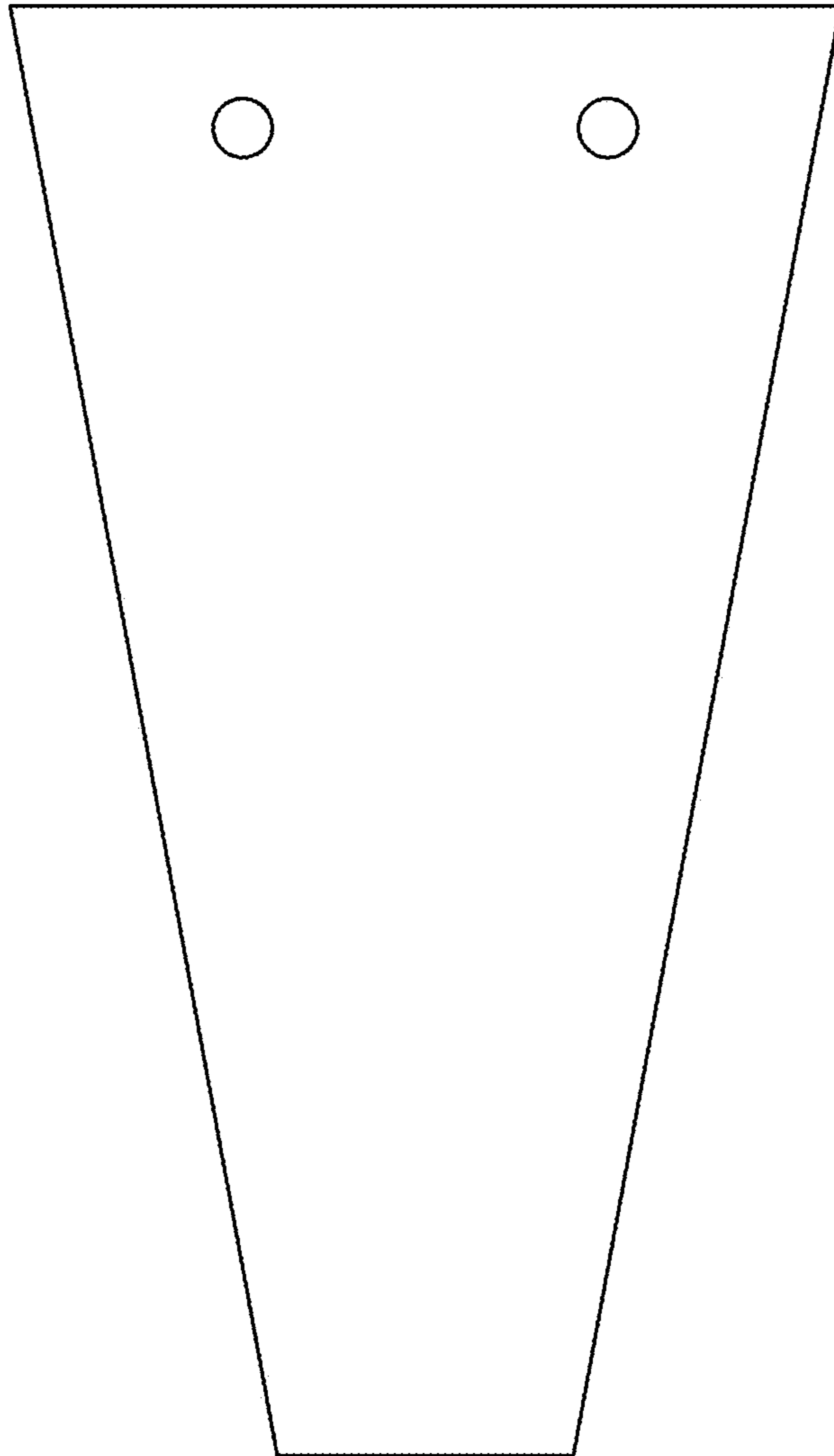


FIG. 7