

US00D897801S

(12) **United States Design Patent**
Thacker

(10) **Patent No.:** **US D897,801 S**

(45) **Date of Patent:** **** Oct. 6, 2020**

(54) **MOWER BLADE LOCK**

(71) Applicant: **Dwight Allen Thacker**, Lucas, KS
(US)

(72) Inventor: **Dwight Allen Thacker**, Lucas, KS
(US)

(**) Term: **15 Years**

(21) Appl. No.: **29/639,307**

(22) Filed: **Mar. 5, 2018**

(51) **LOC (12) Cl.** **08-05**

(52) **U.S. Cl.**
USPC **D8/71**

(58) **Field of Classification Search**
USPC D8/71, 367, 354, 349, 373
CPC F01D 5/32; E05B 79/02
See application file for complete search history.

(56) **References Cited**

U.S. PATENT DOCUMENTS

D265,053 S *	6/1982	Aerne	D8/370
4,882,960 A *	11/1989	Kugler	A01D 34/001 81/488
D309,855 S *	8/1990	Davidson	D8/71
D384,253 S *	9/1997	Patino	D8/14

D416,772 S *	11/1999	Milbury	D34/10
D422,888 S *	4/2000	Outten	D8/367
D424,905 S *	5/2000	Sankuer	D8/14
D546,147 S *	7/2007	Cullen	D8/16
D629,291 S *	12/2010	Veilleux	D8/370
D668,938 S *	10/2012	Morales	D8/367
D690,574 S *	10/2013	Paramo	D8/14
D783,387 S *	4/2017	Wilson	D8/356
D874,906 S *	2/2020	Ruddick	D8/356
2018/0266258 A1 *	9/2018	Thacker	F01D 5/32

* cited by examiner

Primary Examiner — Janice Hallmark

Assistant Examiner — Harold E Blackwell, II

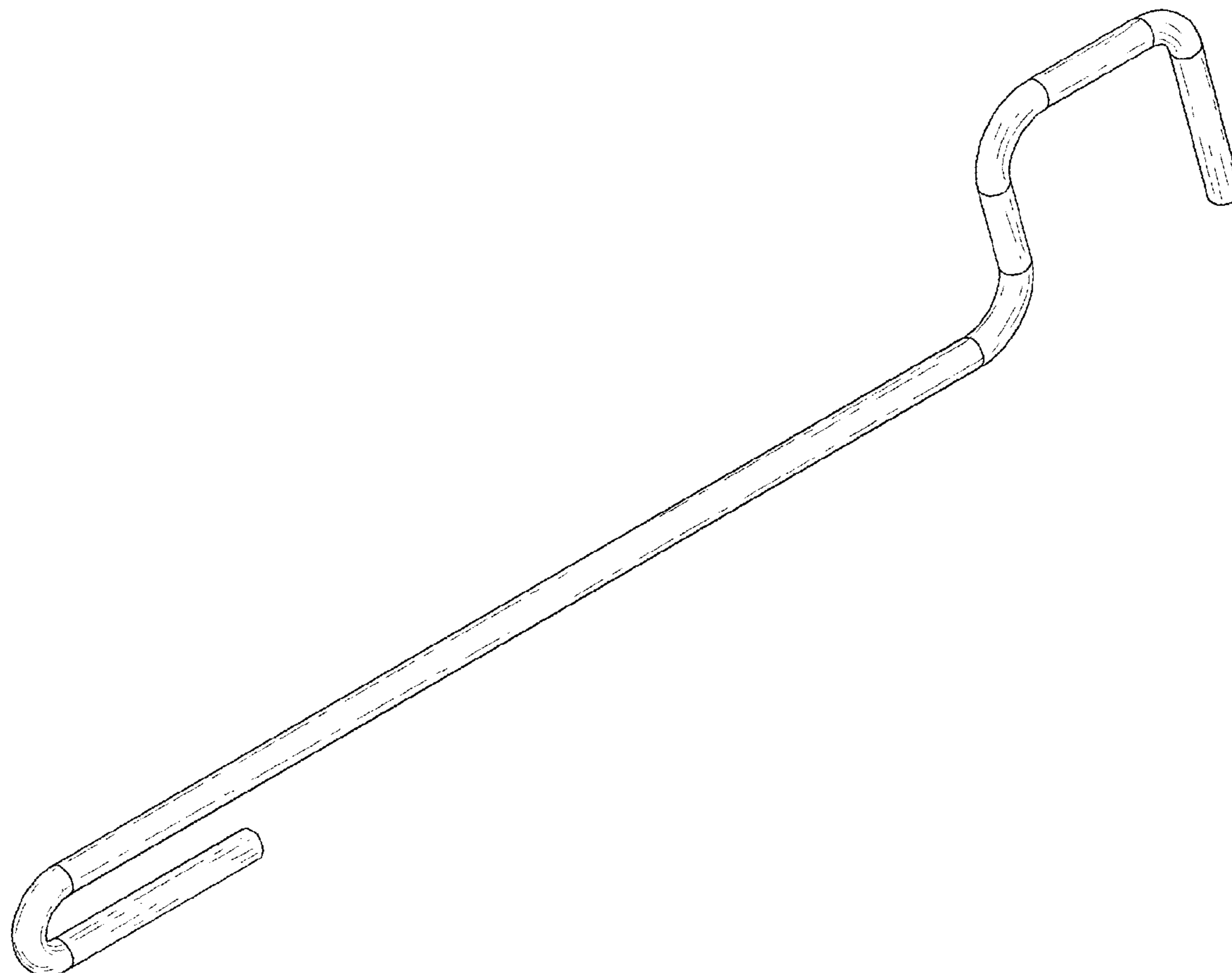
(57) **CLAIM**

The ornamental design for a mower blade lock, as shown and described.

DESCRIPTION

FIG. 1 is a top-front perspective view of a mower blade lock showing my new design;
FIG. 2 is a bottom-rear perspective view thereof;
FIG. 3 is a left view thereof;
FIG. 4 is a right view thereof;
FIG. 5 is a top view thereof;
FIG. 6 is a bottom view thereof;
FIG. 7 is a front view thereof; and,
FIG. 8 is a rear view thereof.

1 Claim, 8 Drawing Sheets



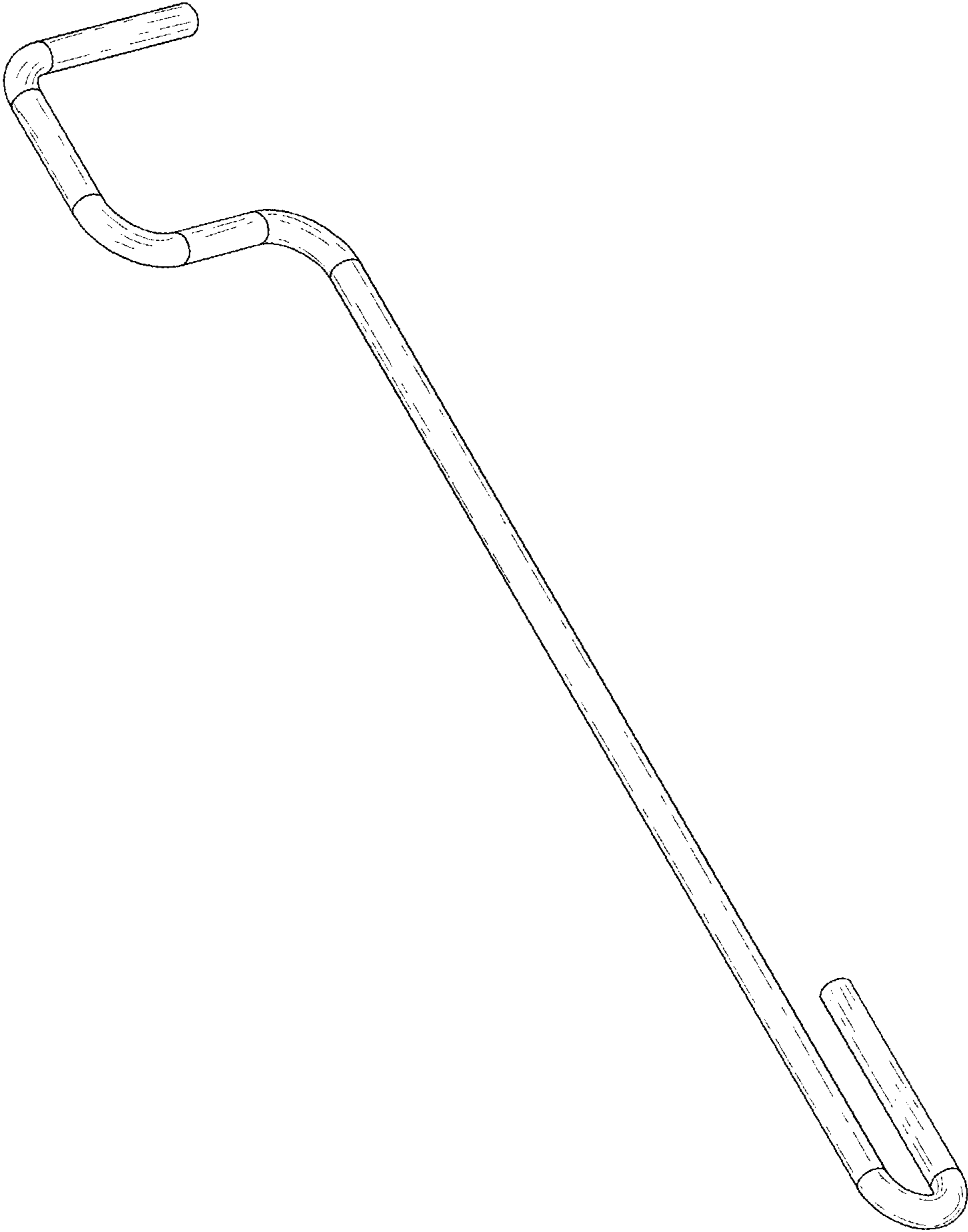


FIG. 1

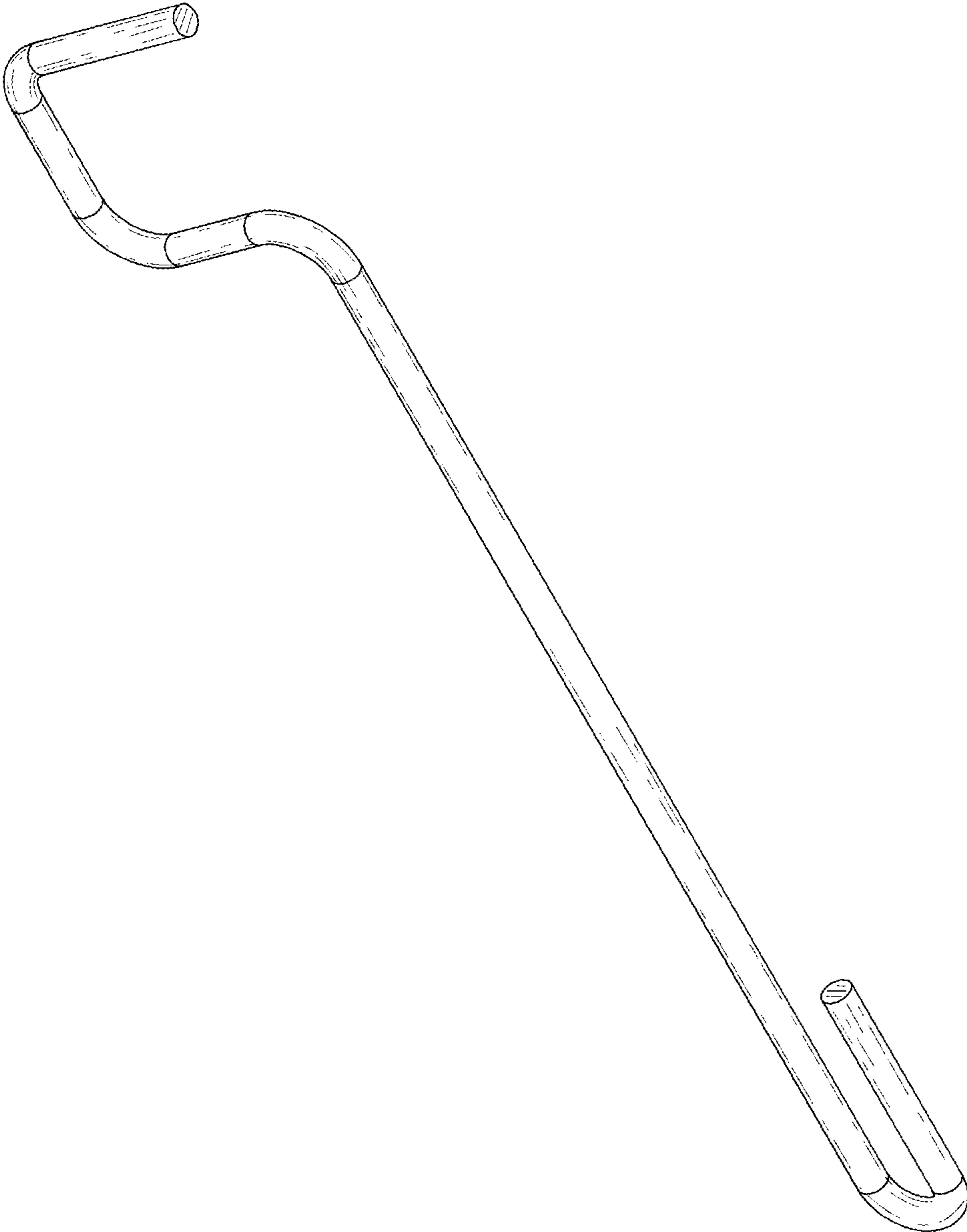


FIG. 2

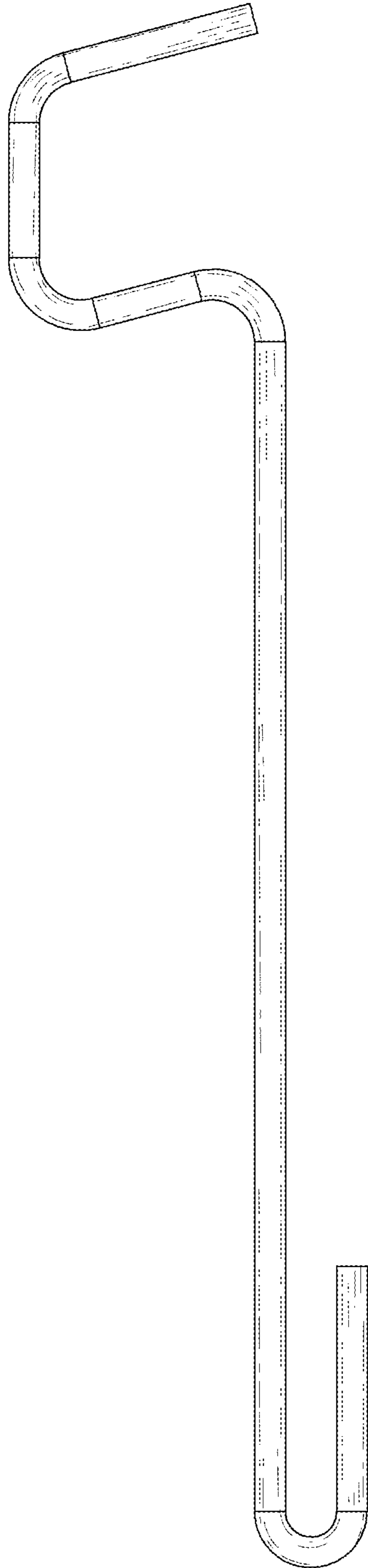


FIG. 3

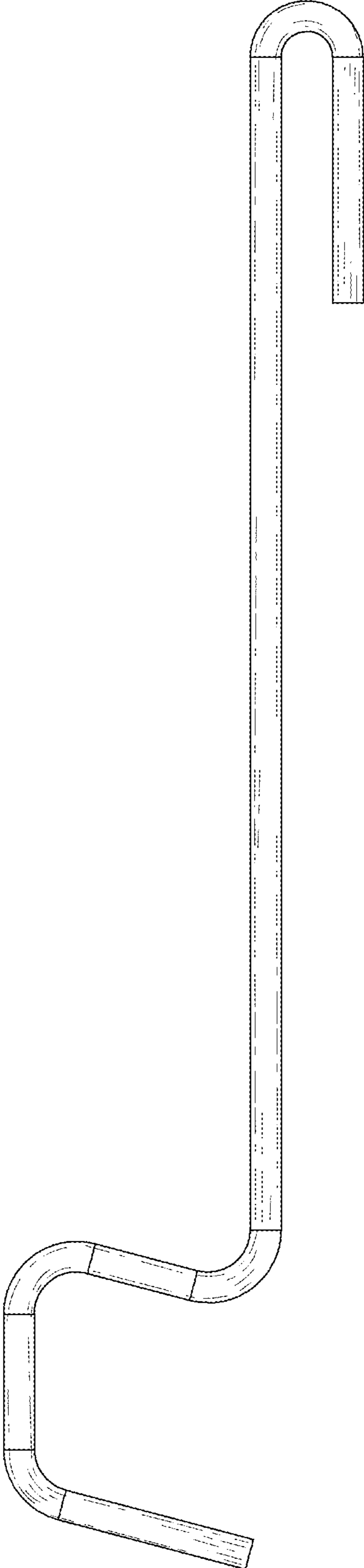


FIG. 4



FIG. 5



FIG. 6

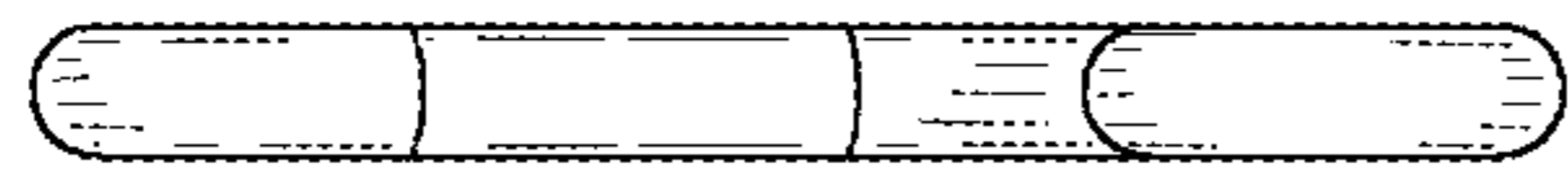


FIG. 7



FIG. 8