



US00D897786S

(12) **United States Design Patent** (10) **Patent No.:** **US D897,786 S**  
**Nguyen et al.** (45) **Date of Patent:** **\*\* Oct. 6, 2020**

(54) **UTENSIL HOLDER WITH MAGNET**  
(71) Applicant: **Tokimeku, Inc.**, New York, NY (US)  
(72) Inventors: **David Nguyen**, New York, NY (US);  
**Eunice Byun**, New York, NY (US);  
**James Kwon**, Long Island City, NY (US)  
(73) Assignee: **Tokimeku, Inc.**, New York, NY (US)  
(\*\*) Term: **15 Years**  
(21) Appl. No.: **29/666,663**  
(22) Filed: **Oct. 15, 2018**

**Related U.S. Application Data**

(63) Continuation-in-part of application No. 15/869,002, filed on Jan. 11, 2018, now abandoned.  
(51) **LOC (12) Cl.** ..... **07-07**  
(52) **U.S. Cl.**  
USPC ..... **D7/637**  
(58) **Field of Classification Search**  
USPC ..... D7/637-641; 30/298.4; 211/60.1, 70.6,  
211/70.7; 248/37.3, 37.6; D3/273, 274;  
D19/77, 81-86  
CPC ..... A47B 88/20; A47F 7/00; A47G 21/00;  
A47G 21/14; B26B 3/00  
See application file for complete search history.

(56) **References Cited**

U.S. PATENT DOCUMENTS

D333,594 S *	3/1993	Lin	.....	D7/638
D413,047 S *	8/1999	Gram	.....	D7/631
D424,885 S *	5/2000	Joergensen	.....	D7/640
D523,297 S *	6/2006	Yang	.....	D7/637
D532,570 S *	11/2006	Vizcarra	.....	D32/55
D662,785 S *	7/2012	Kern	.....	D32/55
D669,322 S *	10/2012	Evans	.....	D7/640
D765,334 S *	8/2016	Donald	.....	D32/55

\* cited by examiner

*Primary Examiner* — Janice Patyk

(74) *Attorney, Agent, or Firm* — Roy L. Chan, A Professional Law Corporation; Roy Chan

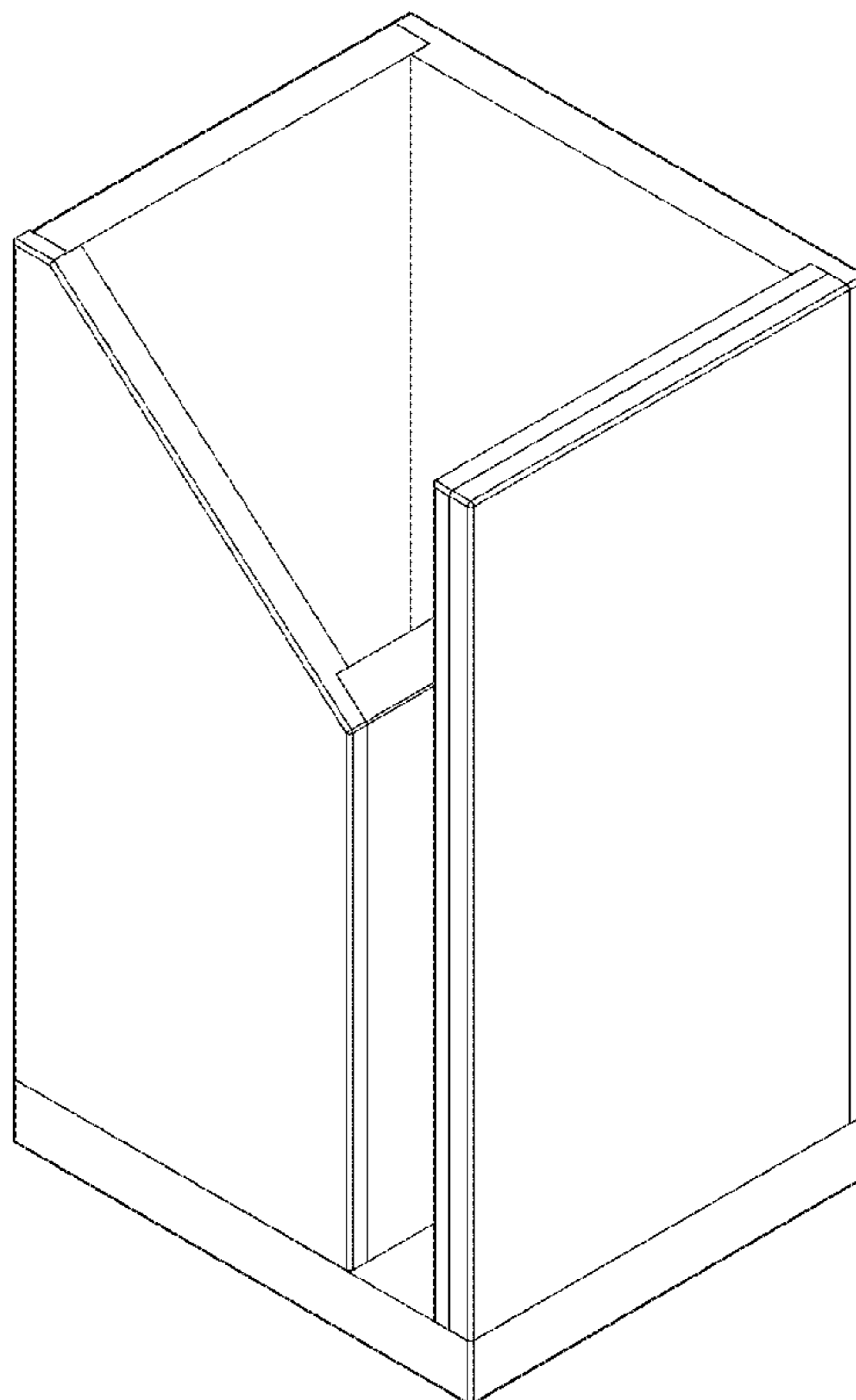
(57) **CLAIM**

The ornamental design for a utensil holder with magnet, as shown and described.

**DESCRIPTION**

FIG. 1 is a perspective view of a utensil holder with magnet showing our new design;  
FIG. 2 is a front elevational view thereof;  
FIG. 3 is a back elevational view thereof;  
FIG. 4 is a left side elevational view thereof;  
FIG. 5 is a right side elevational view thereof;  
FIG. 6 is a top plan view thereof;  
FIG. 7 is a bottom plan view thereof;  
FIG. 8 is a cross-sectional view thereof, taken along line 8-8 of FIG. 6; and,  
FIG. 9 is an exploded view thereof.

**1 Claim, 9 Drawing Sheets**



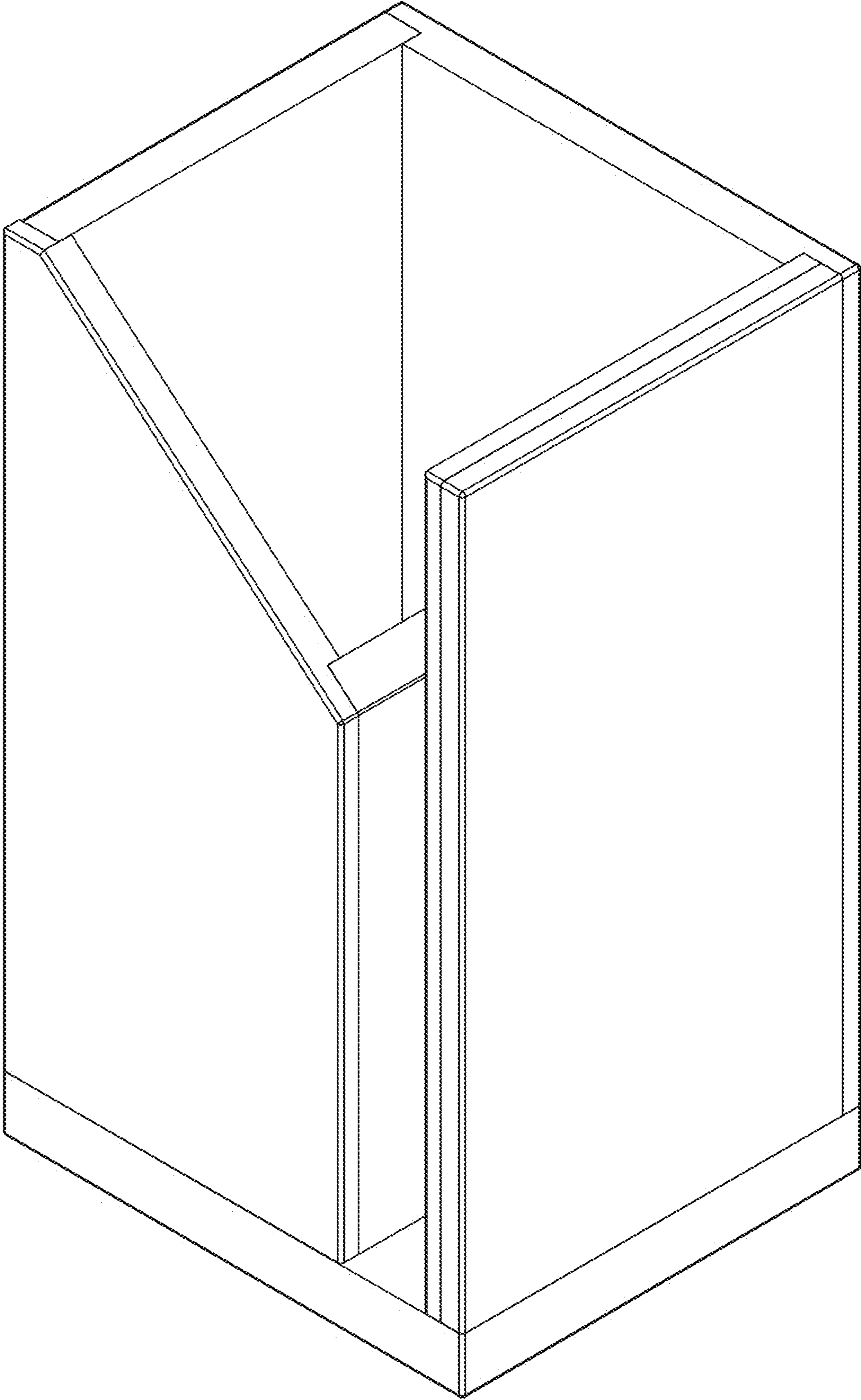


FIG. 1

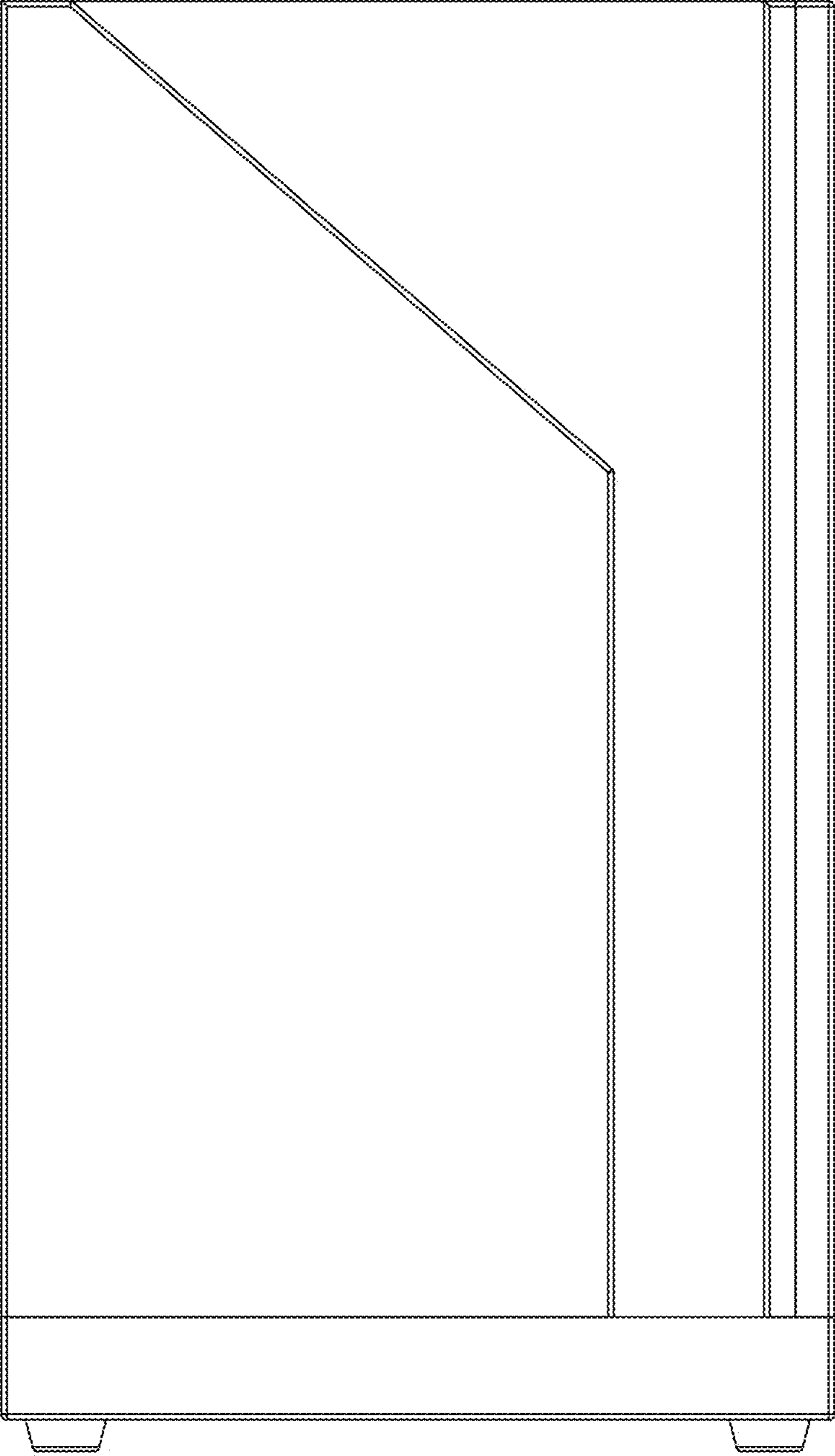


FIG. 2



FIG. 3




FIG. 4




FIG. 5




FIG. 6




FIG. 7



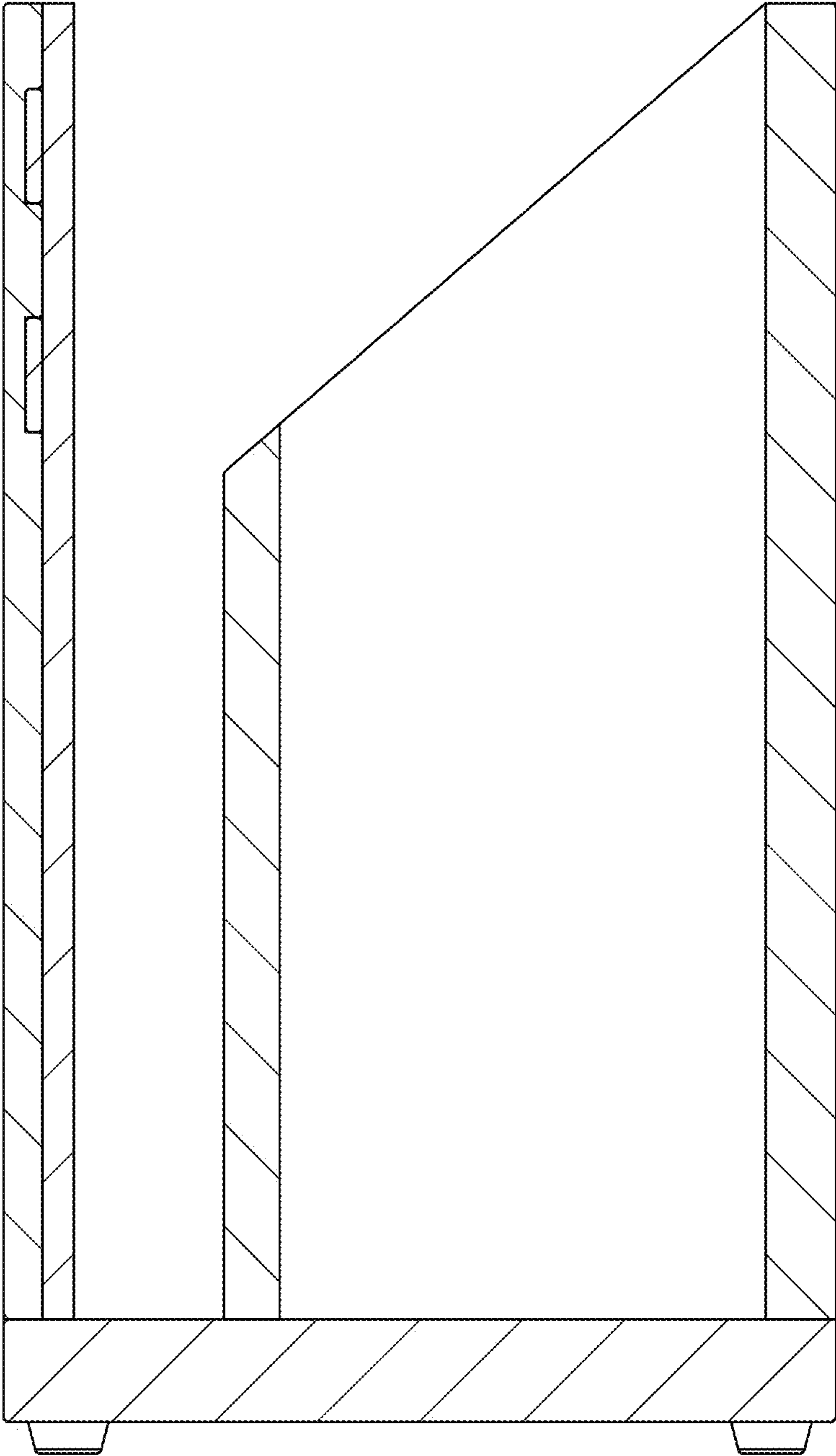


FIG. 8

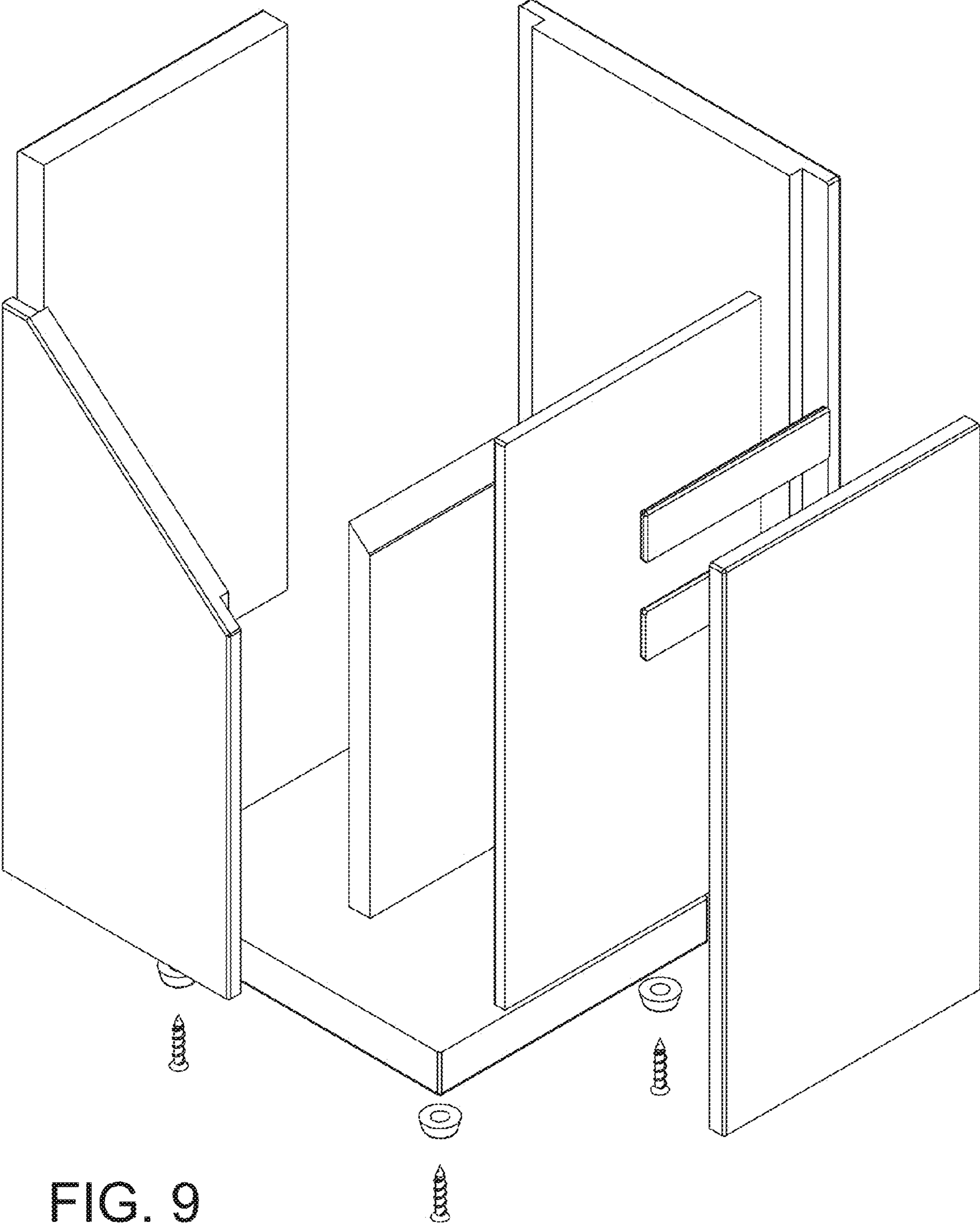


FIG. 9