

US00D897764S

(12) **United States Design Patent** (10) **Patent No.:** **US D897,764 S**
Goulet Dubois (45) **Date of Patent:** **** Oct. 6, 2020**

(54) **DRINK MARKER**
(71) Applicant: **Lifetime Brands, Inc.**, Garden City, NY (US)
(72) Inventor: **Elizabeth Goulet Dubois**, Hope, RI (US)

D385,597 S * 10/1997 Nielsen D21/620
D418,179 S * 12/1999 Hansen D21/620
D531,681 S * 11/2006 Larian D21/620
D669,544 S * 10/2012 Hornsby D21/620
D689,963 S * 9/2013 Thorsen D21/620
D781,968 S * 3/2017 Cummings D21/620
D835,731 S * 12/2018 Rub D21/620

(73) Assignee: **Lifetime Brands, Inc.**, Garden City, NY (US)

(**) Term: **15 Years**

(21) Appl. No.: **29/654,867**

(22) Filed: **Jun. 28, 2018**

(51) **LOC (12) Cl.** **07-99**

(52) **U.S. Cl.**
USPC **D7/396.2**; D21/416; D21/429; D21/483;
D21/620

(58) **Field of Classification Search**
USPC D7/387, 396.1, 396.2; D21/414–416,
D21/426–429, 483, 576, 620; D11/40,
D11/48, 49, 79–82; D9/434, 451
CPC A65H 3/00; A63H 11/00; A63H 13/00
See application file for complete search history.

(56) **References Cited**

U.S. PATENT DOCUMENTS

3,098,317 A * 7/1963 Guzman A63G 13/00
446/226
D269,986 S * 8/1983 Zacherle D21/620
D280,921 S * 10/1985 Insetta D11/159
D283,038 S * 3/1986 Knight D21/620
D291,103 S * 7/1987 Knight D21/620
D378,840 S * 4/1997 Rahbek D21/620

OTHER PUBLICATIONS

Fred Tiny Prancers! posted at Amazon.com, posted on Nov. 17, 2018, © 1996-2019 Amazon.com, [online], [site visited Aug. 22, 2019]. Available from Internet, <URL:https://www.amazon.com/Fred-TINY-PRANCERS-Unicom-Charms/dp/B07KGGZPLN/ref=asc_df_B07KGGZPLN/> (Year: 2018).*

* cited by examiner

Primary Examiner — Susan E Krakower
Assistant Examiner — Andrew Kerr
(74) *Attorney, Agent, or Firm* — Tutunjian & Bitetto, P.C.


(57) **CLAIM**

The ornamental design for a drink marker, as shown and described.

DESCRIPTION

FIG. 1 is a front perspective view of a drink marker showing my new design;
FIG. 2 is a rear perspective view thereof;
FIG. 3 is a right side view thereof;
FIG. 4 is a front view thereof;
FIG. 5 is a left side view thereof;
FIG. 6 is a rear view thereof;
FIG. 7 is a top view thereof; and,
FIG. 8 is a bottom view thereof.

1 Claim, 4 Drawing Sheets



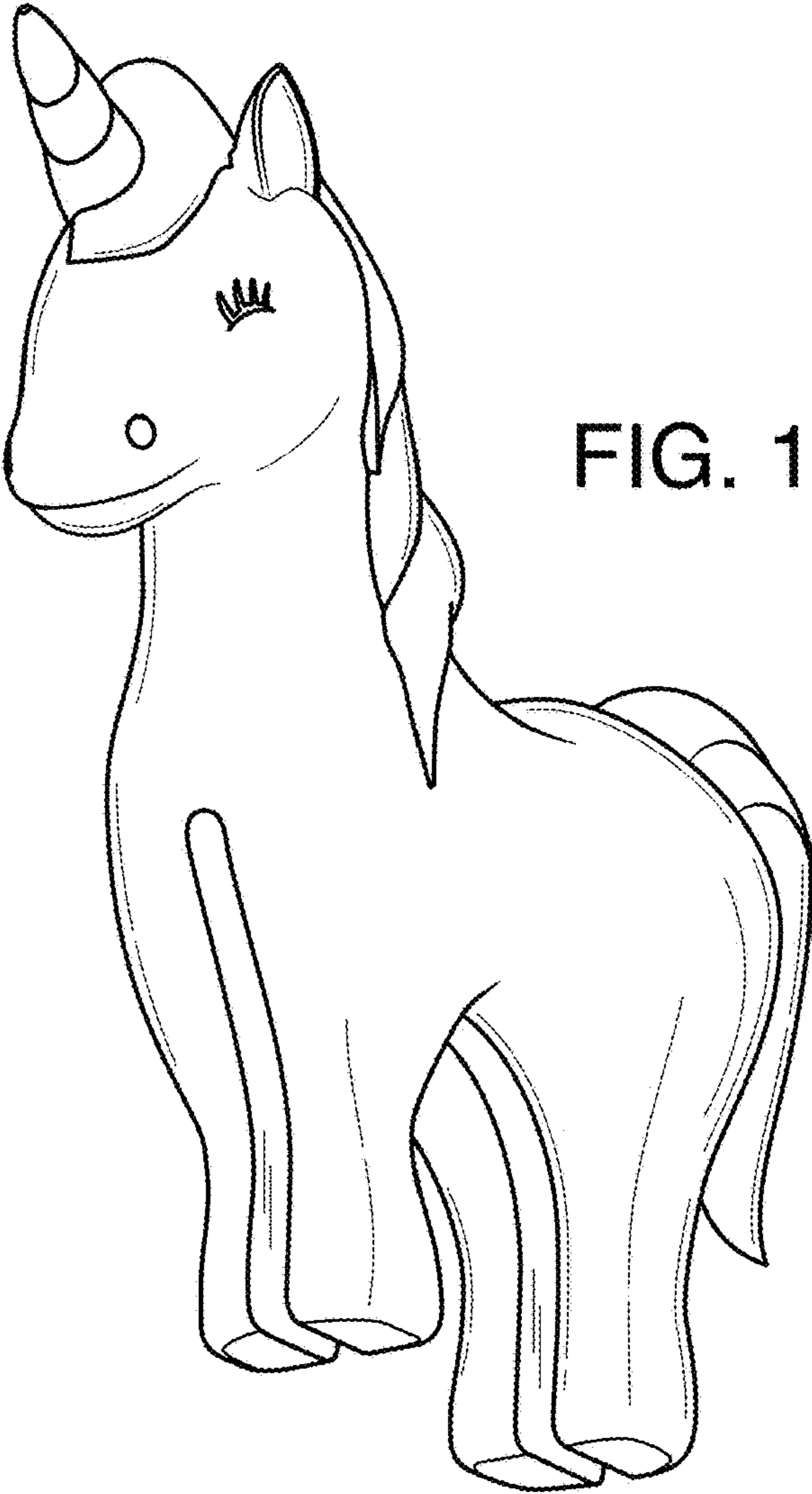


FIG. 1



FIG. 2




FIG. 3

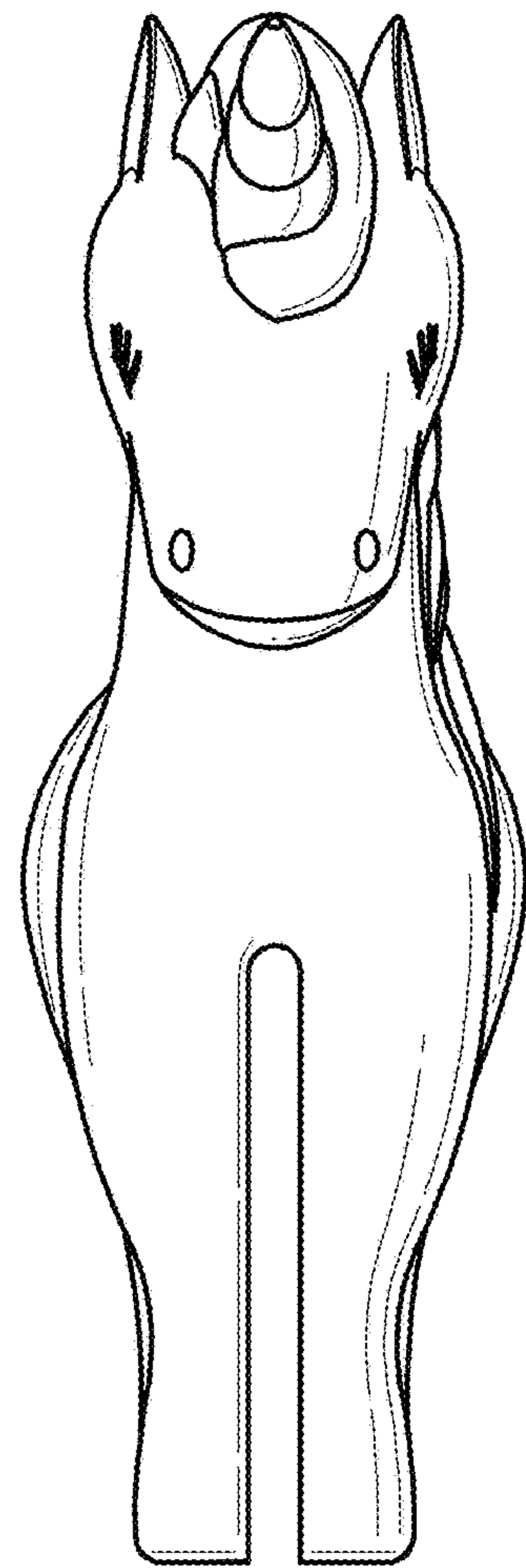


FIG. 4




FIG. 5



FIG. 6

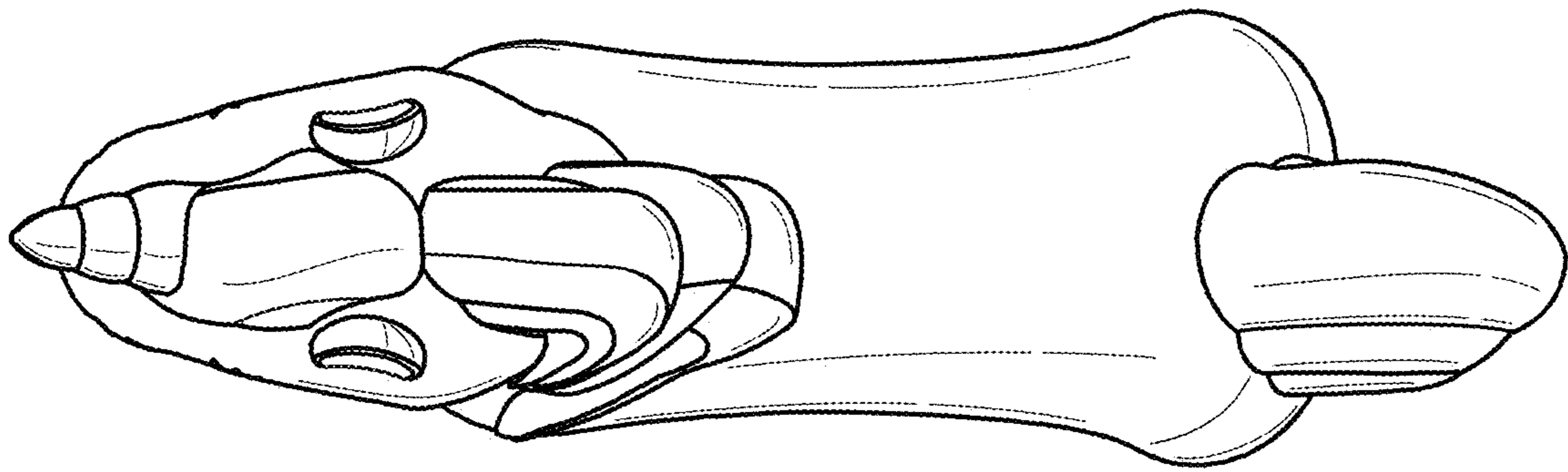


FIG. 7

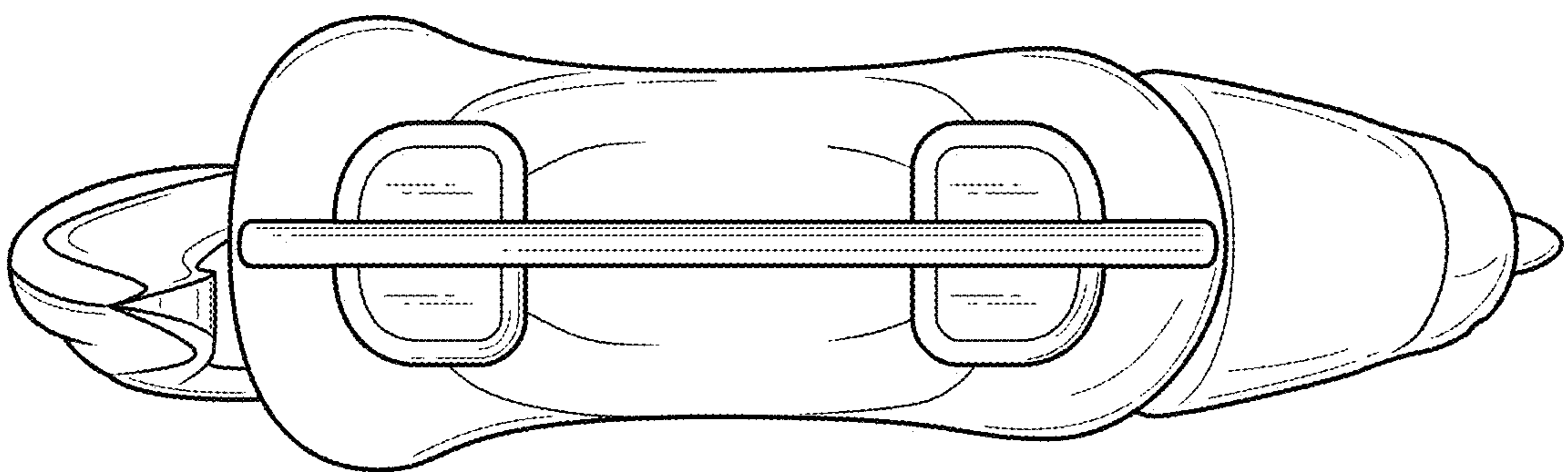


FIG. 8