



US00D897752S

(12) **United States Design Patent** (10) **Patent No.:** **US D897,752 S**
Zhang (45) **Date of Patent:** **** Oct. 6, 2020**

(54) **MILK WARMER**

(71) Applicant: **Guangdong Shunde Jieshi Life Electric Appliance Co., Ltd.**, Foshan, Guangdong Province (CN)

(72) Inventor: **Xiaojuan Zhang**, Foshan (CN)

(73) Assignee: **GUANGDONG SHUNDE JIESHI ELECTRIC APPLIANCE CO., LTD.** (CN)

(**) Term: **15 Years**

(21) Appl. No.: **29/694,490**

(22) Filed: **Jun. 11, 2019**

(30) **Foreign Application Priority Data**

Dec. 12, 2018 (CN) 2018 3 0721632

(51) **LOC (12) Cl.** **07-02**

(52) **U.S. Cl.**
USPC **D7/326; D7/378; D7/386**

(58) **Field of Classification Search**
USPC D7/326, 372-373, 376-386, 412-413, D7/602, 629, 665-666, 669, 679, D7/693-694

CPC A21C 1/02; A21C 1/04; A23N 1/00; A23N 1/02; A47J 36/2433; A47J 43/04; A47J 43/25; A47J 43/27; A47J 43/042; A47J 43/044; A47J 43/046; A47J 43/075; A47J 43/0722; A47J 43/0727; B01F 3/00; B01F 3/0807; B01F 3/0853; B01F 13/0059; B01F 13/0064; B02C 1/08; B02C 2/04; B02C 4/42; B02C 4/142; B02C 4/143; B02C 4/423; B02C 13/1835; B28C 5/10; B28C 5/12; B28C 5/14; B28C 5/16

See application file for complete search history.

(56) **References Cited**

U.S. PATENT DOCUMENTS

2,300,891	A *	11/1942	Hanks	A47J 36/2433
				392/336
D176,257	S *	12/1955	Hill	D7/386
D187,684	S *	4/1960	Hauser	D7/386
D448,236	S *	9/2001	Murray	D7/326
D578,340	S *	10/2008	Picozza	D7/378
D642,858	S *	8/2011	Lazzer	D7/376
D679,935	S *	4/2013	Tse	D7/326
D716,096	S *	10/2014	Krooshof	D7/326
D728,302	S *	5/2015	Vu	D7/376
D728,303	S *	5/2015	Vu	D7/376
D747,135	S *	1/2016	Ha	D7/376
D755,004	S *	5/2016	Bock	D7/376
D759,424	S *	6/2016	Ou	D7/376
D782,865	S *	4/2017	Bazzicalupo	D7/376
D782,866	S *	4/2017	Suess	D7/376
D784,071	S *	4/2017	Davies	D7/376
D801,109	S *	10/2017	Lee	D7/386
D825,983	S *	8/2018	Kraemer	D7/373
D833,804	S *	11/2018	Huang	D7/378

(Continued)

Primary Examiner — Ricky Pham

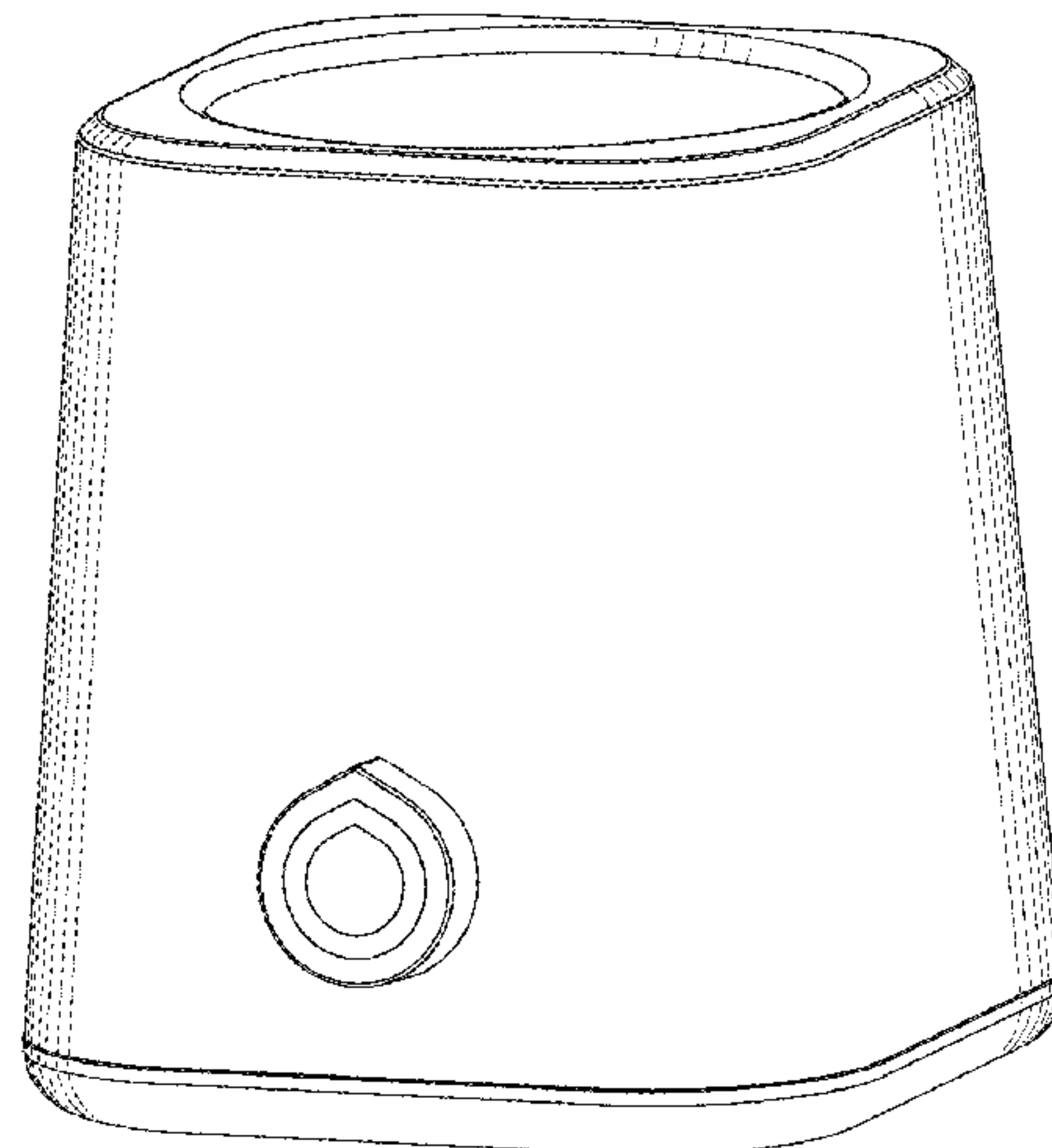
(57) **CLAIM**

The ornamental design for a milk warmer, as shown and described.

DESCRIPTION

FIG. 1 is a top view of a milk warmer showing my new design;
FIG. 2 is a rear view thereof;
FIG. 3 is a perspective view thereof;
FIG. 4 is a bottom view thereof;
FIG. 5 is a right view thereof;
FIG. 6 is a front view thereof; and,
FIG. 7 is a left view thereof.

(Continued)



The broken lines shown in the drawings are for illustrative purposes only and form no part of the claimed design.

1 Claim, 7 Drawing Sheets

(56)

References Cited

U.S. PATENT DOCUMENTS

D844,373 S *	4/2019	DeLeo	D7/386
D845,696 S *	4/2019	Ou	D7/378
D847,557 S *	5/2019	Kraemer	D7/373
D857,441 S *	8/2019	Ou	D7/378
D863,870 S *	10/2019	Powell	D7/378
D864,655 S *	10/2019	Brook	D7/386
2016/0130052 A1 *	5/2016	Stenglein	A47J 43/0727 220/212

* cited by examiner

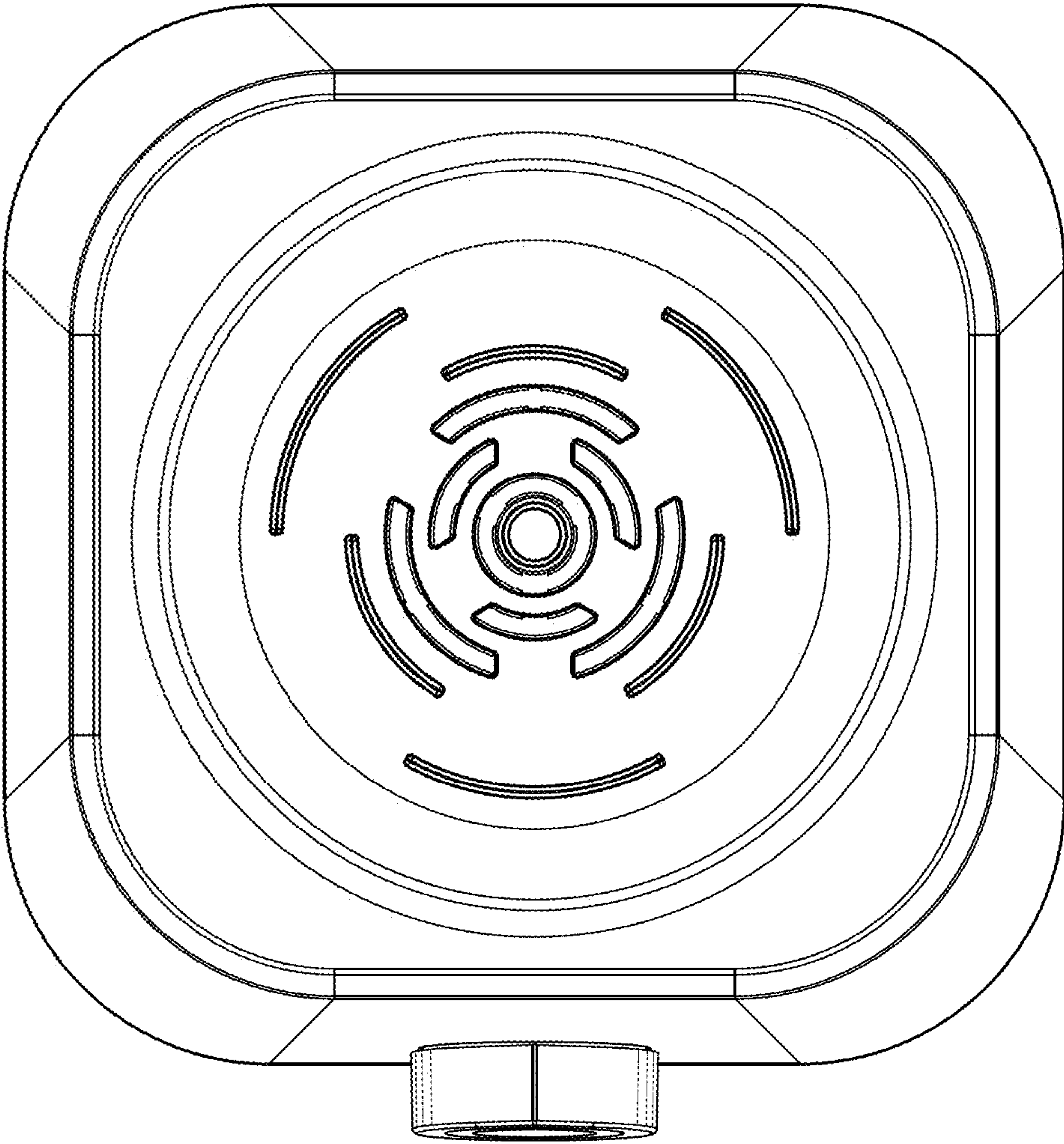


Fig. 1

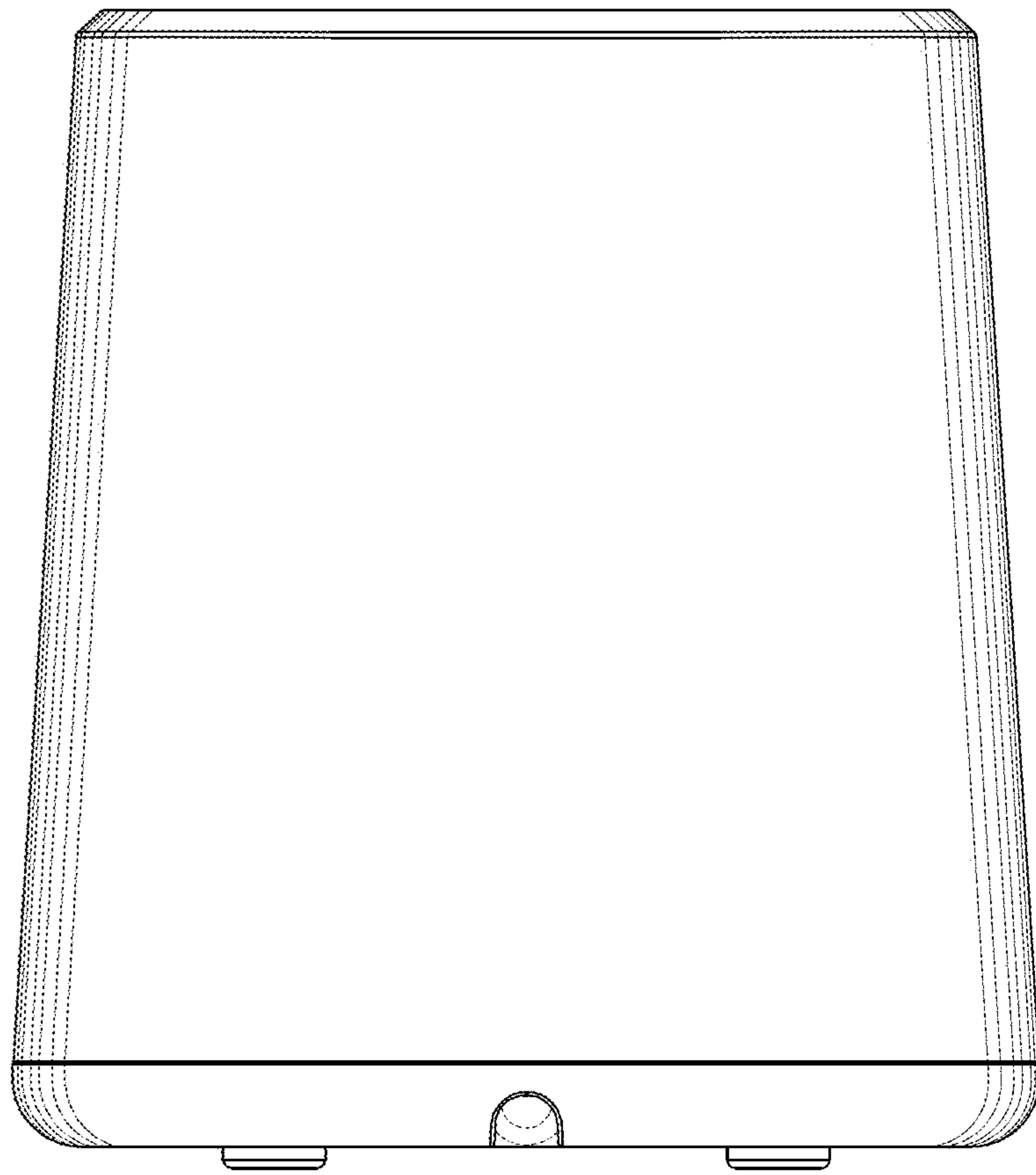


Fig. 2

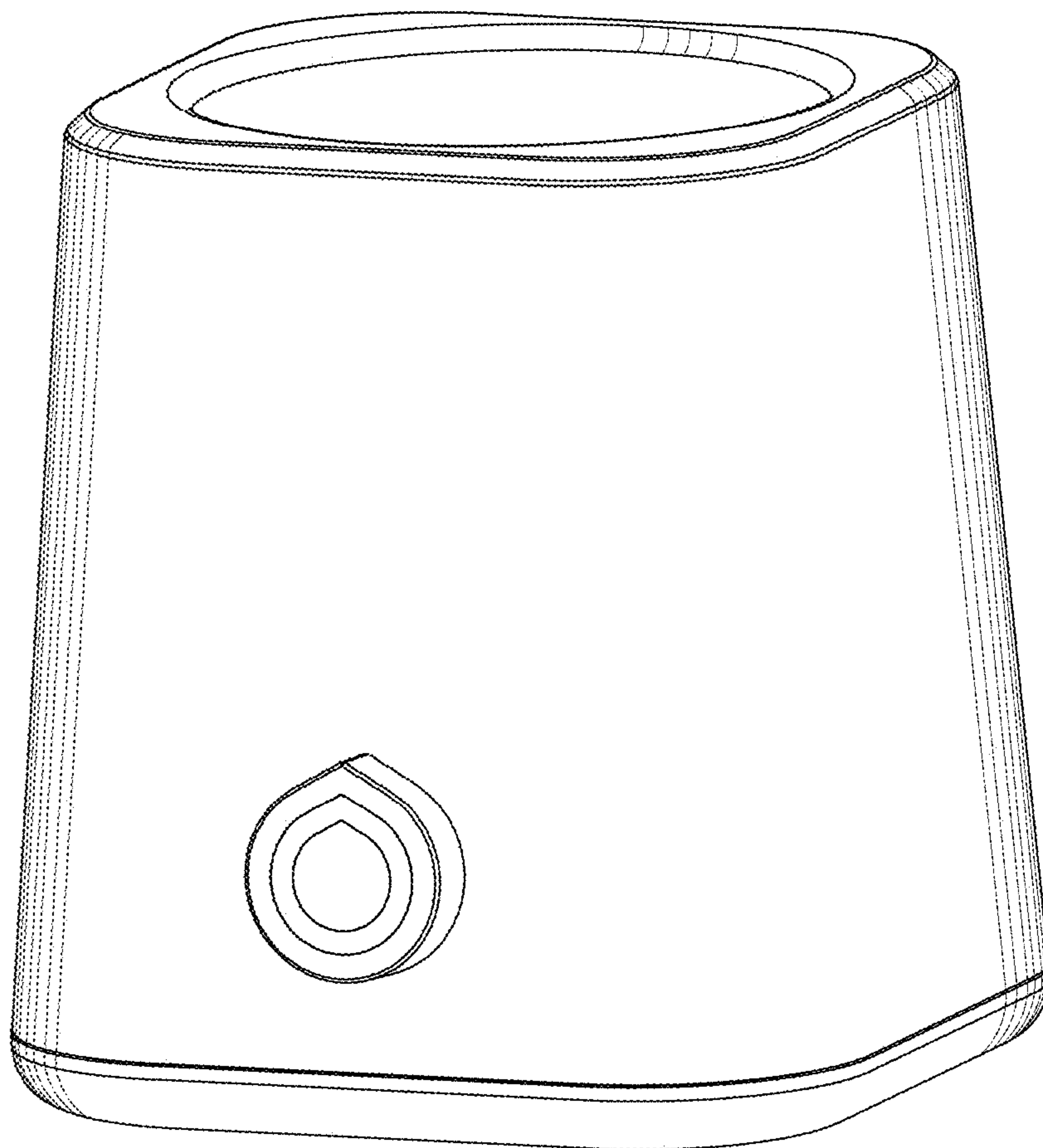


Fig. 3

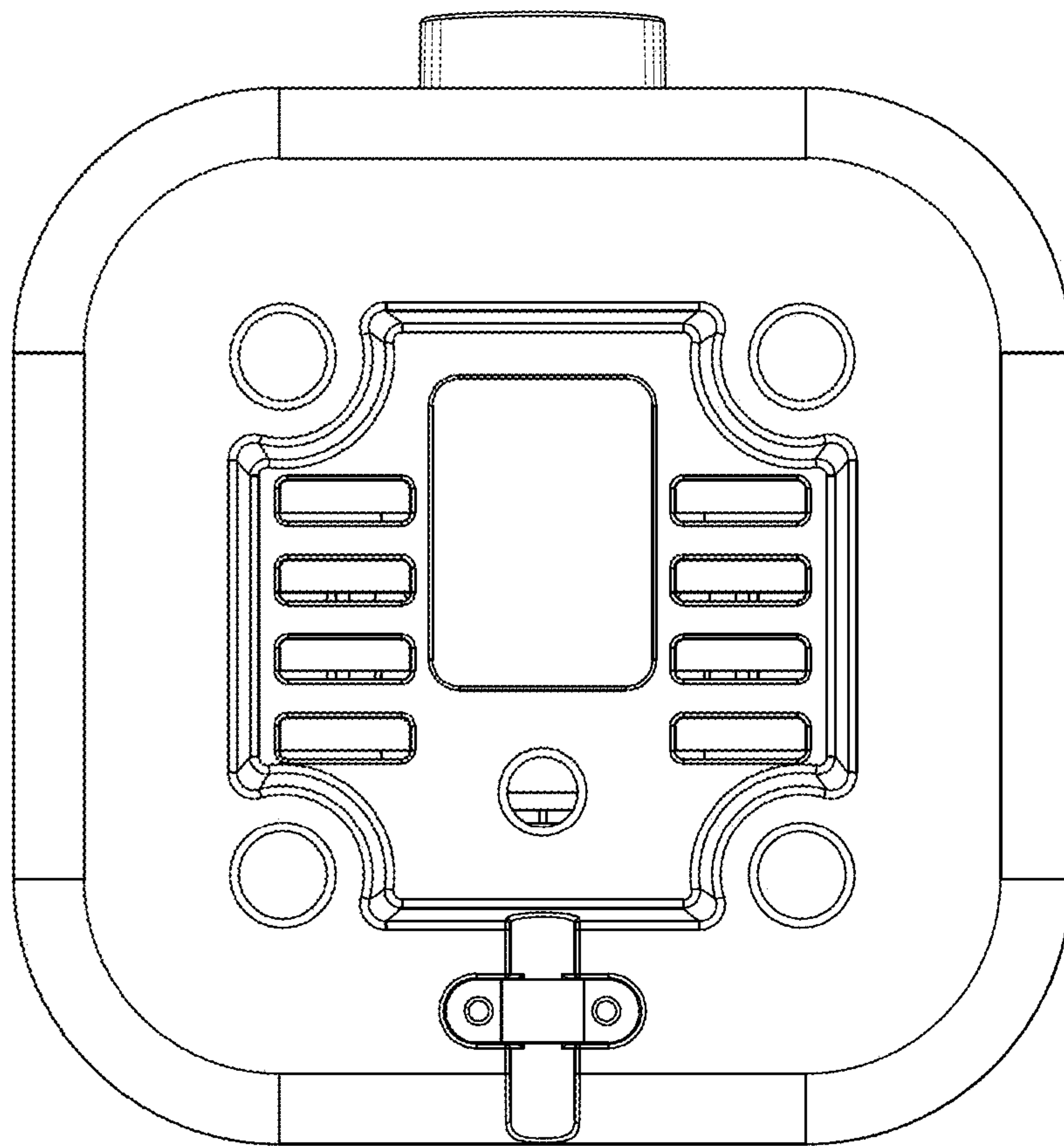


Fig. 4

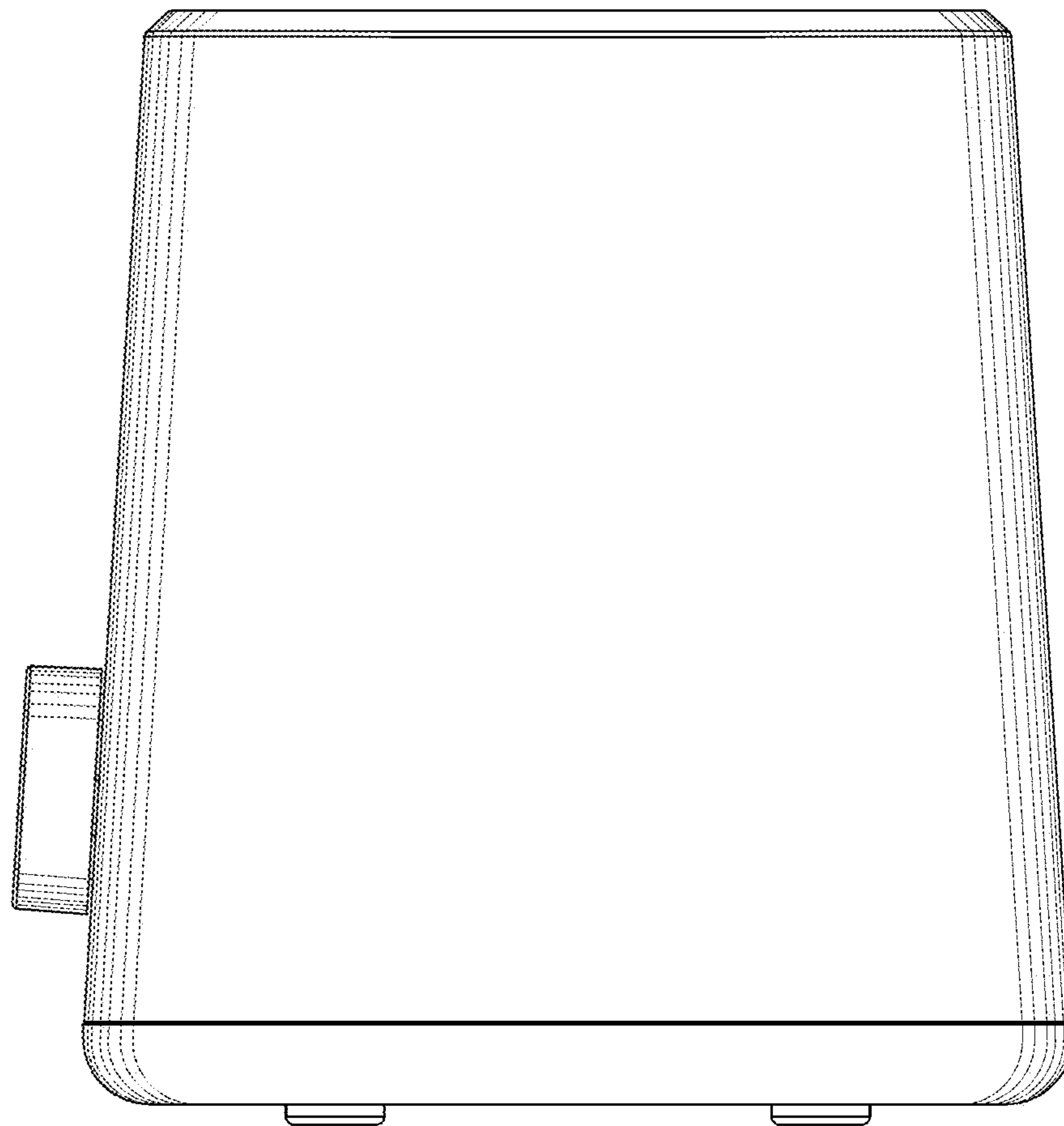


Fig. 5

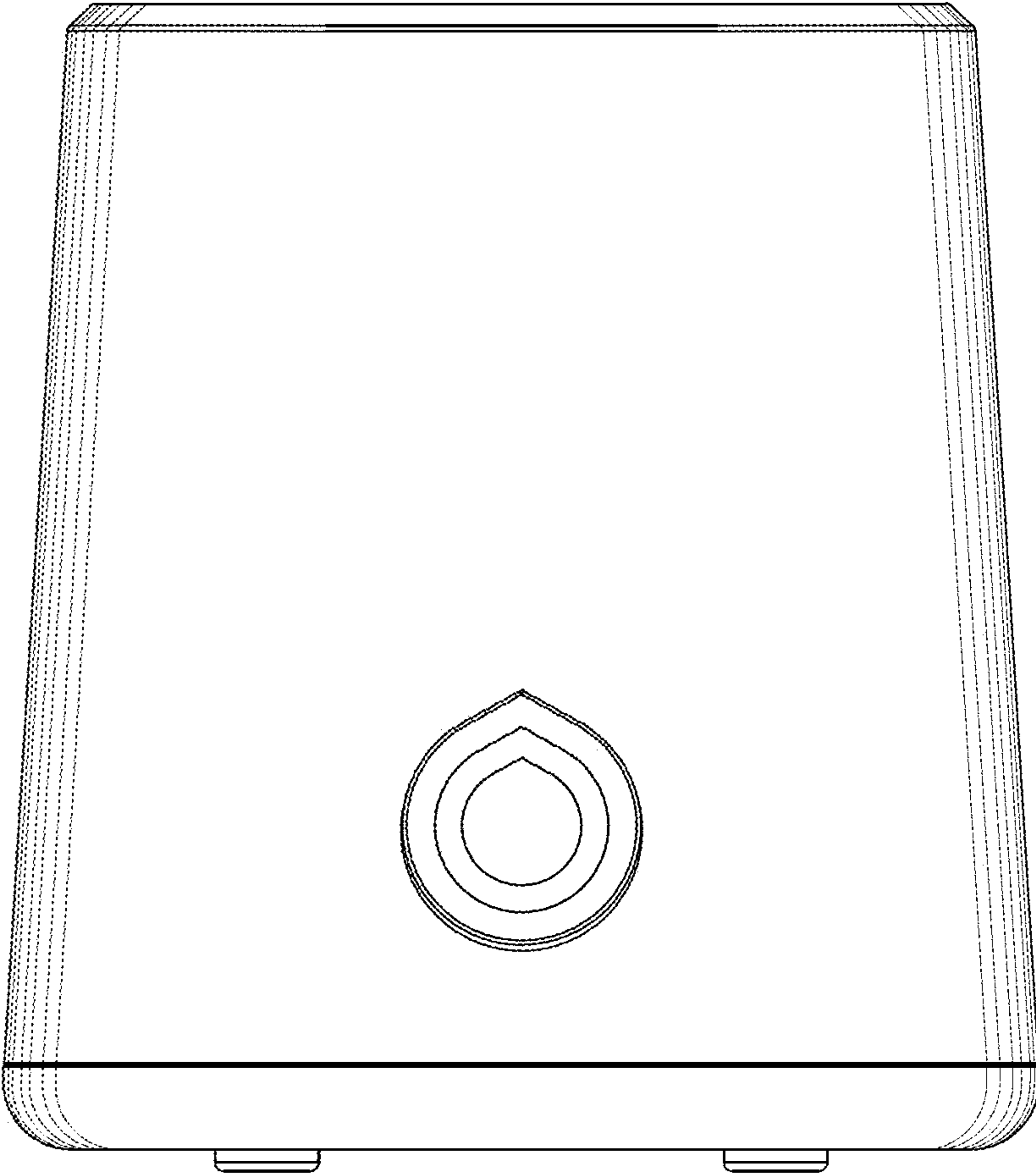


Fig. 6

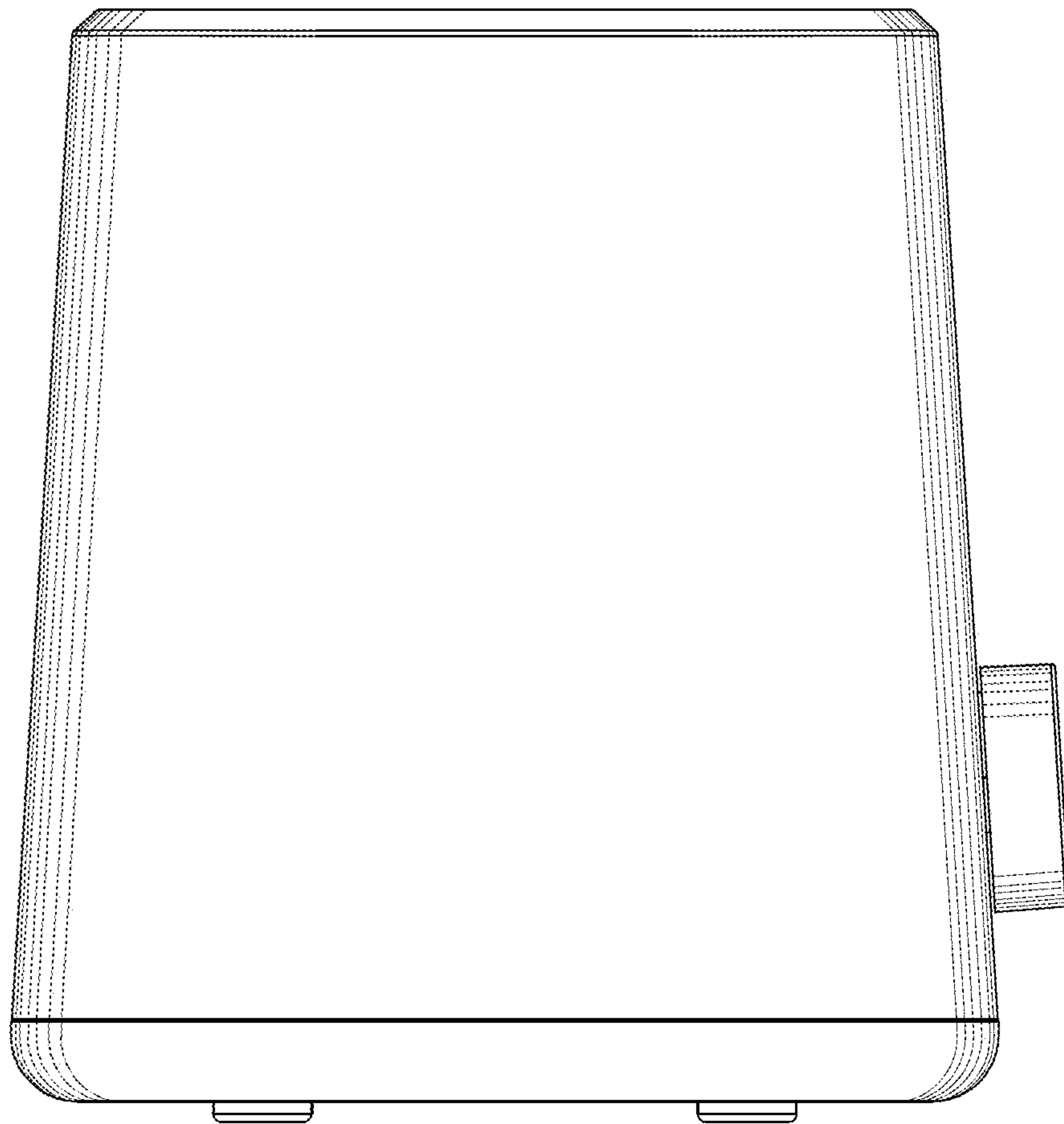


Fig. 7