



US00D897744S

(12) **United States Design Patent** (10) **Patent No.:** **US D897,744 S**
Silver et al. (45) **Date of Patent:** **** Oct. 6, 2020**

(54) **CABINET**
(71) Applicant: **Safco Products Co.**, Minneapolis, MN (US)
(72) Inventors: **Eric Silver**, Minneapolis, MN (US);
Ashley Houck, Plymouth, MN (US);
Kaitlin Reese, Maple Grove, MN (US);
Cody Darwin, Minneapolis, MN (US)
(73) Assignee: **Safco Products Co.**, Minneapolis, MN (US)

D806,438 S * 1/2018 Johanson D6/559
D827,340 S * 9/2018 Volz D6/675.1
10,123,634 B2 * 11/2018 Volz A47F 5/116
D839,639 S * 2/2019 Nourie D6/672
D861,384 S * 10/2019 Crutcher D6/661
D874,854 S * 2/2020 Gelman D6/672

(**) Term: **15 Years**

(21) Appl. No.: **29/696,419**

(22) Filed: **Jun. 27, 2019**

(51) **LOC (12) Cl.** **06-06**

(52) **U.S. Cl.**
USPC **D6/675**

(58) **Field of Classification Search**
USPC D6/641, 653, 657, 662, 675, 675.1, 682
CPC A47B 43/00; A47B 47/00; A47B 45/00;
A47B 47/0091; A47B 55/00; A47B
67/00; A47B 67/02; A47B 67/04; A61B
50/10; A61B 42/40
See application file for complete search history.

(56) **References Cited**

U.S. PATENT DOCUMENTS

D386,870 S * 11/1997 Halvorson, Jr. D34/21
D496,544 S * 9/2004 Bosman D6/675.1
D543,723 S * 6/2007 Brown D34/19
D710,636 S * 8/2014 Lim D6/703
D719,380 S * 12/2014 Ward D6/675.1
D731,037 S * 6/2015 Ouyang D23/286
D748,416 S * 2/2016 Meissner D6/675.1
D801,291 S * 10/2017 Gerber D13/184
D806,324 S * 12/2017 Lewis D30/108

OTHER PUBLICATIONS

Pointhouse TATA 1, Retrieved from the Internet <<https://www.hospitalityfurniture.net.au/product/tata-1/>> on Jul. 18, 2019, and believed to be publicly available more than a year prior to the filing date of the instant application.

(Continued)

Primary Examiner — Kelley A Donnelly

(74) *Attorney, Agent, or Firm* — Fredrikson & Byron, P.A.

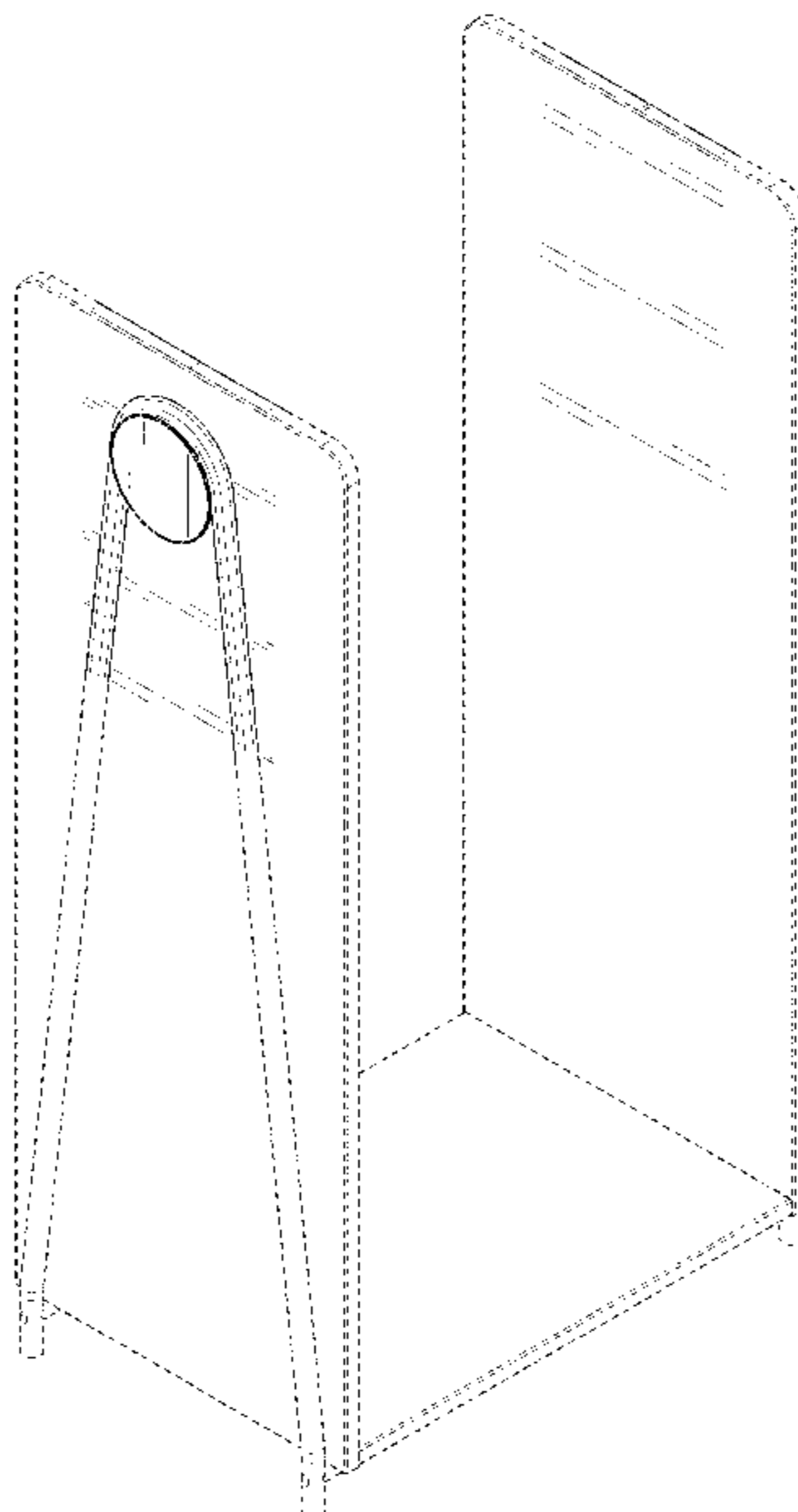
(57) **CLAIM**

Applicant claims the ornamental design for a cabinet, as shown and described.

DESCRIPTION

FIG. 1 is a front upper perspective view of a cabinet of Applicant's design;
FIG. 2 is a front elevational view thereof;
FIG. 3 is a rear elevational view thereof;
FIG. 4 is a first side elevational view thereof;
FIG. 5 is a second side elevational view thereof, the second side elevational view being opposite the first side elevational view;
FIG. 6 is a top elevational view thereof; and,
FIG. 7 is a bottom plan view thereof.
Where included, broken lines showing environment or structure are for illustrative purposes only and form no part of the claimed design.

1 Claim, 7 Drawing Sheets



(56)

References Cited

OTHER PUBLICATIONS

Tata Young Chair, Retrieved from the Internet <<https://www.pointhouse.it/en/shop-en/chairs/tata-young-en.html>> on Jul. 18, 2019, and believed to be publicly available more than one year prior to the filing date of the instant application.

Tata Bar Stool by Pointhouse 3D model, Retrieved from the Internet <<https://www.cgtrader.com/3d-models/furniture/chair/tata-bar-stool-by-pointhouse>> on Jul. 18, 2019, and believed to be publicly available more than one year prior to the filing date of the instant application.

Pointhouse TATA Technopolymer chair 3D model, Retrieved from the Internet <<https://www.cgtrader.com/3d-models/furniture/chair/pointhouse-tata-technopolymer-chair>> on Jul. 18, 2019, and believed to be publicly available more than one year prior to the filing date of the instant application.

* cited by examiner

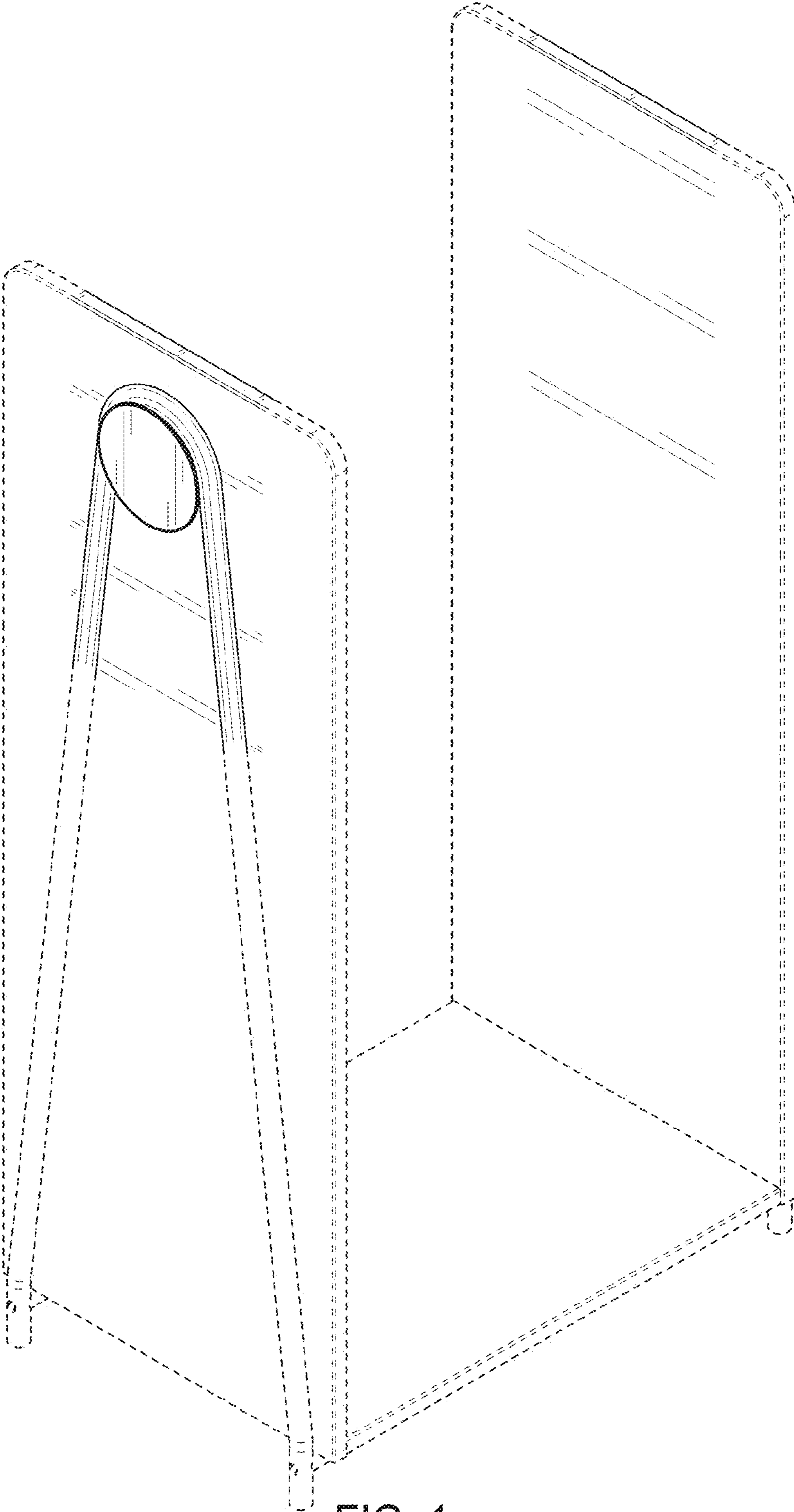


FIG. 1




FIG. 2




FIG. 3

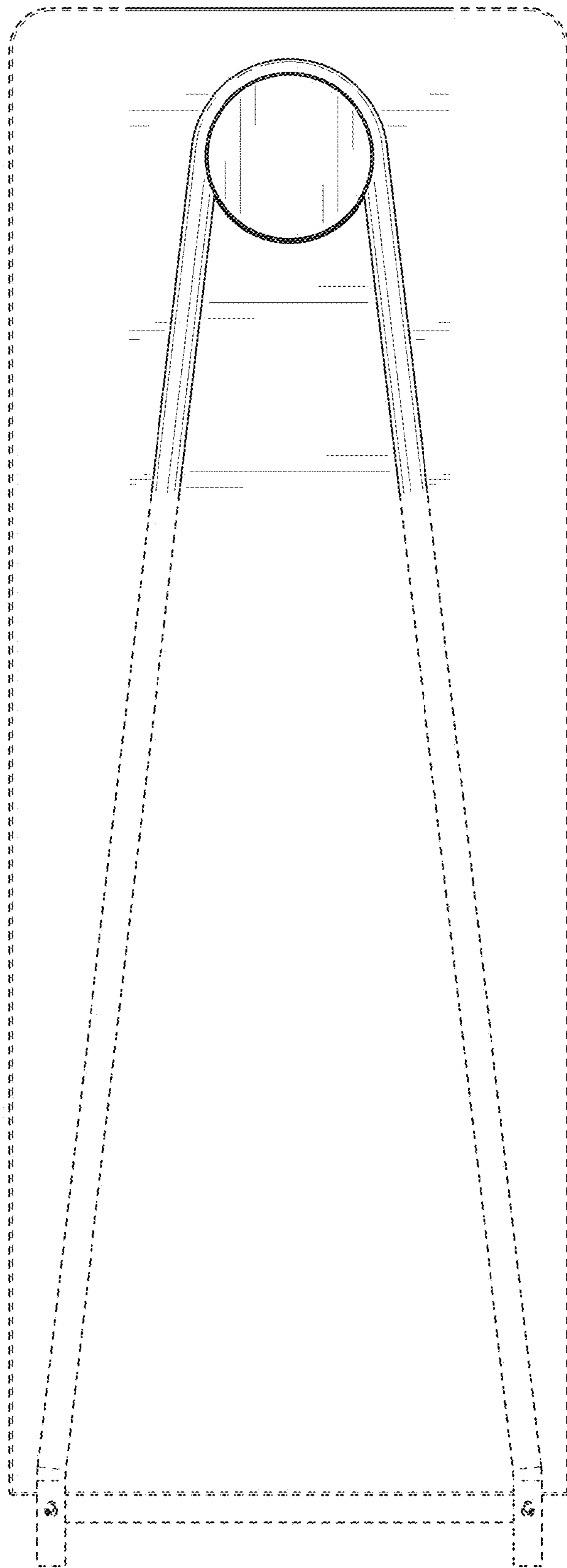


FIG. 4

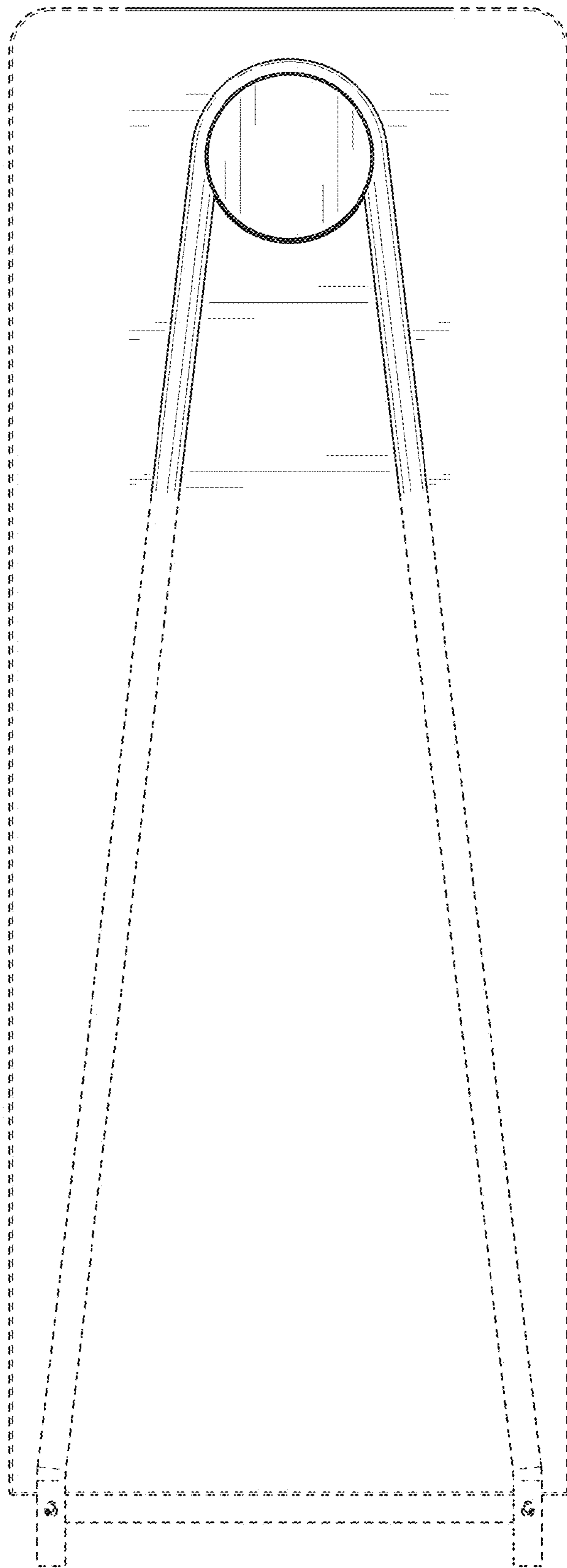


FIG. 5



FIG. 6




FIG. 7