

US00D897738S

(12) **United States Design Patent** (10) **Patent No.:** **US D897,738 S**  
**Moule** (45) **Date of Patent:** **\*\* \*Oct. 6, 2020**

(54) **COMBINATION BED SHEET AND PILLOWCASE**

(71) Applicant: **Joseph Moule**, Orange, CT (US)

(72) Inventor: **Joseph Moule**, Orange, CT (US)

(\* ) Notice: This patent is subject to a terminal disclaimer.

(\*\*) Term: **15 Years**

(21) Appl. No.: **29/690,254**

(22) Filed: **May 7, 2019**

(51) **LOC (12) Cl.** ..... **06-13**

(52) **U.S. Cl.**  
USPC ..... **D6/602; D6/601**

(58) **Field of Classification Search**  
USPC ..... D6/382, 595, 601-605, 606, 607  
CPC ..... A47C 23/00; A47C 23/06; A47C 23/061;  
A47C 23/062; A47C 23/66; A47C  
23/067; A47C 23/068; A47C 19/02  
See application file for complete search history.

(56) **References Cited**

**U.S. PATENT DOCUMENTS**

2,264,471	A *	12/1941	Glenn	.....	A47G 9/062
					5/419
2,462,780	A *	2/1949	Schiller	.....	A47G 9/02
					5/485
3,148,388	A	9/1964	Espersen		
3,689,947	A *	9/1972	Wolf	.....	A47G 9/1045
					5/419
4,014,055	A	3/1977	Torres		
4,231,125	A *	11/1980	Tittl	.....	A47G 9/062
					5/419
D313,721	S *	1/1991	Parker	.....	D6/605
D383,634	S *	9/1997	Selph	.....	D6/596

5,996,147	A	12/1999	Trimble		
6,845,532	B1 *	1/2005	Rosenblum	.....	A47C 27/008
					40/661
D688,442	S *	8/2013	Lesinski	.....	D2/719
D708,868	S *	7/2014	Willoughby	.....	D6/602
D787,235	S *	5/2017	Chiang	.....	D6/608
D793,771	S	8/2017	Shea		
9,924,812	B1	3/2018	Kennedy		
D833,776	S *	11/2018	Casserly	.....	D6/603
D850,819	S *	6/2019	Lloyd-Caldwell	.....	D6/603
2004/0107500	A1 *	6/2004	Pigg	.....	A47G 9/086
					5/413 R
2009/0077746	A1	3/2009	Wilson		

**FOREIGN PATENT DOCUMENTS**

FR 2800255 5/2001

\* cited by examiner

*Primary Examiner* — Jennifer L Rempfer

(57) **CLAIM**

I claim the ornamental design for a combination bed sheet and pillowcase, as shown and described.

**DESCRIPTION**

FIG. 1 is a top view of the combination bed sheet and pillowcase.

FIG. 2 is a bottom view of the claimed design.

FIG. 3 is a left side view of the claimed design.

FIG. 4 is a right side view of the claimed design.

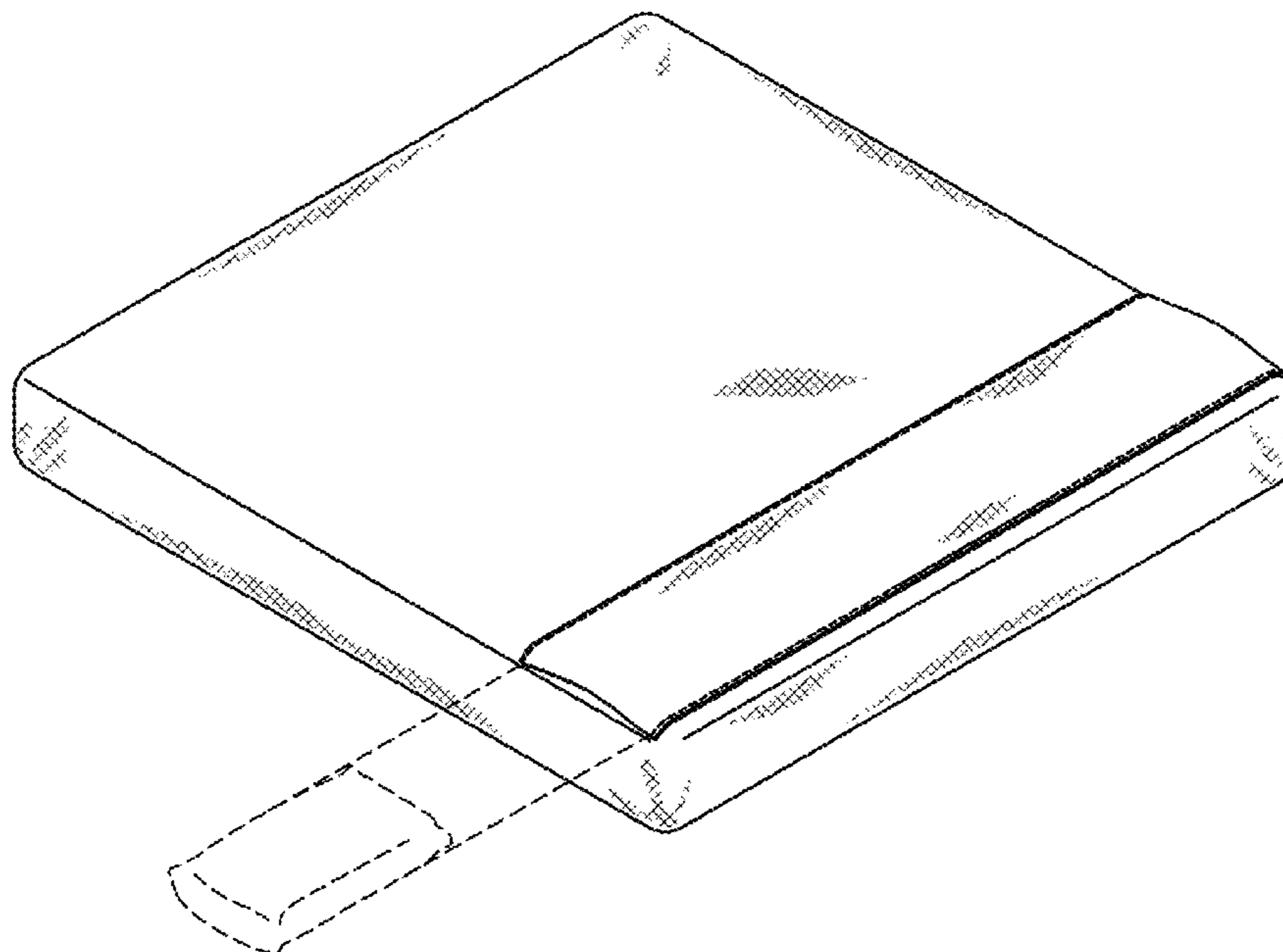
FIG. 5 is a front view of the claimed design.

FIG. 6 is a rear view of the claimed design; and,

FIG. 7 is a perspective view of the claimed design.

The long dash broken lines in FIG. 7 represent environmental subject matter showing claim in use and form not part of the claim. The short dot-dot broken lines represent claimed stitching.

**1 Claim, 4 Drawing Sheets**






FIG. 1

FIG. 3





FIG. 2






FIG. 4

FIG. 5





FIG. 6



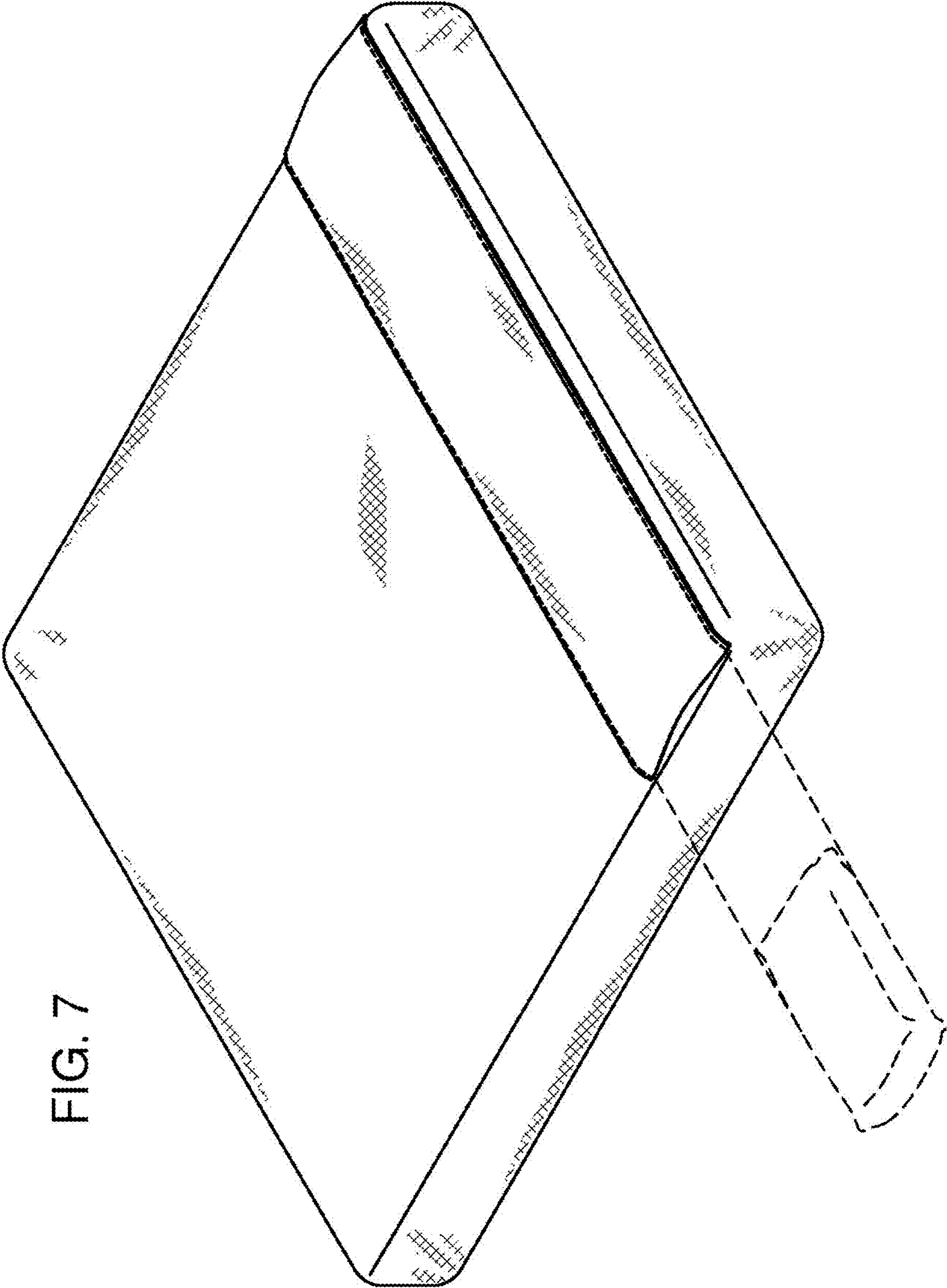


FIG. 7