



US00D897724S

(12) **United States Design Patent** (10) **Patent No.:** **US D897,724 S**
Garland (45) **Date of Patent:** **** Oct. 6, 2020**

(54) **TOWEL BAR**
(71) Applicant: **DELTA FAUCET COMPANY,**
Indianapolis, IN (US)
(72) Inventor: **Celine Kwok Garland,** Zionsville, IN
(US)
(73) Assignee: **DELTA FAUCET COMPANY,**
Indianapolis, IN (US)
(**) Term: **15 Years**
(21) Appl. No.: **29/687,368**
(22) Filed: **Apr. 12, 2019**
(51) **LOC (12) Cl.** **06-04**
(52) **U.S. Cl.**
USPC **D6/549**
(58) **Field of Classification Search**
USPC D6/546–550, 512–525; 211/13.1, 16,
211/85.5, 86.01, 87.01, 88.04, 100, 105.1,
211/105.2, 106, 113, 123, 181.1,
211/182–183; 248/49, 175, 176.1, 200,
248/201, 205.1, 251, 302, 309.1, 315;
242/570, 590, 595–598; D8/300,
D8/315–321, 354, 363, 373, 380;
108/28–29
CPC A47K 10/3836; A47K 10/38
See application file for complete search history.

D543,436 S * 5/2007 Ricereto D8/316
D554,972 S * 11/2007 Pezzetta D8/319
D569,704 S * 5/2008 Ricereto D8/315
D572,109 S * 7/2008 Busalt D8/316
D579,310 S * 10/2008 Suh D15/89
D588,172 S * 3/2009 Yang D15/89
D741,683 S * 10/2015 Park D8/319
D745,362 S * 12/2015 Grasselli D8/315
D749,393 S * 2/2016 Lee D15/89
D763,654 S * 8/2016 Chung D8/315
D764,890 S * 8/2016 Shoemaker D15/89
D771,408 S * 11/2016 Garland D6/549
D784,728 S * 4/2017 Eads D6/549
D793,200 S * 8/2017 Zyman Beer D8/315
D814,825 S * 4/2018 Ravassa D6/549
D856,074 S * 8/2019 Kim D7/402

(Continued)

OTHER PUBLICATIONS

Delta faucet website, Trillian 30" towel bar, Jun. 2, 2020, <https://www.deltafaucet.com/bathroom/product/74330> (Year: 2020).*

Primary Examiner — Nathan M Johnston
(74) *Attorney, Agent, or Firm* — Nirav D. Parikh; Edgar A. Zarins

(57) **CLAIM**

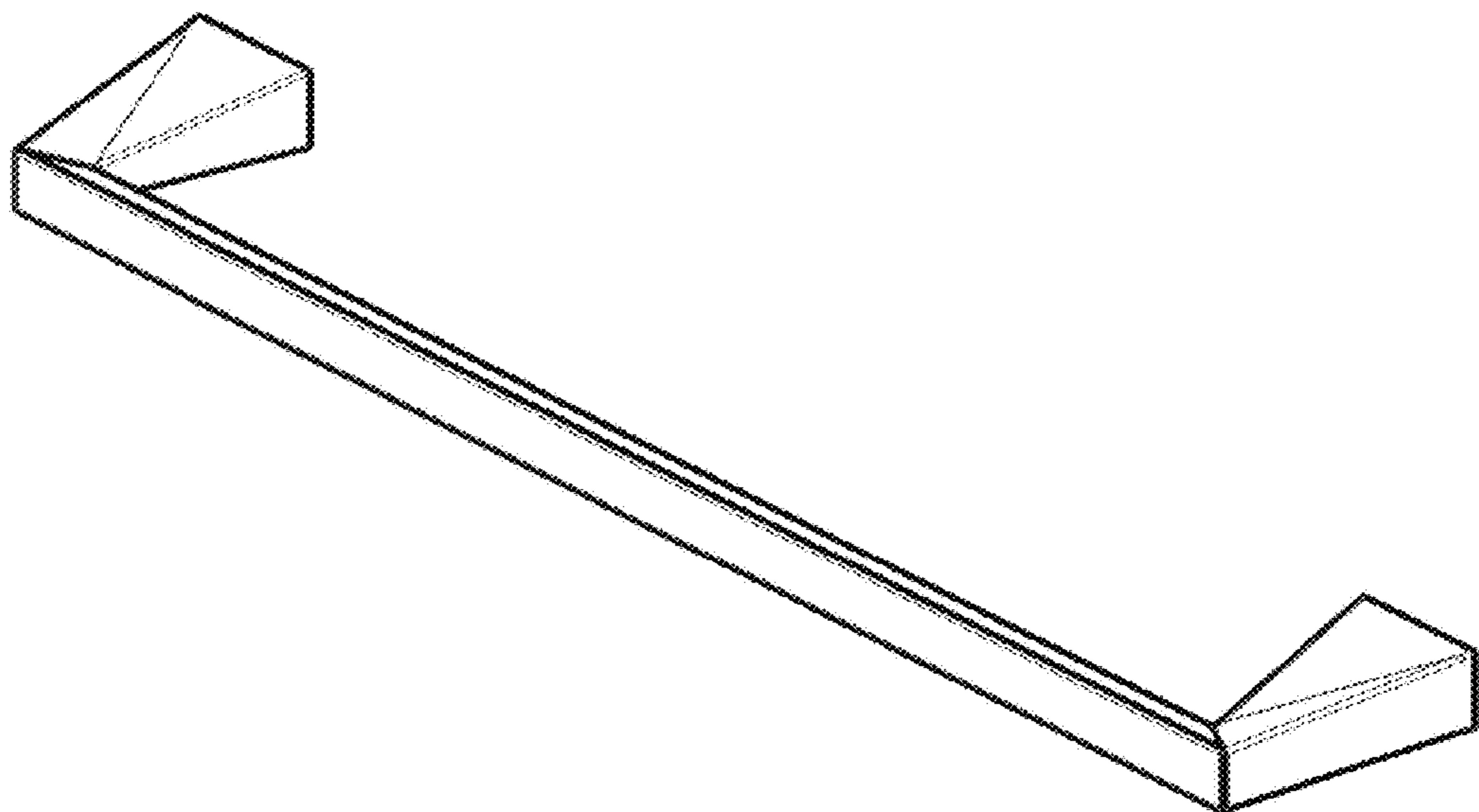
The ornamental design for a towel bar, as shown and described.

DESCRIPTION

FIG. 1 is a front perspective view of a towel bar showing my new design;
FIG. 2 is a rear perspective view thereof;
FIG. 3 is a front elevational view thereof;
FIG. 4 is a left side view thereof;
FIG. 5 is a rear view thereof;
FIG. 6 is a right side view thereof;
FIG. 7 is a top plan view thereof; and,
FIG. 8 is a bottom view thereof.

1 Claim, 4 Drawing Sheets

(56) **References Cited**
U.S. PATENT DOCUMENTS
D370,617 S * 6/1996 Decursu D8/316
D403,230 S * 12/1998 Ziemer D8/317
D439,091 S * 3/2001 Milrud D6/549
D449,215 S * 10/2001 Bertani D8/316
D455,034 S * 4/2002 Ou-Young D6/523
D466,734 S * 12/2002 Moore D6/523
D466,741 S * 12/2002 Moore D6/549
D513,694 S * 1/2006 Vitkauskas D8/300



(56)

References Cited

U.S. PATENT DOCUMENTS

D867,852 S * 11/2019 Chellappan D8/315
D879,582 S * 3/2020 Olson D8/316

* cited by examiner

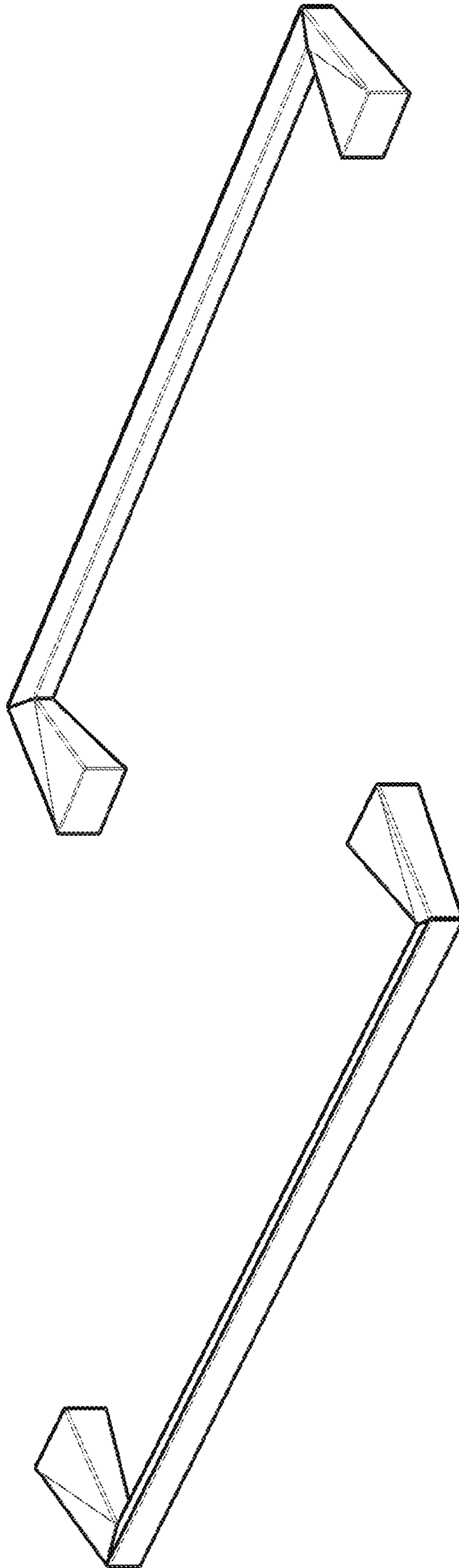


FIG - 2

FIG - 1




FIG - 4




FIG - 3




FIG - 6

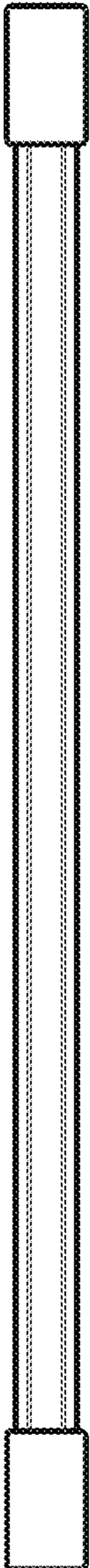


FIG - 5




FIG - 7




FIG - 8