



US00D897720S

(12) **United States Design Patent**
Roberti

(10) **Patent No.:** **US D897,720 S**
(45) **Date of Patent:** **** Oct. 6, 2020**

- (54) **BATHROOM DISPENSER**
- (71) Applicant: **CURVER LUXEMBOURG Sarl**,
Niedercom (LU)
- (72) Inventor: **Giuseppe Roberti**, Padua (IT)
- (73) Assignee: **CURVER LUXEMBOURG SARL**,
Niedercom (LU)
- (**) Term: **15 Years**
- (21) Appl. No.: **29/645,593**
- (22) Filed: **Apr. 27, 2018**

D235,510 S *	6/1975	Blat	D9/546
3,990,611 A *	11/1976	Sojka	A47K 5/1205
				222/135
D245,316 S *	8/1977	McConnell	D9/691
5,636,922 A *	6/1997	Clark	B05B 11/0005
				366/145
D426,093 S *	6/2000	Cayouette	D6/542
6,354,458 B1 *	3/2002	Policappelli	B65D 1/16
				220/669
D525,534 S *	7/2006	Snell	D6/542
7,134,577 B1 *	11/2006	Verma	B05B 11/0037
				222/321.9
D586,167 S *	2/2009	Trotzig	D6/542
D589,818 S *	4/2009	Veillet	D9/694
D596,042 S *	7/2009	Chen	D9/690
D604,174 S *	11/2009	Rica	D9/560

(Continued)

(30) **Foreign Application Priority Data**

- Feb. 1, 2018 (IL) 61591
- (51) **LOC (12) Cl.** **06-04**
- (52) **U.S. Cl.**
USPC **D6/542**; D9/690; D9/692
- (58) **Field of Classification Search**
USPC D9/682-694, 500-505, 517, 544-546,
D9/549, 551, 556, 564, 569, 444, 448;
D6/542
CPC A47K 5/12-1205; A47K 5/1211; B65D
1/40; B65D 23/0885; B65D 2203/00;
B65D 2501/0081; B05B 11/0037; B05B
11/0097; B05B 11/3043; B05B 11/3045
See application file for complete search history.

(56) **References Cited**

U.S. PATENT DOCUMENTS

D3,067 S *	6/1868	Whitney	D9/546
D96,408 S *	7/1935	Nester	D9/563
D96,543 S *	8/1935	Guyer	D9/563
D121,369 S *	7/1940	DuPree	D9/544
D124,861 S *	1/1941	Leach, Jr.	D9/550
3,335,902 A *	8/1967	Javorik	B65D 7/46
				220/673

FOREIGN PATENT DOCUMENTS

FR	3032187 A1 *	8/2016	A45D 34/02
WO	WO-2019201812 A1 *	10/2019	B65D 23/0885

Primary Examiner — Catherine A Tuttle

(74) *Attorney, Agent, or Firm* — Vorys, Sater, Seymour & Pease LLP; William Klima

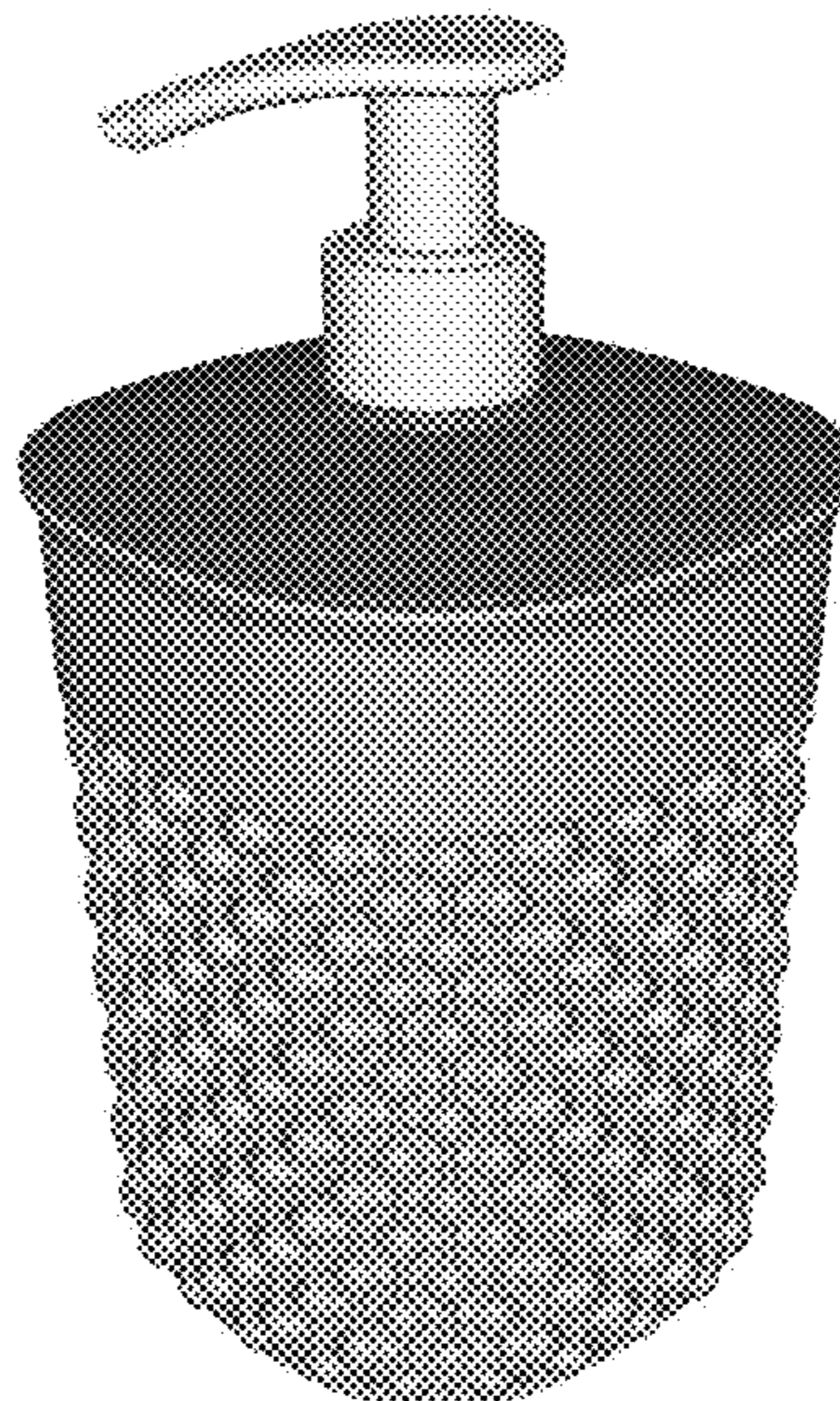
(57) **CLAIM**

The ornamental design for a bathroom dispenser, as shown and described.

DESCRIPTION

FIG. 1 is a perspective view of showing my new design for a bathroom dispenser
 FIG. 2 is a front elevational view thereof;
 FIG. 3 is a rear elevational view thereof;
 FIG. 4 is a right side elevational view thereof; the left side elevational view being a mirror image of FIG. 4;
 FIG. 5 is a top plan view thereof; and,
 FIG. 6 is a bottom plan view thereof.
 The parts delineated in dashed lines form no part of the claimed design.

1 Claim, 6 Drawing Sheets



(56)

References Cited

U.S. PATENT DOCUMENTS

D610,917 S * 3/2010 Ho D9/694
D635,808 S * 4/2011 DeBretton Gordon D6/542
D660,178 S * 5/2012 Chen D6/542
D714,654 S * 10/2014 Faillant Dumas D9/550
D721,901 S * 2/2015 Chen D6/542
D723,381 S * 3/2015 O'Donahue D9/682
D735,582 S * 8/2015 Tivelli D9/560
9,150,331 B2 * 10/2015 Kisela B65D 23/08
D784,150 S * 4/2017 Dumas D9/454
D883,709 S * 5/2020 Horiuchi D6/542
2001/0035429 A1 * 11/2001 Colquhoun B05B 11/0005
222/93
2005/0218159 A1 * 10/2005 Hoour B65D 25/205
222/321.7

* cited by examiner

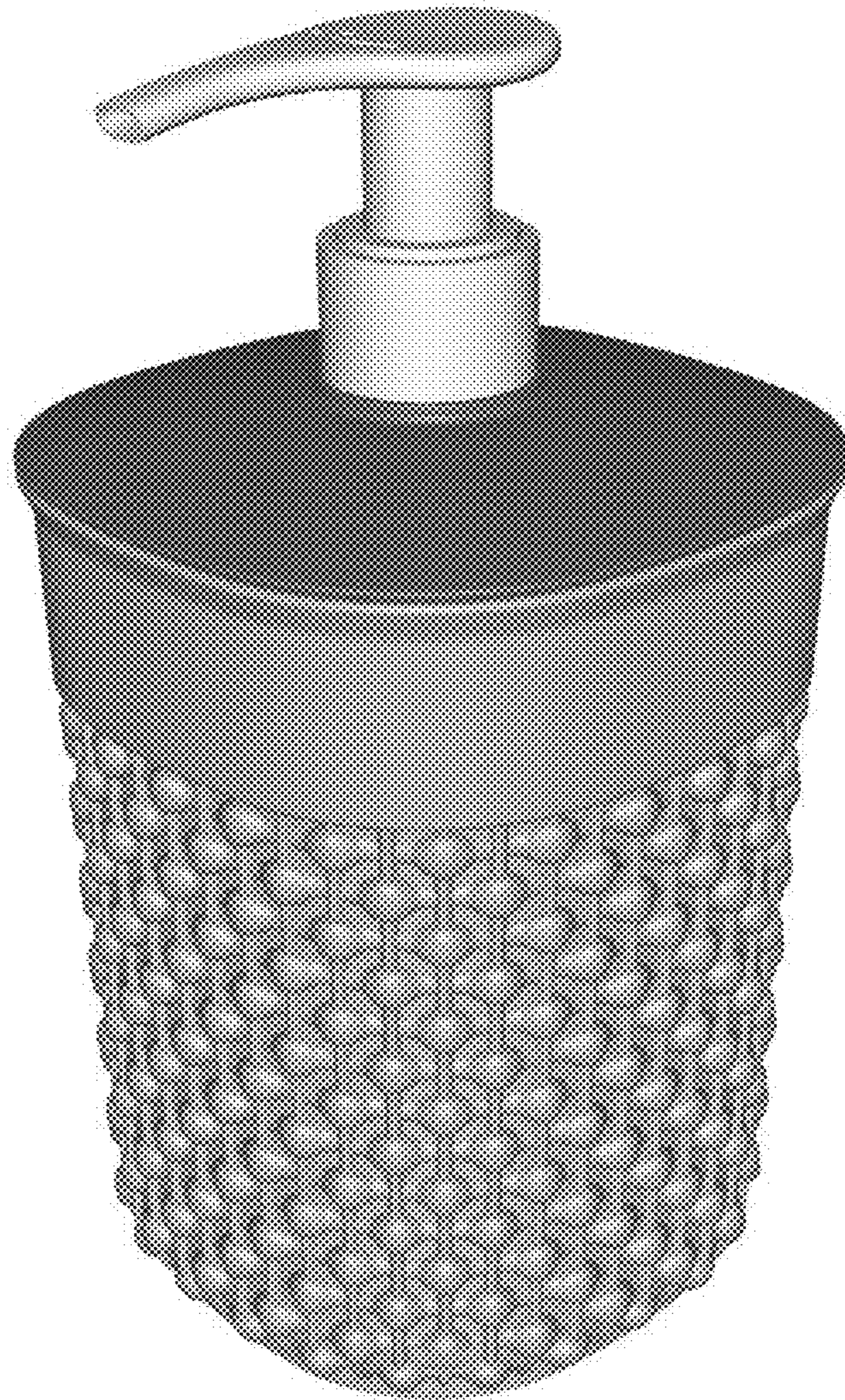


Fig. 1

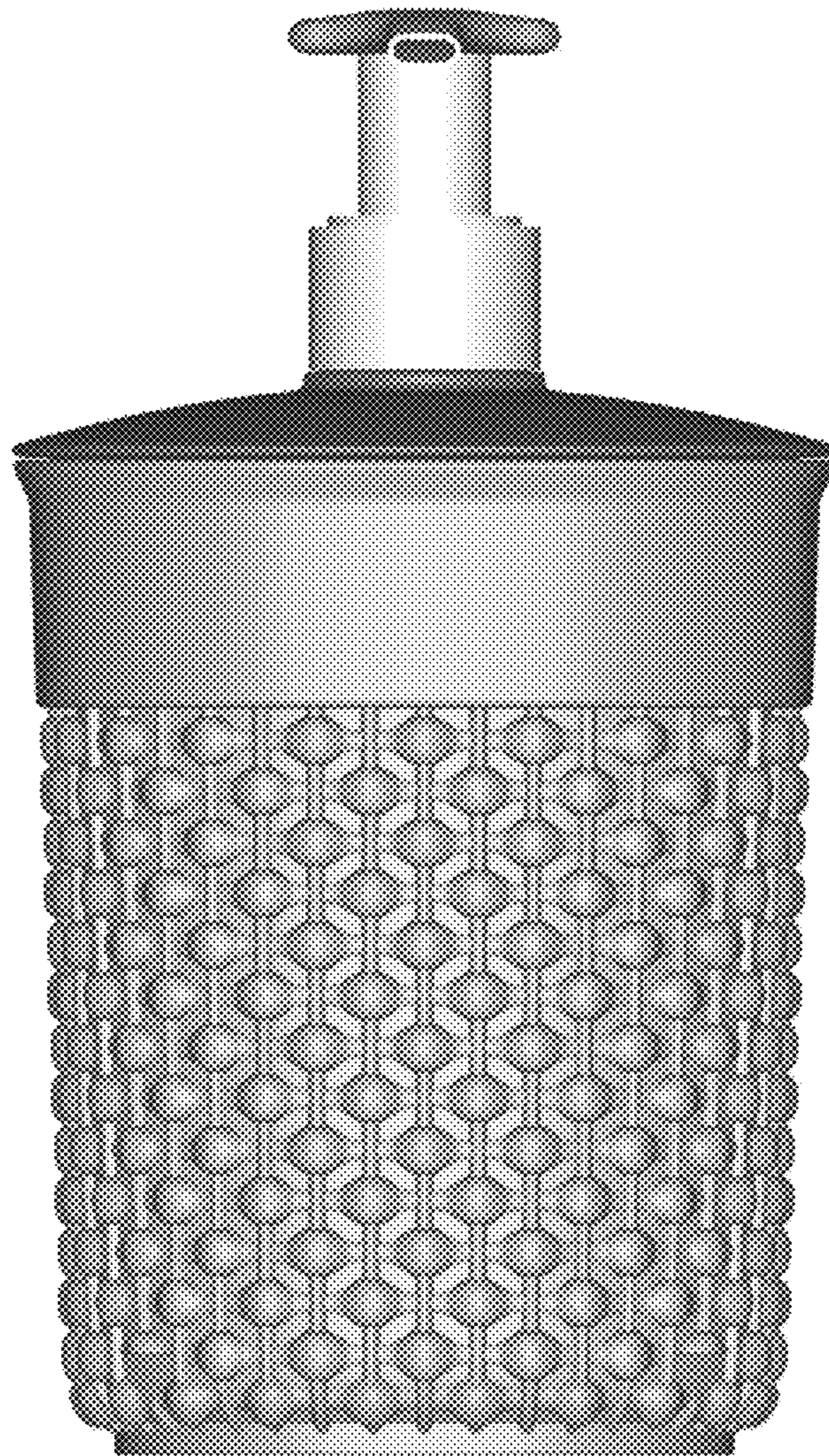


Fig. 2

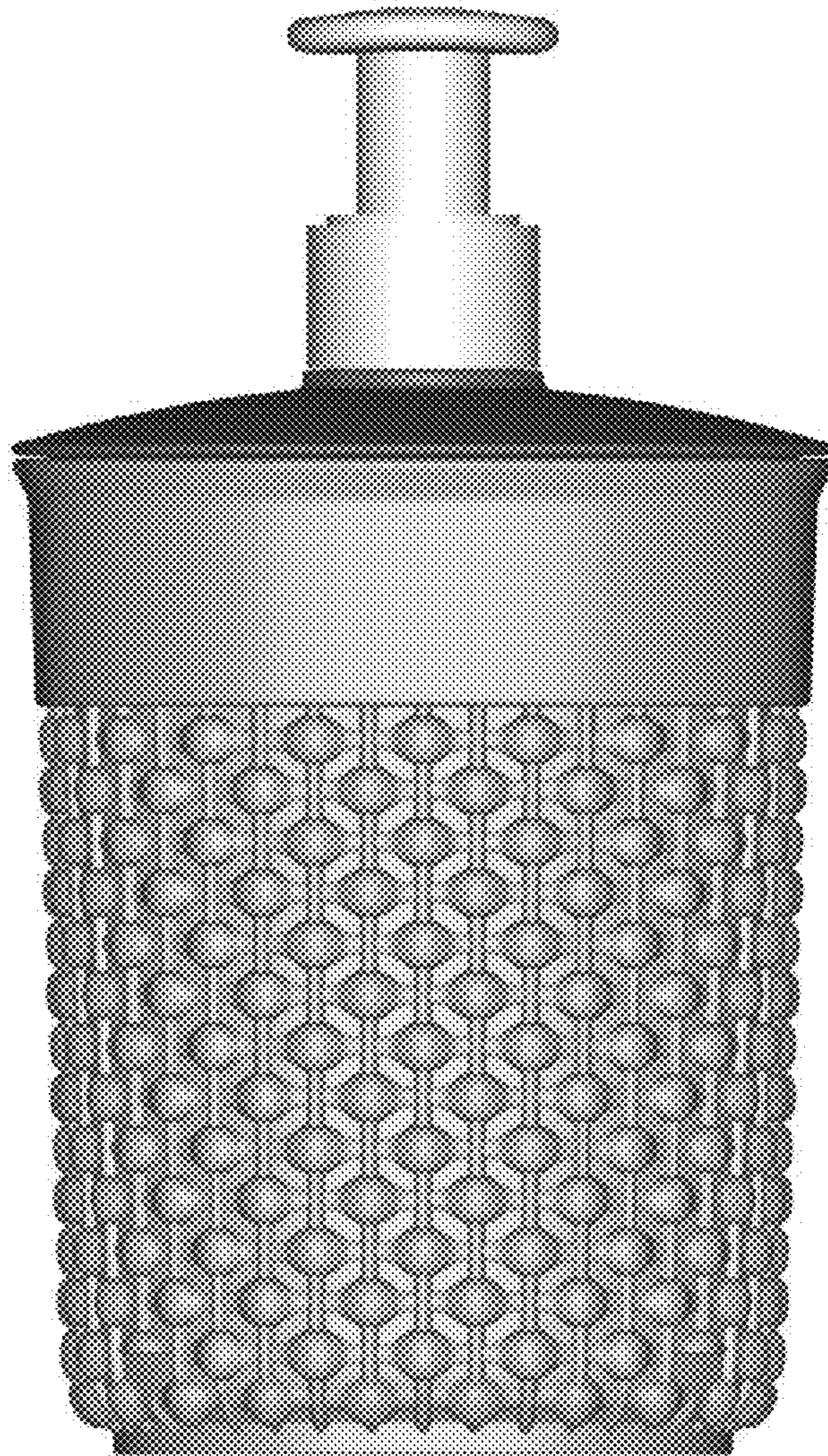


Fig. 3

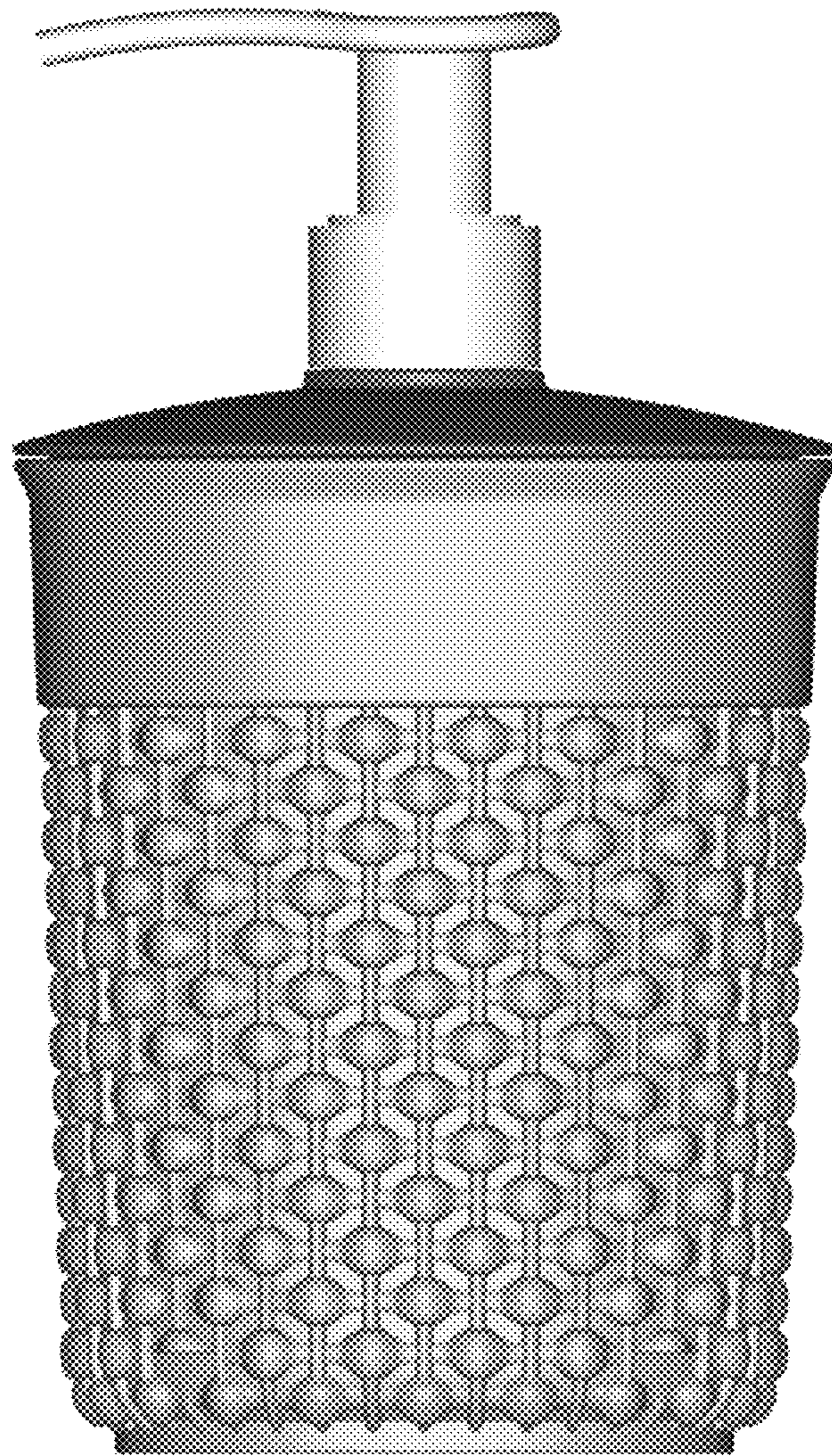


Fig. 4




Fig. 5




Fig. 6