



US00D897716S

(12) **United States Design Patent**  
**Carme et al.**

(10) **Patent No.:** **US D897,716 S**  
(45) **Date of Patent:** **\*\* Oct. 6, 2020**

- (54) **BED**
- (71) Applicant: **Inter IKEA Systems B.V.**, LN Delft (NL)
- (72) Inventors: **Anna Carme**, Malmö (SE);  
**Lina-Marie Köppen**, Malmö (SE)
- (73) Assignee: **INTER IKEA SYSTEMS B.V.**, Delft (NL)
- (\*\*) Term: **15 Years**
- (21) Appl. No.: **29/743,022**
- (22) Filed: **Jul. 17, 2020**

**Related U.S. Application Data**

- (62) Division of application No. 29/694,909, filed on Jun. 14, 2019.

(30) **Foreign Application Priority Data**

Mar. 15, 2019 (EM) ..... 006306965

- (51) **LOC (12) Cl.** ..... **06-02**

- (52) **U.S. Cl.**  
USPC ..... **D6/383**

- (58) **Field of Classification Search**  
USPC ..... D6/382–384, 390–392; D21/520  
CPC ..... A47C 19/20; A47C 19/202; A47C 19/205;  
A47C 19/207; A47C 19/22; A47D 7/00;  
A47D 7/005; A47D 7/007  
See application file for complete search history.

(56) **References Cited**

**U.S. PATENT DOCUMENTS**

- 2,953,792 A \* 9/1960 Fleischer ..... A47C 17/50  
5/9.1
- D282,029 S \* 1/1986 Ells ..... D6/382

- D333,048 S \* 2/1993 deBlois ..... A47C 19/20  
D6/384
- 5,768,722 A \* 6/1998 Olson ..... A47C 19/20  
135/119
- D623,432 S \* 9/2010 Porter ..... A47C 19/20  
D6/383
- D653,872 S \* 2/2012 Chen ..... A47C 19/205  
D6/384
- D831,371 S \* 10/2018 Long ..... A47C 19/20  
D6/383
- 2002/0189012 A1 \* 12/2002 Connell ..... A47C 19/20  
5/9.1
- 2005/0050633 A1 \* 3/2005 Rogers ..... A47C 19/20  
5/9.1
- 2006/0162065 A1 \* 7/2006 Glattstein ..... A47C 19/20  
5/2.1
- 2010/0180379 A1 \* 7/2010 Leng ..... A47C 19/20  
5/425
- 2017/0245650 A1 \* 8/2017 Leng ..... A47C 19/20

\* cited by examiner

*Primary Examiner* — Cathron C Brooks

(74) *Attorney, Agent, or Firm* — Tucker Ellis LLP

(57) **CLAIM**

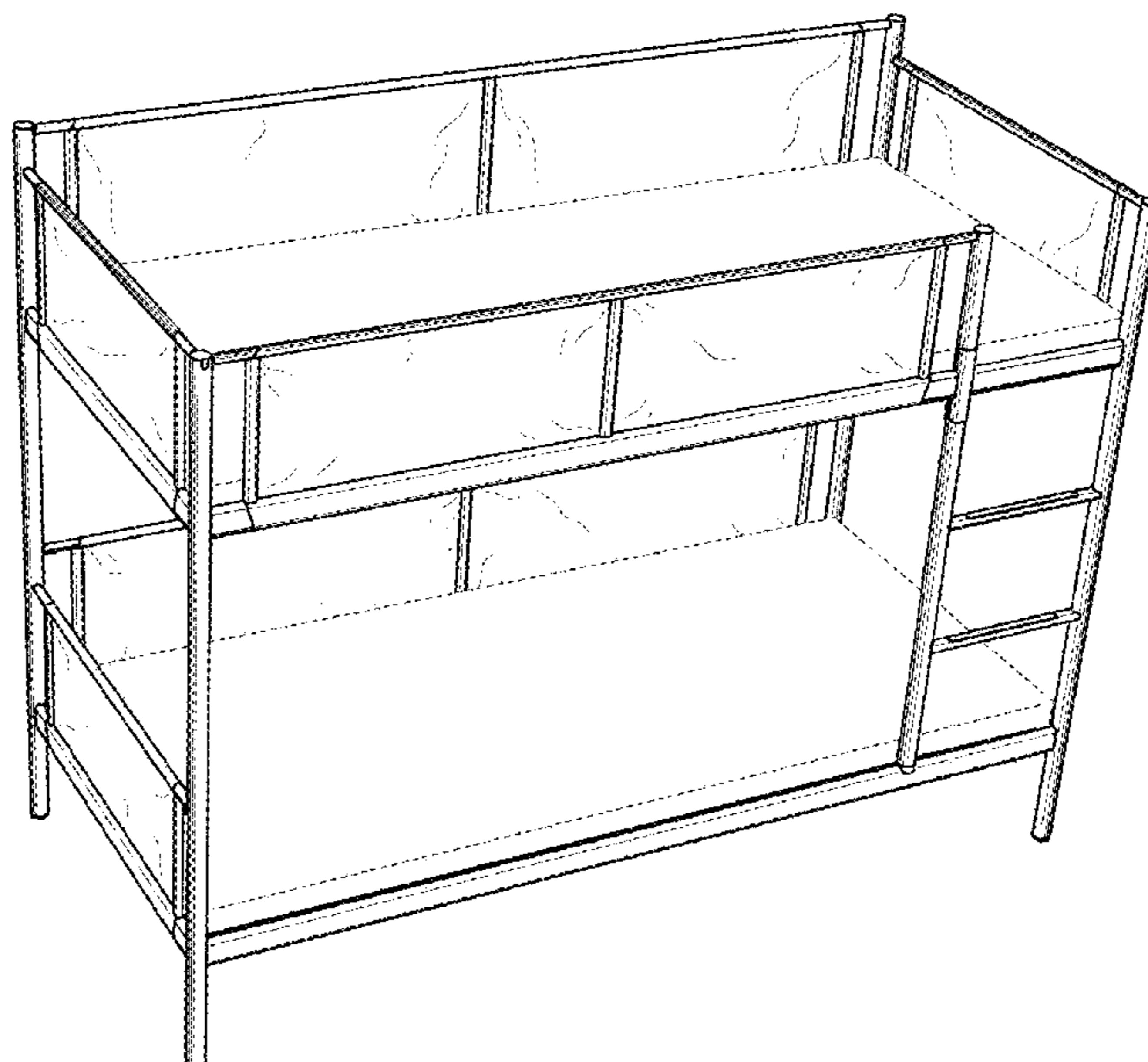
The ornamental design for a bed, as shown and described.

**DESCRIPTION**

FIG. 1 is a front-right-top perspective view of a bed showing our new design;  
 FIG. 2 is front view thereof;  
 FIG. 3 is a rear view thereof;  
 FIG. 4 is a left side view thereof;  
 FIG. 5 is a right side view thereof;  
 FIG. 6 is a top view thereof; and,  
 FIG. 7 is a bottom view thereof.

The broken lines are for the purpose of illustrating environmental features for the bed and form no part of the claimed design.

**1 Claim, 6 Drawing Sheets**






FIG. 1

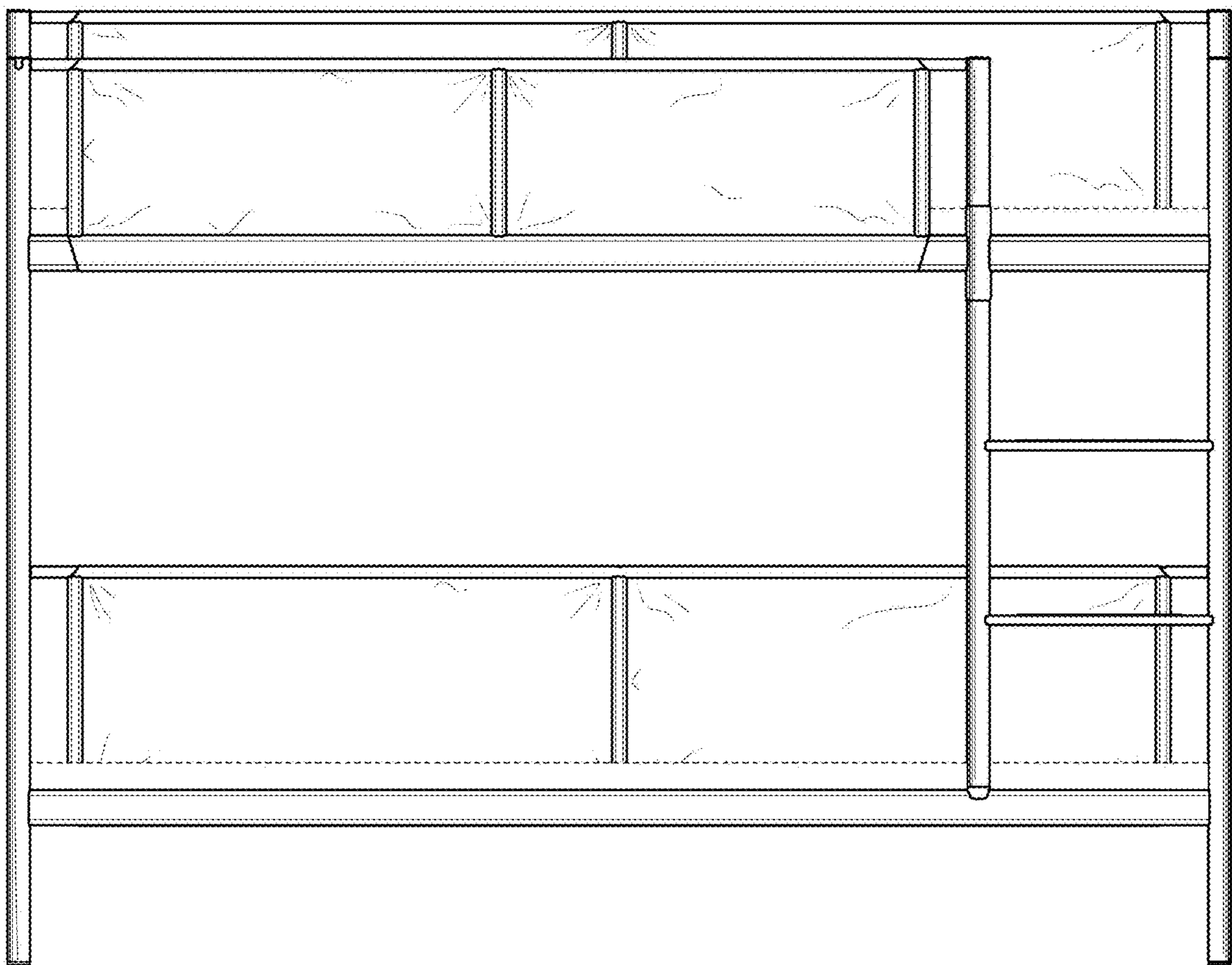


FIG. 2




FIG. 3




FIG. 4




FIG. 5




FIG. 6




FIG. 7