



US00D897682S

(12) **United States Design Patent** (10) **Patent No.:** **US D897,682 S**
Chiu et al. (45) **Date of Patent:** **** Oct. 6, 2020**

(54) **BACKPACK FLAP WITH STRAP**

FOREIGN PATENT DOCUMENTS

(71) Applicant: **10741841 CANADA INC**, Toronto (CA)

KR 20160063756 11/2017

Primary Examiner — Charles D Hanson

(72) Inventors: **Keith Chiu**, Markham (CA); **Philip Lee**, Toronto (CA)

(74) *Attorney, Agent, or Firm* — Tatonetti IP

(73) Assignee: **10741841 CANADA INC**, Toronto (CA)

(57) **CLAIM**

We claim the ornamental design for a backpack flap with strap, as shown and described.

(**) Term: **15 Years**

DESCRIPTION

(21) Appl. No.: **29/725,796**

This non-provisional design application hereby incorporates by reference the entire disclosure of U.S. non-provisional utility application Ser. No. 16/802,912, filed contemporaneously herewith, entitled Backpack that Employs a Strap Fastener to Secure Utensils in Place.

(22) Filed: **Feb. 27, 2020**

(51) **LOC (12) Cl.** **03-03**

(52) **U.S. Cl.**

USPC **D3/315**

(58) **Field of Classification Search**

USPC D3/315, 316, 206
CPC . B25H 3/00; B25H 3/02; B25H 3/003; B25H 3/023; B25H 3/028; B25H 3/06; B25H 3/021; B25H 1/04; B25H 1/12; A45C 11/34; A45C 11/36

See application file for complete search history.

FIG. 1 is a perspective view of the backpack flap with strap showing environmental features that include knives secured in place with pouches and a strap fastener;
FIG. 2 is a front side view thereof;
FIG. 3 is a rear side view thereof;
FIG. 4 is a left side view thereof;
FIG. 5 is a right side view thereof;
FIG. 6 is a top side view thereof;
FIG. 7 is a bottom side view thereof;
FIG. 8 is a perspective view thereof, which shows the strap fastener partially lifted from the base fastener;
FIG. 9 is a perspective view of an exemplary outer backpack which may be used for the backpack flap with strap;
FIG. 10 is a perspective view of the exemplary backpack in a partially opened state; and,
FIG. 11 is a perspective view of the backpack in a fully opened state of which the backpack flap with strap is a part. Broken lines, such as those representing other compartments and the outer backpack as a whole, are environmental only and form no part of the claimed design. The broken lines on the pouches shown in FIGS. 1, 2, 4, 5, 8, and 11 represent stitching and form part of the claimed design.

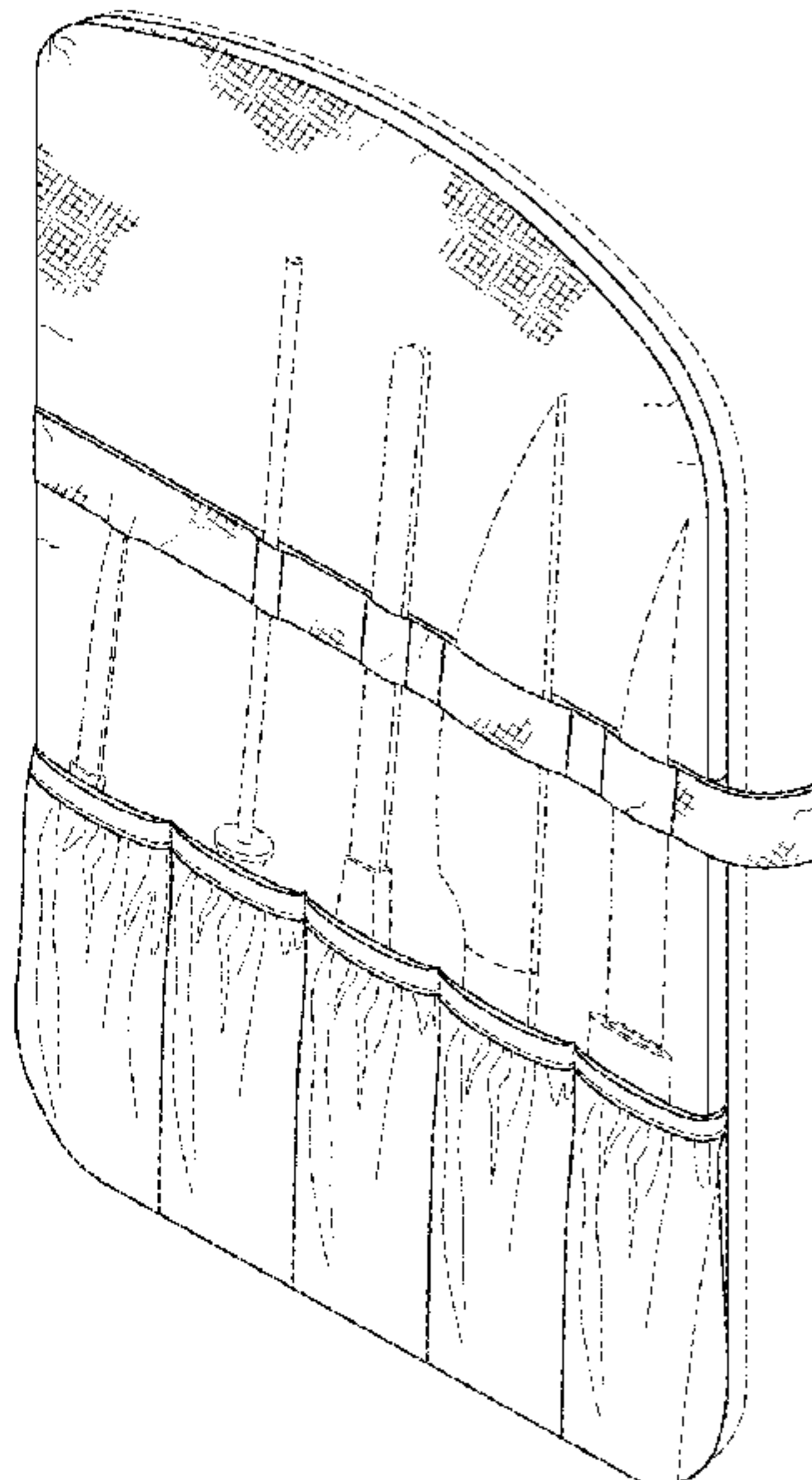
(56) **References Cited**

U.S. PATENT DOCUMENTS

5,489,021 A	2/1996	Wallingford	
5,971,101 A *	10/1999	Taggart	E06C 7/14
			182/129
7,934,596 B1 *	5/2011	Aycock	B43K 23/001
			206/45.24
D664,357 S *	7/2012	Kinsky	D3/315
8,662,300 B1 *	3/2014	Arena	B25H 3/00
			206/373
D812,897 S	3/2018	Cheung et al.	

(Continued)

1 Claim, 9 Drawing Sheets



(56)

References Cited

U.S. PATENT DOCUMENTS

D816,339	S *	5/2018	Giamanco	D3/315
D825,177	S	8/2018	Pang	
2003/0227148	A1 *	12/2003	Shipman	B25H 3/04 280/47.34
2007/0039986	A1 *	2/2007	Tomasi	B62B 1/20 224/401
2011/0147428	A1	6/2011	Crawford et al.	
2013/0032501	A1	2/2013	Williams	
2014/0283631	A1 *	9/2014	Guirlinger	A45F 5/021 73/865.8
2017/0095048	A1	4/2017	Kohn et al.	

* cited by examiner

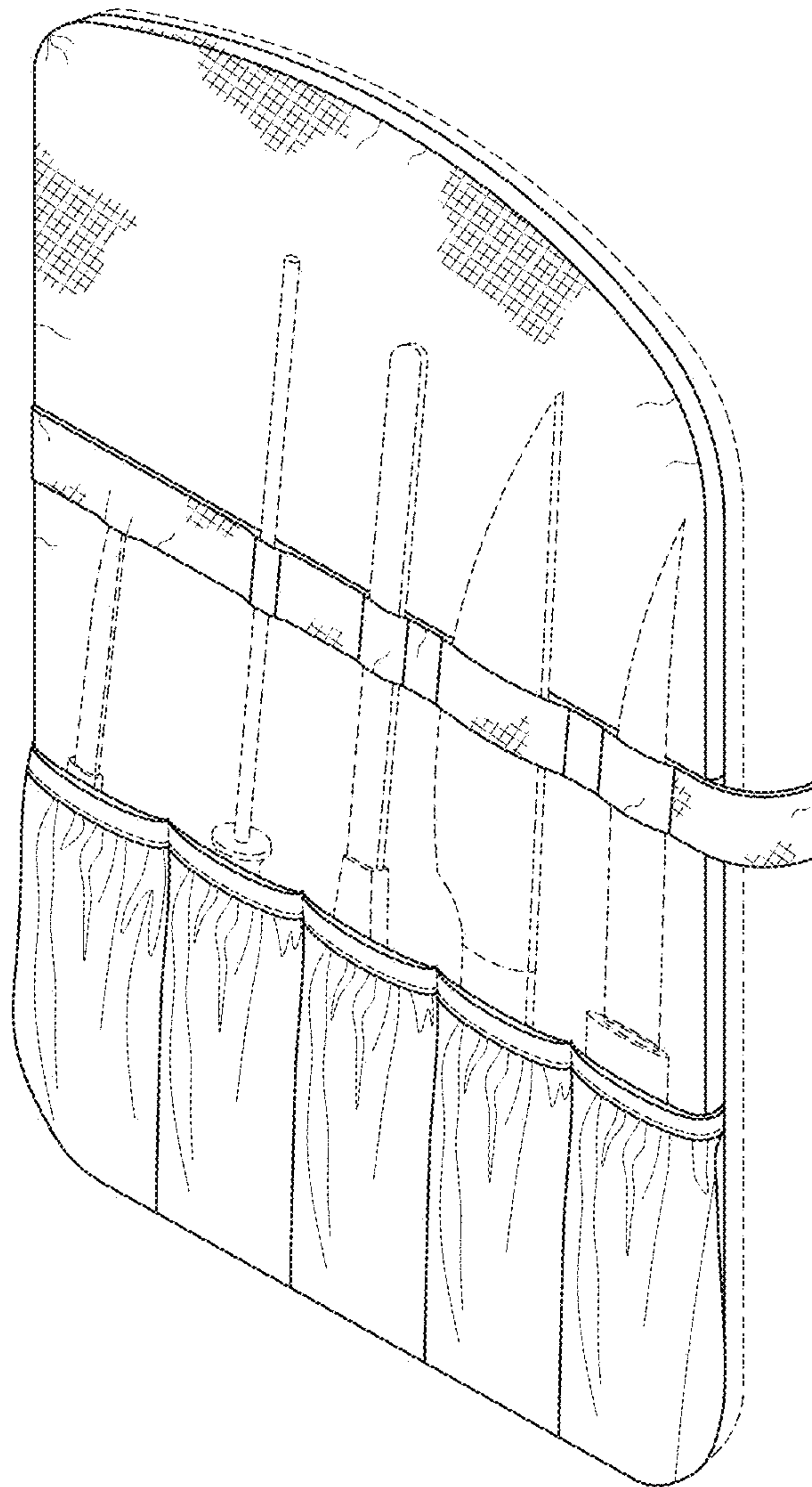


FIG. 1

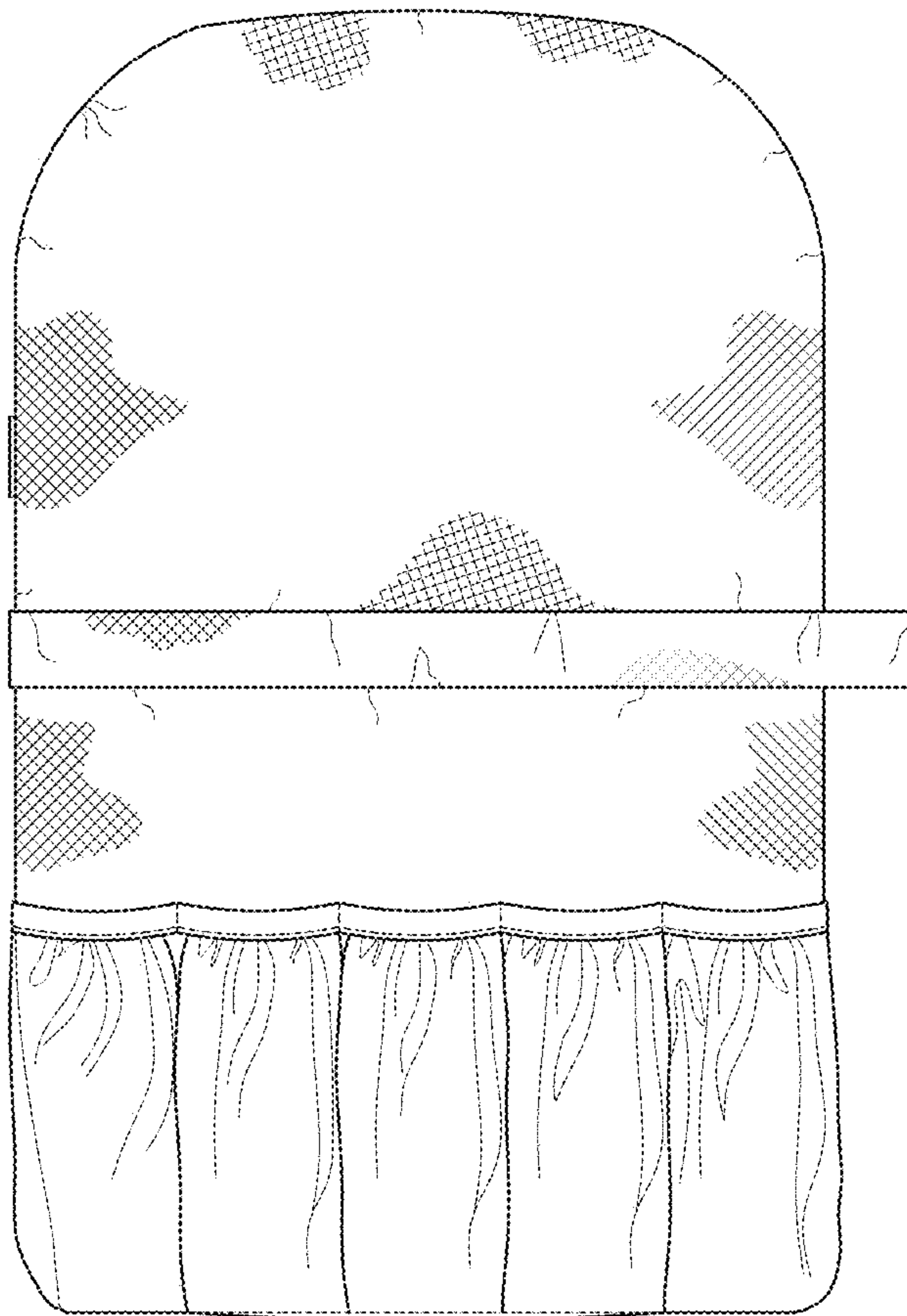


FIG. 2

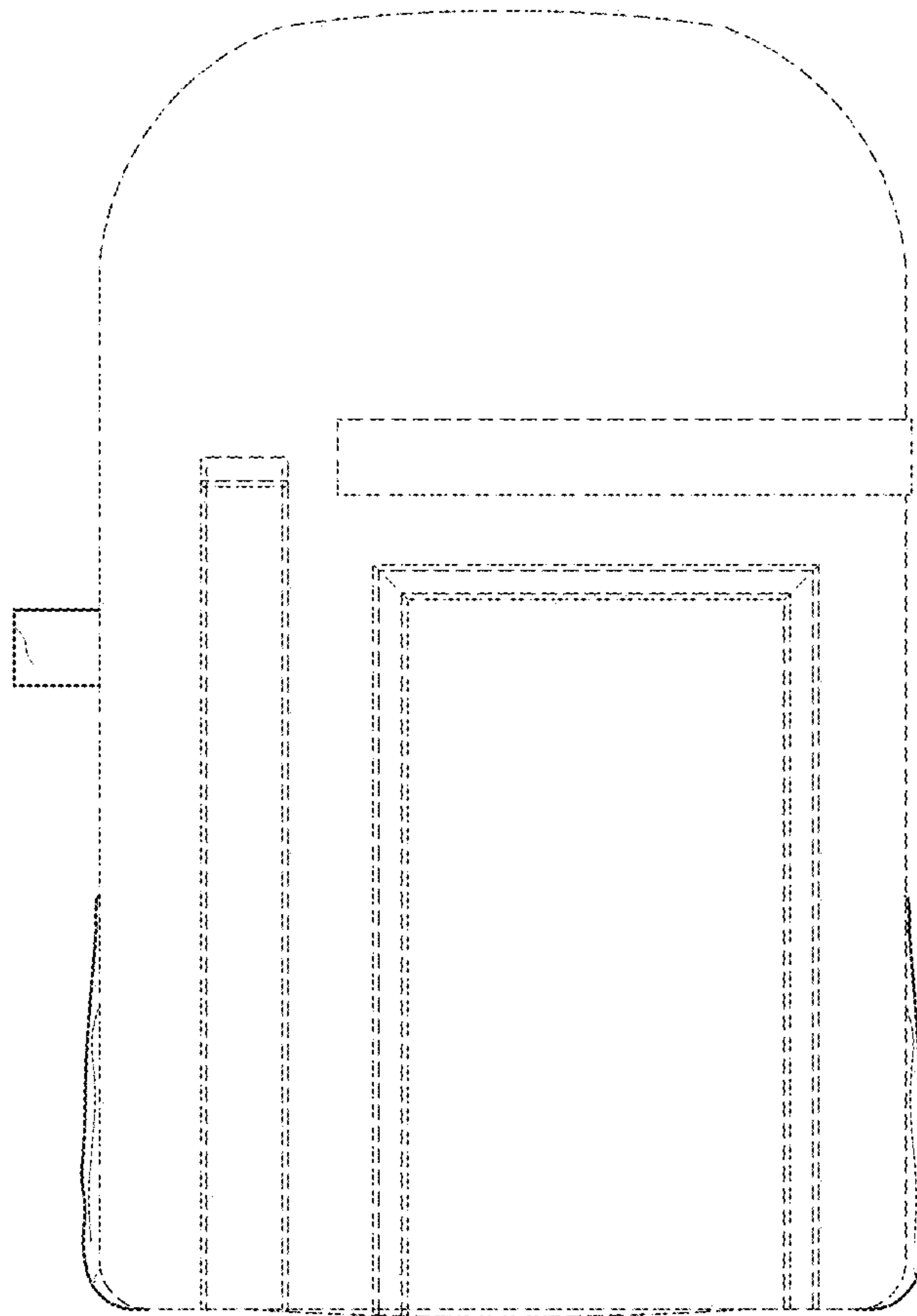


FIG. 3

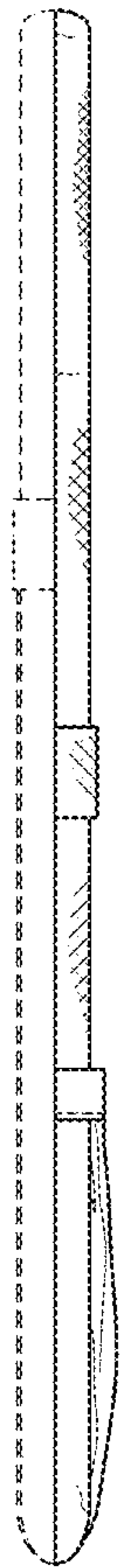


FIG. 4

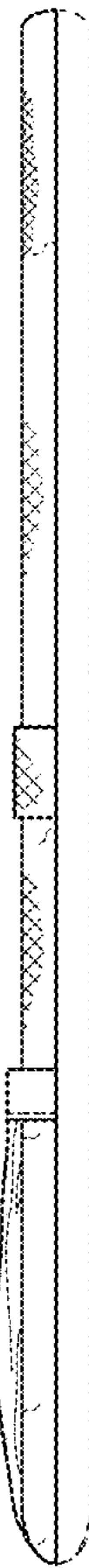


FIG. 5




FIG. 6




FIG. 7

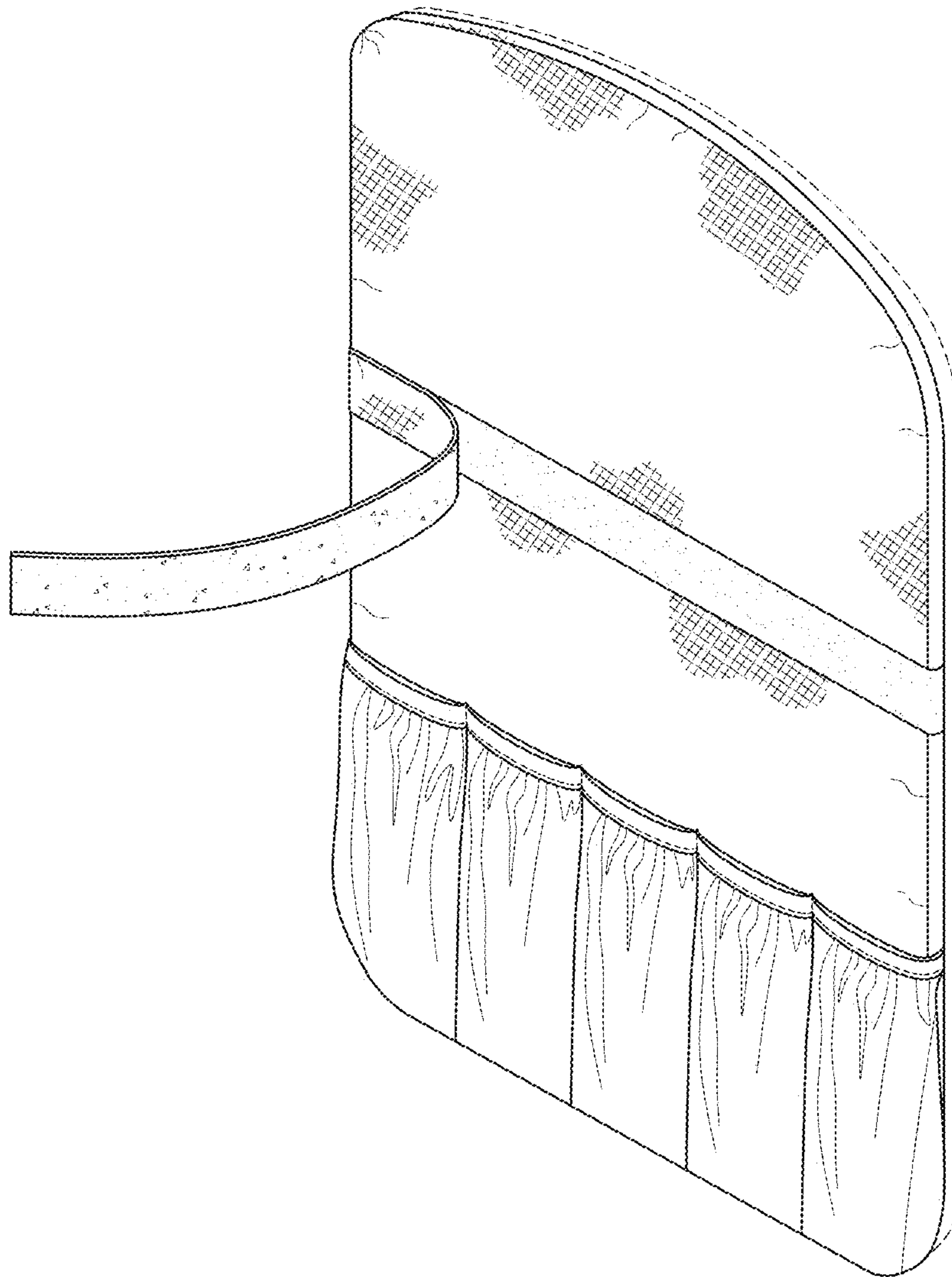


FIG. 8

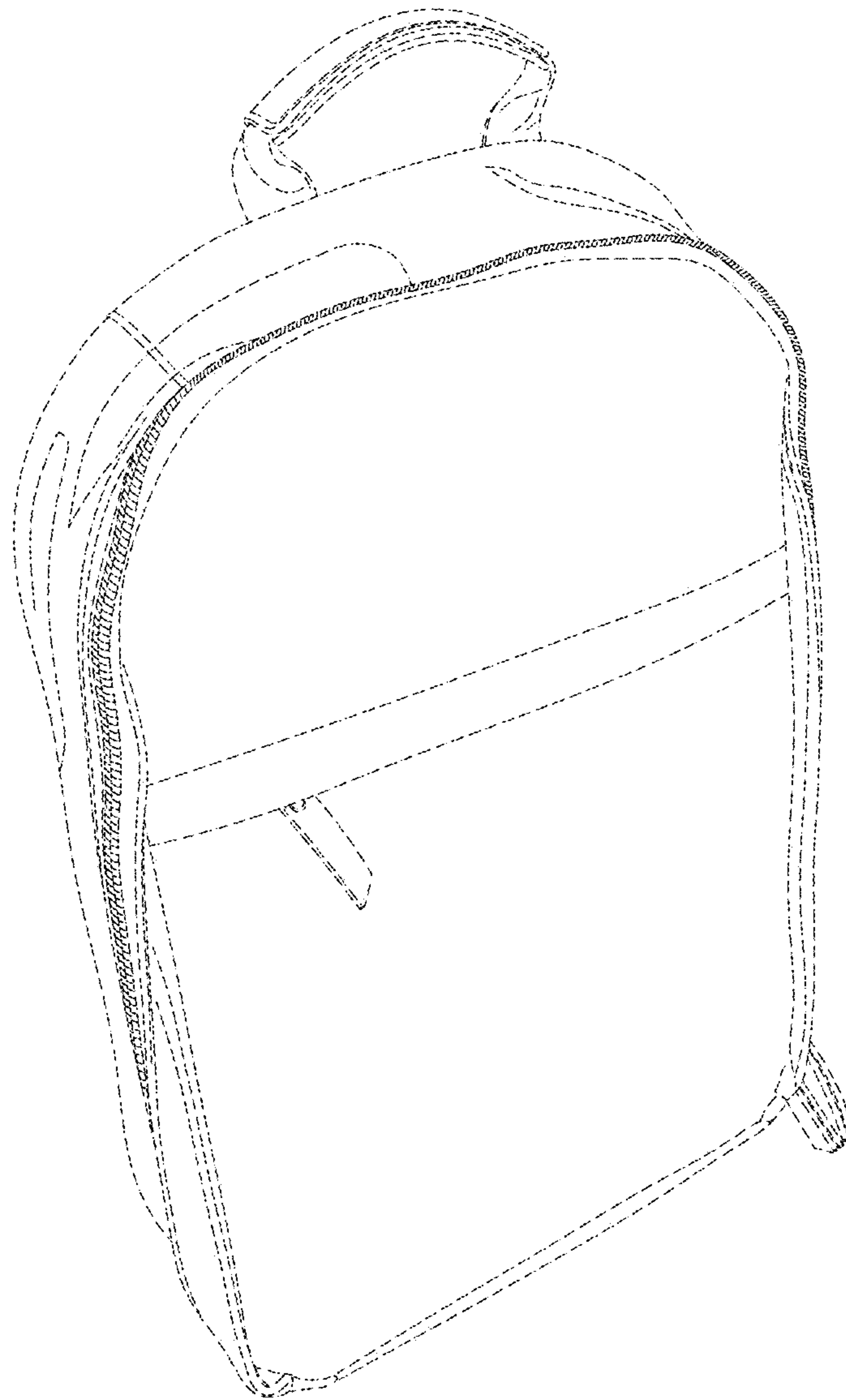


FIG. 9

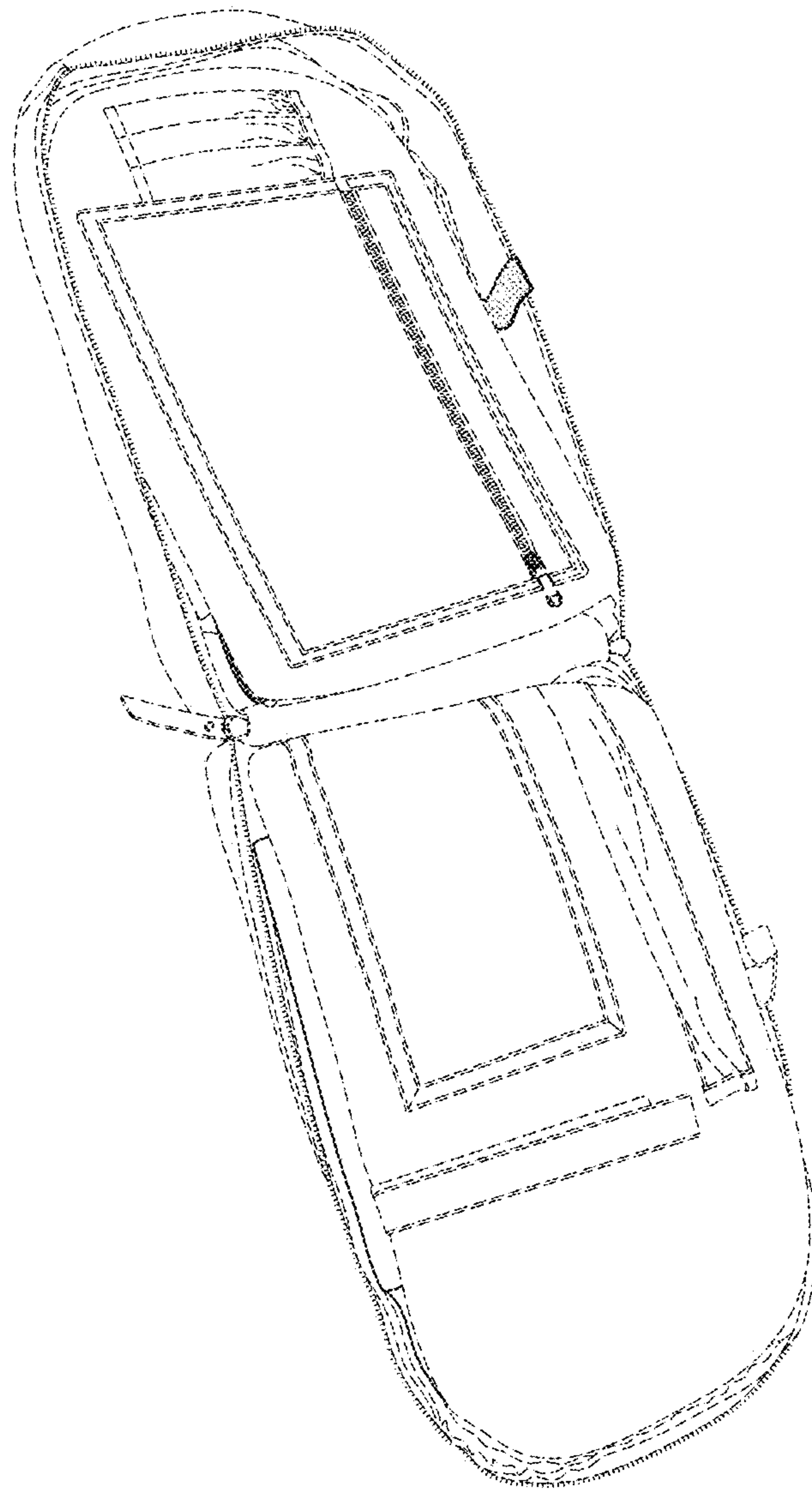


FIG. 10

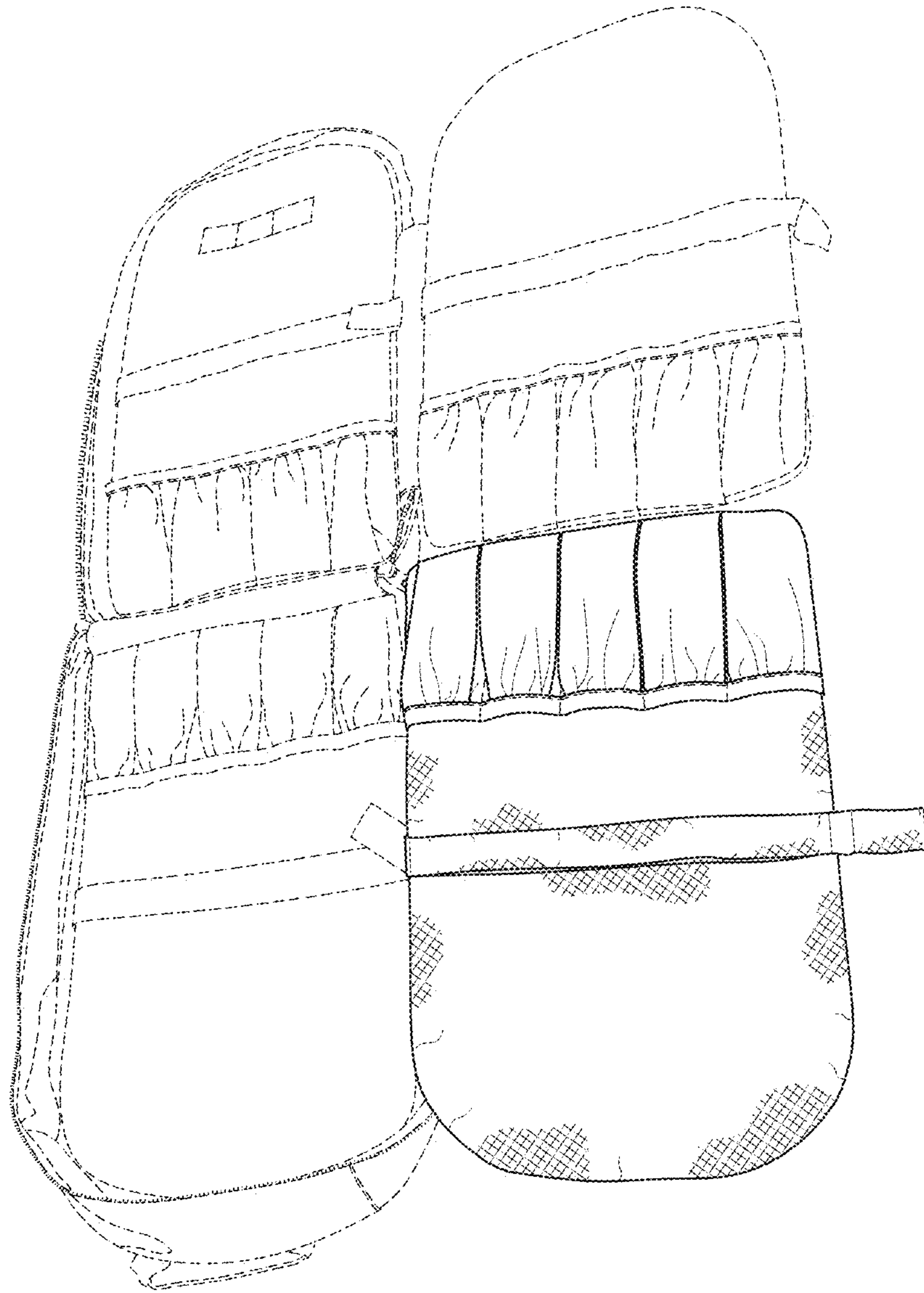


FIG. 11