



US00D897657S

(12) **United States Design Patent** (10) **Patent No.:** **US D897,657 S**  
**Wade** (45) **Date of Patent:** **\*\* Oct. 6, 2020**

(54) **SHOE**  
(71) Applicant: **NIKE, Inc.**, Beaverton, OR (US)  
(72) Inventor: **Laura Wade**, Portland, OR (US)  
(73) Assignee: **NIKE, Inc.**, Beaverton, OR (US)  
(\*\*) Term: **15 Years**  
(21) Appl. No.: **29/682,153**  
(22) Filed: **Mar. 1, 2019**  
(51) **LOC (12) Cl.** ..... **02-04**  
(52) **U.S. Cl.**  
USPC ..... **D2/973**  
(58) **Field of Classification Search**  
USPC ..... D2/896, 902, 904, 906-908, 944, 947,  
D2/969, 972-974; D5/47, 49, 50, 53, 54,  
D5/56, 60  
CPC ... A43B 13/181; A43B 13/141; A43B 13/186;  
A43B 13/188; A43B 23/00; A43B 23/02;  
A43B 5/00; A43B 23/26; A43B 1/04;  
A43B 11/14; A43B 7/00; A43B 3/12;  
A43C 3/00; A43C 5/00; A43C 7/00;  
A43C 11/004  
See application file for complete search history.

D708,432 S \* 7/2014 Campbell ..... D2/972  
D722,759 S \* 2/2015 Weddle ..... D2/969  
D748,904 S \* 2/2016 Greenhalgh ..... D2/969  
D753,376 S \* 4/2016 Birkinhead ..... D2/902  
D756,621 S \* 5/2016 Weddle ..... D2/969  
D765,384 S \* 9/2016 Williams, Jr. .... D2/973  
D771,927 S \* 11/2016 Rasmussen ..... D2/972  
D772,550 S \* 11/2016 Hui ..... D2/972  
D773,794 S \* 12/2016 Rasmussen ..... D2/972  
D792,695 S 7/2017 Ruark  
D793,071 S \* 8/2017 Shyllon ..... D2/973  
D854,805 S 7/2019 Link et al.  
D860,624 S \* 9/2019 Chang ..... D2/972  
D862,868 S \* 10/2019 Belhacene ..... D2/972  
D868,448 S \* 12/2019 Sokol ..... D2/973

**OTHER PUBLICATIONS**

Jordan Fly Next 'OKC' [Online], retrieved [Jun. 4, 2019], retrieved from SneakerFiles.com <URL:https://www.sneakerfiles.com/jordan-fly-next-okc-release-date/>; 6 color sheets, Dated Dec. 30, 2017.

\* cited by examiner

*Primary Examiner* — Dominic V Simone  
(74) *Attorney, Agent, or Firm* — Banner & Witcoff, Ltd.

(57) **CLAIM**

The ornamental design for a shoe, as shown and described.

**DESCRIPTION**

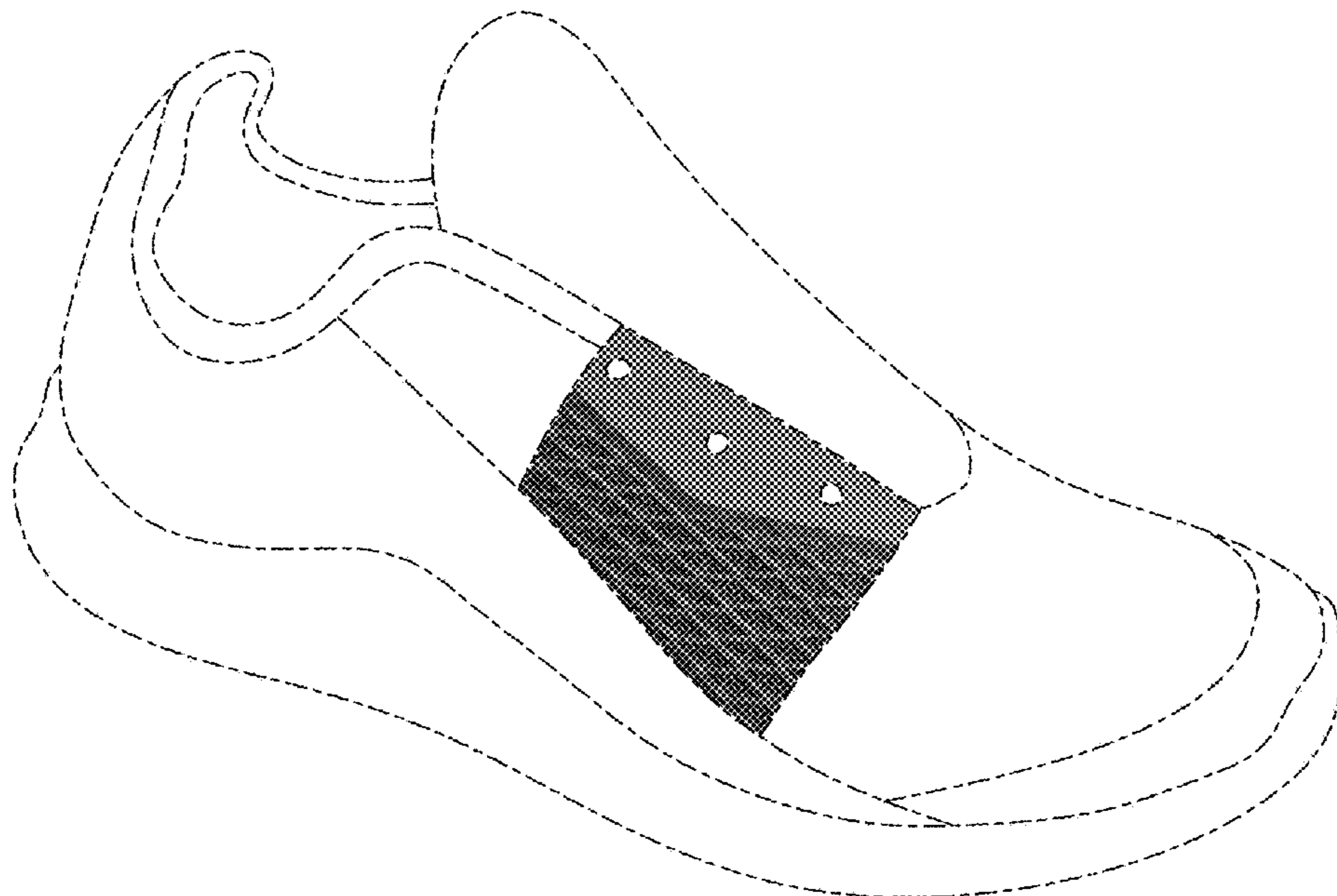
FIG. 1 is a front perspective view of a shoe showing my new design;  
FIG. 2 is a side view thereof; and,  
FIG. 3 is a rear perspective view thereof.  
The broken lines immediately adjacent to the photographic area define the bounds of the claimed design and form no part thereof. The broken lines depicting the remainder of the shoe show features that form no part of the claimed design.

**1 Claim, 3 Drawing Sheets**

(56) **References Cited**

**U.S. PATENT DOCUMENTS**

D124,254 S \* 12/1940 L'Hollier et al. .... D2/913  
D412,241 S 7/1999 Hatfield et al.  
D420,501 S \* 2/2000 Hlavacs ..... D2/972  
D428,246 S \* 7/2000 McCourt ..... D2/972  
D522,729 S \* 6/2006 Fogg ..... D2/972  
D574,136 S \* 8/2008 Avar ..... D2/969  
D578,294 S \* 10/2008 Mervar ..... D2/969  
D595,499 S \* 7/2009 Dekovic ..... D2/972  
D630,860 S \* 1/2011 Sichel ..... D5/58



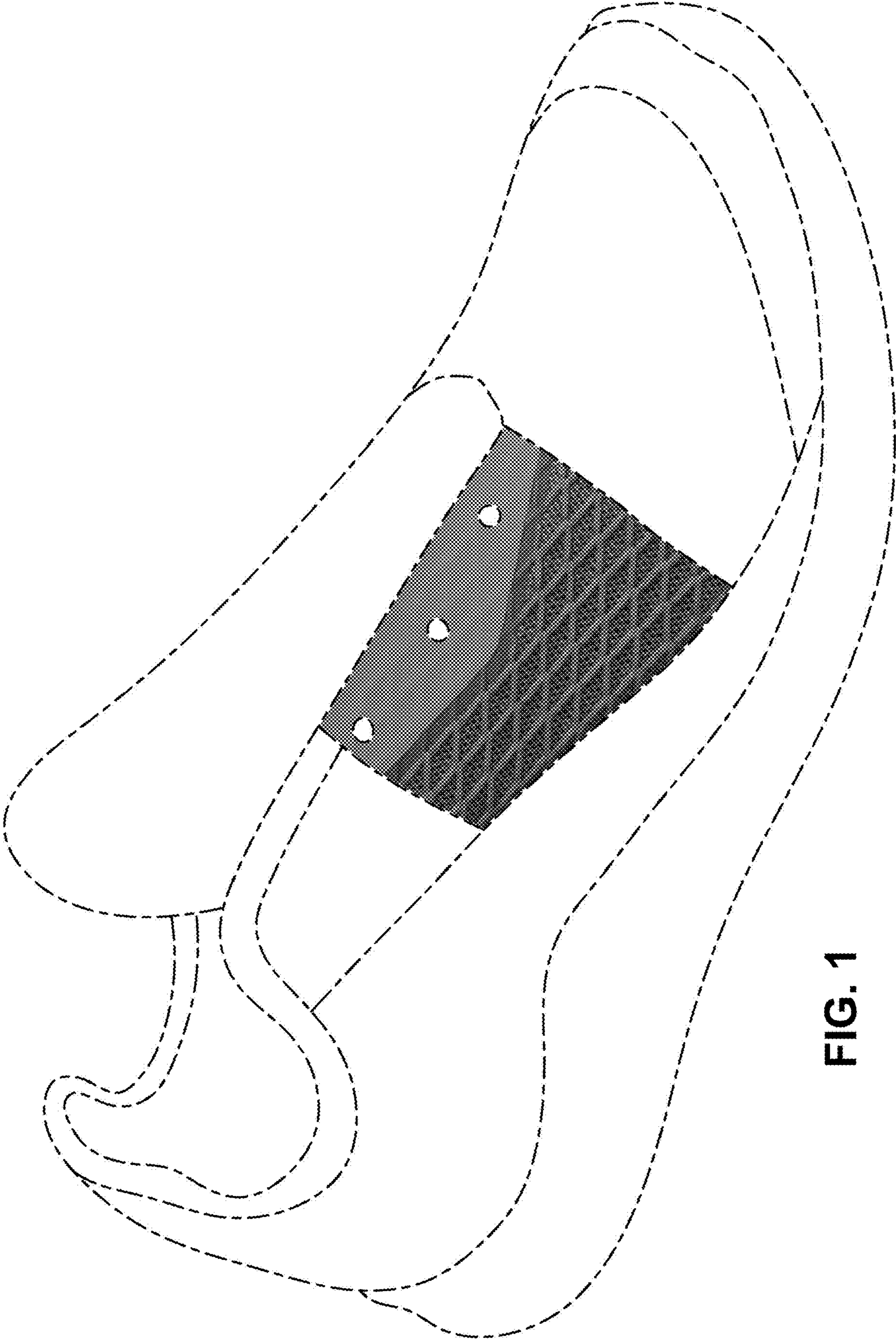


FIG. 1

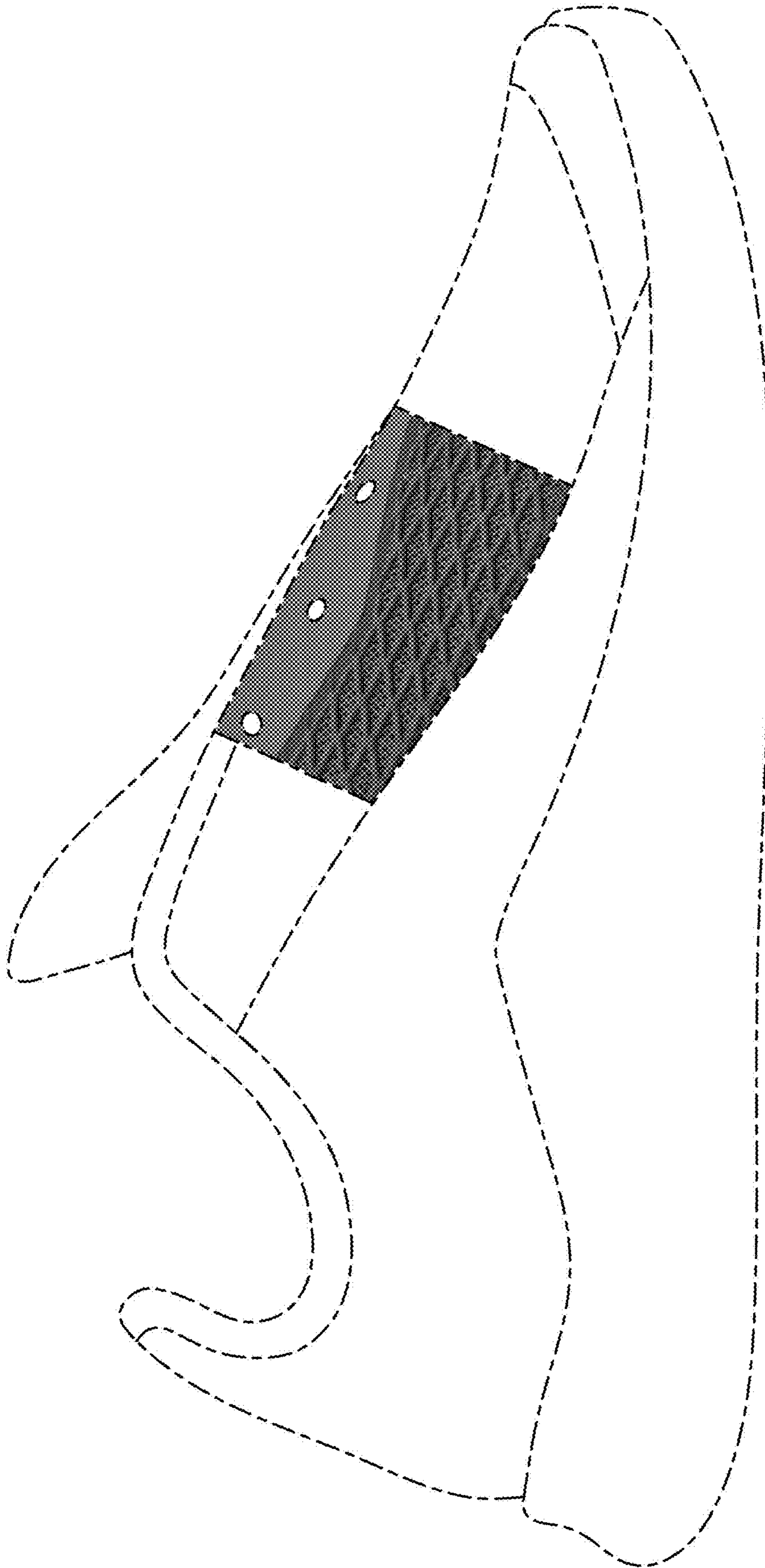


FIG. 2

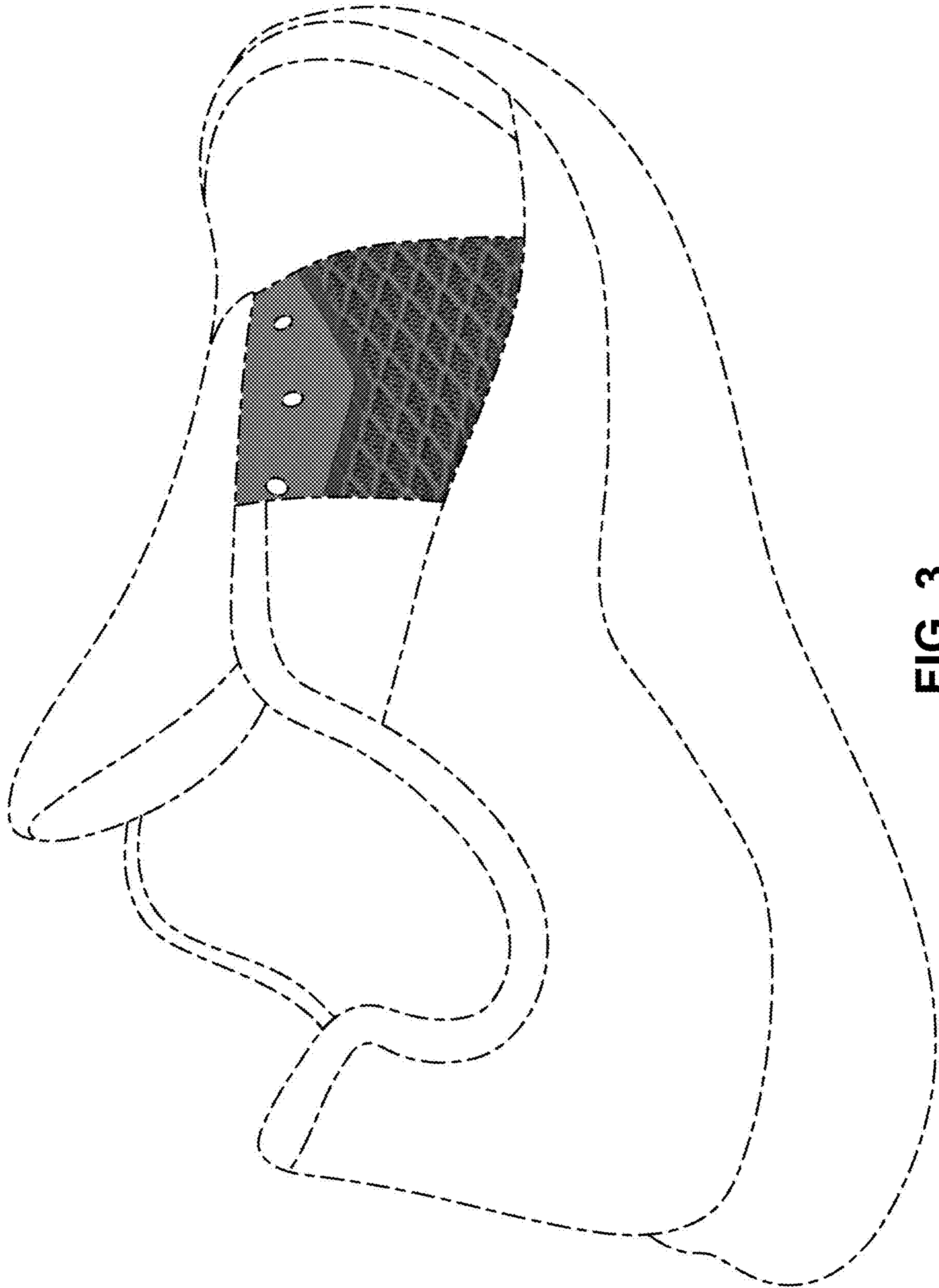


FIG. 3